

DOLNOŚLĄSKI ROZKŁAD JAZDY POCIĄGÓW PASAŻERSKICH

obowiązuje w okresie
od 8 marca 2026
do 13 czerwca 2026

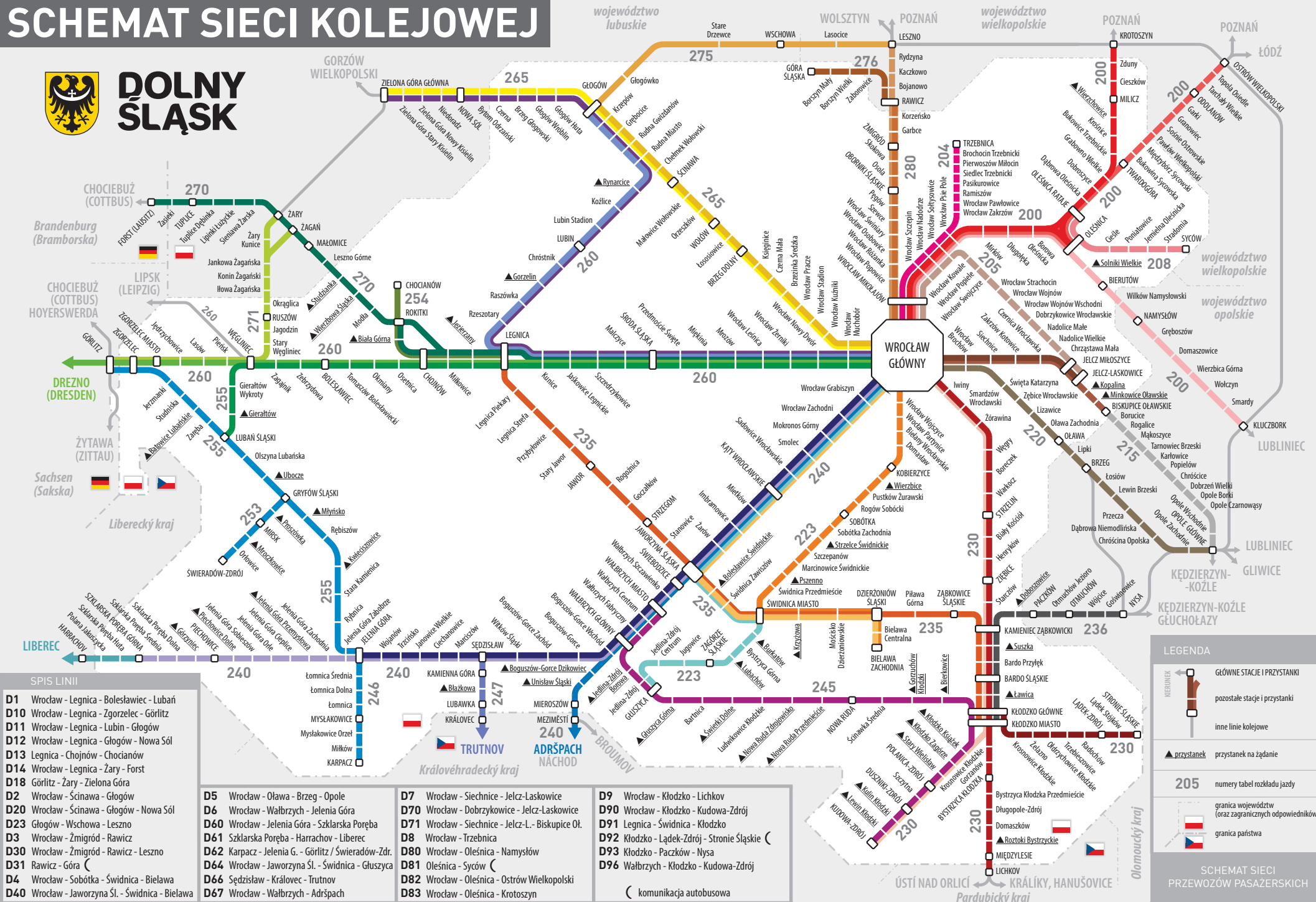


rozkład jazdy uwzględnia planowane prace inwestycyjne i remontowe na sieci kolejowej i zawiera połączenia następujących przewoźników:
Koleje Dolnośląskie SA, Polregio SA, Koleje Wielkopolskie Sp. z o.o., PKP Intercity SA

SCHEMAT SIECI KOLEJOWEJ



DOLNY ŚLĄSK



SPIS LINII

- D1 Wrocław - Legnica - Bolesławiec - Lubań
- D10 Wrocław - Legnica - Zgorzelec - Görlitz
- D11 Wrocław - Legnica - Lubin - Głogów
- D12 Wrocław - Legnica - Głogów - Nowa Sól
- D13 Legnica - Chojnów - Chocianów
- D14 Wrocław - Legnica - Żary - Forst
- D18 Görlitz - Żary - Zielona Góra
- D2 Wrocław - Ścinawa - Głogów
- D20 Wrocław - Wałbrzych - Jelenia Góra
- D23 Głogów - Wschowa - Leszno
- D3 Wrocław - Zmigród - Rawicz
- D30 Wrocław - Zmigród - Rawicz - Leszno
- D31 Rawicz - Góra
- D4 Wrocław - Sobótka - Świdnica - Bielawa
- D40 Wrocław - Jaworzyna Śl. - Świdnica - Bielawa

- D5 Wrocław - Olawa - Brzeg - Opole
- D6 Wrocław - Wałbrzych - Jelenia Góra
- D61 Szklarska Poręba - Harrachov - Liberec
- D62 Karpacz - Jelenia G. - Görlitz / Świeradów-Zdr.
- D64 Wrocław - Jaworzyna Śl. - Świdnica - Gluszyca
- D66 Sędziszów - Královec - Trutnov
- D67 Wrocław - Wałbrzych - Adršpach

- D7 Wrocław - Siechnice - Jelcz-Laskowice
- D70 Wrocław - Wałbrzych - Jelenia Góra
- D71 Wrocław - Siechnice - Jelcz-L. - Biskupice Op.
- D8 Wrocław - Trzebnica
- D80 Wrocław - Oleśnica - Namysłów
- D81 Oleśnica - Syców
- D82 Wrocław - Oleśnica - Ostrów Wielkopolski
- D83 Wrocław - Oleśnica - Krotoszyn

- D9 Wrocław - Kłodzko - Lichkov
- D90 Wrocław - Kłodzko - Kudowa-Zdrój
- D91 Legnica - Świdnica - Kłodzko
- D92 Kłodzko - Łądek-Zdrój - Stronie Śląskie
- D93 Kłodzko - Paczków - Nysa
- D96 Wałbrzych - Kłodzko - Kudowa-Zdrój

(komunikacja autobusowa)

LEGENDA

- GŁÓWNE STACJE I PRZYSTANKI
- pozostałe stacje i przystanki
- inne linie kolejowe
- przystanek przystanek na żądanie
- 205** numery tabel rozkładu jazdy
- granica województw (oraz zagranicznych odpowiedników)
- granica państwa

SCHEMAT SIECI PRZEWOZÓW PASAŻERSKICH

Objaśnienia oznaczeń

- Ⓟ – kursuje od poniedziałku do piątku i w niedziele
- Ⓢ – kursuje w soboty i niedziele i święta (tj. 6 IV, 1 V, 4 VI)
- Ⓣ – kursuje od poniedziałku do piątku oprócz świąt (tj. 6 IV, 1 V, 4 VI)
- Ⓤ – kursuje od poniedziałku do soboty oprócz świąt (tj. 6 IV, 1 V, 4 VI)
- ①, ②, ③, ..., ⑦ – kursuje w poszczególne dni tygodnia (poniedziałki, wtorki, środy, ..., niedziele)
- ♿ – w pociągu istnieje możliwość przewozu osób niepełnosprawnych na wózkach inwalidzkich
- 🚲 – w pociągu istnieje możliwość przewozu rowerów i sprzętu sportowego (liczba miejsc ograniczona)
- K** – w pociągu prowadzony jest przewóz przesyłek konduktorskich (do odwołania usługa zawieszona we wszystkich pociągach)
- druk pochyły (np. 15.45) – połączenia pośrednie (z przesiadaniem)
- litery przed numerem pociągu – oznaczenie przewoźnika (**KD** – Koleje Dolnośląskie, **R** – POLREGIO, **I** – PKP Intercity, **KW** – Koleje Wielkopolskie)
- E (w informacji o pociągu) – elektryczny zespół trakcyjny
- 🚋 – autobus szynowy / spalinowy zespół trakcyjny
- 2, 1-2 – pociąg zestawiony z wagonów klasy 2 lub 1 i 2
- 📅 – pociąg objęty całkowitą rezerwacją miejsc
- 🛏 – pociąg prowadzi wagon sypialny
- 🛏 – pociąg prowadzi wagon z miejscami do leżenia
- 🍴 – pociąg prowadzi wagon restauracyjny lub barowy
- 🚊 / 🚊 – pociąg prowadzi wagony bezpośrednie klasy 2 lub 1 i 2
- > (przy godzinie, np. 10.30[>]) – postój tylko dla wysiadających
- < (przy godzinie, np. 17.25[<]) – postój tylko dla wsiadających
- * – pociąg zestawiony z wagonów klimatyzowanych
- | – pociąg nie zatrzymuje się
- ▲ – przystanek na żądanie
- < – pociąg nie przejeżdża przez daną stację
- ⌘ – pociąg nie kursuje codziennie
- 🚋 (ZKA) – Zastępcza Komunikacja Autobusowa
- (pomiędzy godzinami) – zmiana numeru pociągu
- - - (pomiędzy godzinami) – połączenie z przesiadaniem
- (pomiędzy godzinami) – oddzielenie rozkładu jazdy dwóch pociągów
- ↳ – połączenie bezpośrednie (bez przesiadania)

Kalendarz rozkładu jazdy 2025/2026

| | P | W | Ś | C | P | S | N | P | W | Ś | C | P | S | N | P | W | Ś | C | P | S | N | P | W | Ś | C | P | S | N | P | W | | | | | | | |
|-------------|---|---|---|---|---|---|---|---|---|----|----|----|----|----|----|----|----|----|----|----|----|----|----|----|----|----|----|----|----|----|----|----|----|----|----|----|----|
| grudzień | | | | | | | | | | | | | | 14 | 15 | 16 | 17 | 18 | 19 | 20 | 21 | 22 | 23 | 24 | 25 | 26 | 27 | 28 | 29 | 30 | 31 | | | | | | |
| styczeń | | | | 1 | 2 | 3 | 4 | 5 | 6 | 7 | 8 | 9 | 10 | 11 | 12 | 13 | 14 | 15 | 16 | 17 | 18 | 19 | 20 | 21 | 22 | 23 | 24 | 25 | 26 | 27 | 28 | 29 | 30 | 31 | | | |
| luty | | | | | | | 1 | 2 | 3 | 4 | 5 | 6 | 7 | 8 | 9 | 10 | 11 | 12 | 13 | 14 | 15 | 16 | 17 | 18 | 19 | 20 | 21 | 22 | 23 | 24 | 25 | 26 | 27 | 28 | | | |
| marzec | | | | | | | 1 | 2 | 3 | 4 | 5 | 6 | 7 | 8 | 9 | 10 | 11 | 12 | 13 | 14 | 15 | 16 | 17 | 18 | 19 | 20 | 21 | 22 | 23 | 24 | 25 | 26 | 27 | 28 | 29 | 30 | 31 |
| kwiecień | | | 1 | 2 | 3 | 4 | 5 | 6 | 7 | 8 | 9 | 10 | 11 | 12 | 13 | 14 | 15 | 16 | 17 | 18 | 19 | 20 | 21 | 22 | 23 | 24 | 25 | 26 | 27 | 28 | 29 | 30 | | | | | |
| maj | | | | | 1 | 2 | 3 | 4 | 5 | 6 | 7 | 8 | 9 | 10 | 11 | 12 | 13 | 14 | 15 | 16 | 17 | 18 | 19 | 20 | 21 | 22 | 23 | 24 | 25 | 26 | 27 | 28 | 29 | 30 | 31 | | |
| czerwiec | 1 | 2 | 3 | 4 | 5 | 6 | 7 | 8 | 9 | 10 | 11 | 12 | 13 | 14 | 15 | 16 | 17 | 18 | 19 | 20 | 21 | 22 | 23 | 24 | 25 | 26 | 27 | 28 | 29 | 30 | | | | | | | |
| lipiec | | | 1 | 2 | 3 | 4 | 5 | 6 | 7 | 8 | 9 | 10 | 11 | 12 | 13 | 14 | 15 | 16 | 17 | 18 | 19 | 20 | 21 | 22 | 23 | 24 | 25 | 26 | 27 | 28 | 29 | 30 | 31 | | | | |
| sierpień | | | | | 1 | 2 | 3 | 4 | 5 | 6 | 7 | 8 | 9 | 10 | 11 | 12 | 13 | 14 | 15 | 16 | 17 | 18 | 19 | 20 | 21 | 22 | 23 | 24 | 25 | 26 | 27 | 28 | 29 | 30 | 31 | | |
| wrzesień | | 1 | 2 | 3 | 4 | 5 | 6 | 7 | 8 | 9 | 10 | 11 | 12 | 13 | 14 | 15 | 16 | 17 | 18 | 19 | 20 | 21 | 22 | 23 | 24 | 25 | 26 | 27 | 28 | 29 | 30 | | | | | | |
| październik | | | | 1 | 2 | 3 | 4 | 5 | 6 | 7 | 8 | 9 | 10 | 11 | 12 | 13 | 14 | 15 | 16 | 17 | 18 | 19 | 20 | 21 | 22 | 23 | 24 | 25 | 26 | 27 | 28 | 29 | 30 | 31 | | | |
| listopad | | | | | | | 1 | 2 | 3 | 4 | 5 | 6 | 7 | 8 | 9 | 10 | 11 | 12 | 13 | 14 | 15 | 16 | 17 | 18 | 19 | 20 | 21 | 22 | 23 | 24 | 25 | 26 | 27 | 28 | 29 | 30 | |
| grudzień | | 1 | 2 | 3 | 4 | 5 | 6 | 7 | 8 | 9 | 10 | 11 | 12 | | | | | | | | | | | | | | | | | | | | | | | | |

Kolorami oznaczono poszczególne edycje rozkładu jazdy 2025/2026, kolorem żółtym edycję obowiązującą w niniejszym wydawnictwie

ALFABETYCZNY SPIS STACJI I PRZYSTANKÓW z numerami tabel w Dolnośląskim Rozkładzie Jazdy Pociągów Pasażerskich

kolorem szarym oznaczono stacje i przystanki, leżące poza terenem województwa dolnośląskiego, a symbolem ▲ przystanki na żądanie

| | | | | | | | |
|--------------------------------|----------|---------------------------|----------|-----------------------------|---------------|--------------------------|----------|
| Bardo Przylęk | 230 | Dąbrowa Niemodlińska | 220 | Jedlina-Zdrój Centrum | 223 | Leszno Górne | 270 |
| Bardo Śląskie | 230 | Dąbrowa Oleśnicka | 200 | Jelcz-Laskowice | 205, 215 | Lewin Brzeski | 220 |
| Bartnica | 245 | Długołęka | 200 | Jelcz Miłoszyce | 205, 215 | Lewin Kłodzki ▲ | 230 |
| Batowice Lubańskie ▲ | 255 | Długopole-Zdrój | 230 | Jelenia Góra | 240, 246, 255 | Lichkov | 230 |
| Biała Góra ▲ | 254 | Doboszowice ▲ | 236 | Jelenia Góra Cieplice | 240 | Lipinki Łużyckie | 270 |
| Biała Kościół | 230 | Dobroszyce | 200 | Jelenia Góra Orle | 240 | Lipki | 220 |
| Bielany Wrocławskie | 223 | Dobrzeń Wielki | 215 | Jelenia Góra Przemysłowa ▲ | 240 | Lizawice | 220 |
| Bielawa Centralna | 235 | Dobrzykowice Wrocławskie | 205 | Jelenia Góra Sobieszów | 240 | Lubachów ▲ | 223 |
| Bielawa Zachodnia | 235 | Domasław | 223 | Jelenia Góra Zabobrze | 240, 255 | Lubań Śląski | 255 |
| Bierkowice ▲ | 245 | Domaszków | 230 | Jelenia Góra Zachodnia | 240 | Lubawka | 247 |
| Bierutów | 200 | Domaszowice | 200 | Jemielna Oleśnicka | 208 | Lubin | 260 |
| Biskupice Oławskie | 215 | Duszniki-Zdrój | 230 | Jerzmanki | 255, 260 | Lubin Stadion | 260 |
| Błazkowa ▲ | 247 | Dzierżoniów Śląski | 235 | Jeżierzany ▲ | 260, 270 | Ludwikowice Kłodzkie | 245 |
| Boguszów-Gorce | 240 | Forst (Lausitz) | 270 | Jędrzychowice | 260 | Ławica ▲ | 230 |
| Boguszów-Gorce Dzikowiec ▲ | 240 | Garbce | 280 | Jugowice | 223 | Łomnica | 246 |
| Boguszów-Gorce Wschód | 240 | Garki | 200 | Kaczkowo | 280 | Łomnica Dolna | 246 |
| Boguszów-Gorce Zachód | 240 | Gieraltów ▲ | 255 | Kamieniec Żąbkowicki | 230, 235, 236 | Łomnica Średnia | 246 |
| Bojanowo | 276, 280 | Gieraltów Wykroty | 255 | Kamienna Góra | 247 | Łosiów | 220 |
| Bolesławice Świdnickie ▲ | 235 | Głogów | 265, 275 | Karłowice | 215 | Łososiowice | 265 |
| Bolesławiec | 260 | Głogów Huta | 265 | Karpacz | 246 | Malczyce | 260 |
| Boreczek | 230 | Głogów Wróblin | 265 | Kąty Wrocławskie | 240 | Małomice | 270 |
| Borowa Oleśnicka | 200 | Głogówko | 275 | Kluczbork | 200 | Małowice Wołowskie | 265 |
| Borszyn Mały | 276 | Głuszycza | 245 | Kłodzko Główne | 230, 245 | Marcinowice Świdnickie | 223 |
| Borszyn Wielki | 276 | Głuszycza Górna ▲ | 245 | Kłodzko Książek ▲ | 230 | Marciszów | 240 |
| Borucice | 215 | Goczałków | 235 | Kłodzko Miasto | 230 | Mąkoszyce | 215 |
| Brochocin Trzebnicki | 204 | Gorzanów | 230 | Kłodzko Zagórze ▲ | 230 | Meziměstí | 240 |
| Brzeg | 220 | Gorzelin ▲ | 260 | Kobierzyce | 223 | Miosroszów | 240 |
| Brzeg Dolny | 265 | Gorzuchów Kłodzki ▲ | 245 | Konin Żagański | 271 | Mietków | 240 |
| Brzeg Głogowski | 265 | Goświnowice | 236 | Kopalina ▲ | 215 | Międzybórz Sycowski | 200 |
| Brzeźnica Średzka | 265 | Góra Śląska | 276 | Korzeńsko | 280 | Międzylesie | 230 |
| Bukowice Trzebnickie | 200 | Górzyniec ▲ | 240 | Koźlice | 260 | Miękinia | 260 |
| Bukowina Sycowska | 200 | Görlitz | 260 | Královec | 247 | Milicz | 200 |
| Burkatów ▲ | 223 | Grabowno Wielkie | 200 | Krosnowice Kłodzkie | 230 | Miłkowice | 260, 270 |
| Bystrzyca Górna | 223 | Granowiec | 200 | Krośnice | 200 | Minkowice Oławskie ▲ | 215 |
| Bystrzyca Kłodzka | 230 | Grębocice | 265 | Krotoszyn | 200 | Mirków | 200 |
| Bystrzyca Kłodzka Przedmieście | 230 | Gręboszów | 200 | Krzepów | 265 | Mirsk | 253 |
| Bytom Odrzański | 265 | Gryfów Śląski | 253, 255 | Krzyżowa ▲ | 235 | Młyńsko ▲ | 255 |
| Chełmek Wołowski | 265 | Harrachov | 240 | Księginice | 265 | Modła | 270 |
| Chocianów | 254 | Henryków | 230 | Kudowa-Zdrój | 230 | Mokronos Górny | 240 |
| Chojnów | 254, 260 | Ilowa Żagańska | 271 | Kulin Kłodzki ▲ | 230 | Mościsko Dzierżoniowskie | 235 |
| Chróstnik | 260 | Imbramowice | 240 | Kunice | 260 | Mroczkowice ▲ | 253 |
| Chróścice | 215 | Iwiny | 230 | Kwieciszowice ▲ | 255 | Mrozów | 260 |
| Chróścina Opolska | 220 | Jagodzin | 271 | Lasocice | 275 | Mysłakowice | 246 |
| Chrzastawa Mała | 205 | Jankowa Żagańska | 271 | Lasów | 260 | Mysłakowice Orzeł | 246 |
| Ciechanowice | 240 | Janowice Wielkie | 240 | Łądek-Zdrój | 230 | Nadolice Małe | 205 |
| Cieszków | 200 | Jaśkowice Legnickie | 260 | Łądek Stójków | 230 | Nadolice Wielkie | 205 |
| Cieśle | 208 | Jawor | 235 | Legnica | 235, 260, 270 | Namysłów | 200 |
| Czerna | 265 | Jaworzyna Śląska | 235, 240 | Legnica Piekary | 235 | Niedoradz | 265 |
| Czerna Mała | 265 | Jedlina-Zdrój | 223, 245 | Legnica Strefa | 235 | Nowa Ruda | 245 |
| Czernica Wrocławska | 215 | Jedlina-Zdrój Borowa ▲ | 245 | Leszno | 275, 280 | Nowa Ruda Przedmieście ▲ | 245 |

| | | | | | | |
|----------------------------|----------|-------------------------------|----------|-------------------------|--------------------|---|
| Nowa Ruda Zdrojowisko ▲ | 245 | Roztoki Bystrzyckie ▲ | 230 | Świerki Dolne ▲ | 245 | WROCLAW GŁÓWNY w kierunku: <i>Oleśnica,</i> 200 <i>Kluczbork / Ostrów Wlkp. / Krotoszyn</i> 200, 204 <i>Trzebnica</i> 200, 205 <i>Wrocław Wojnów, Jelcz-Laskowice</i> 215 <i>Siechnice, Jelcz-Laskowice, Opole</i> 220 <i>Oława, Brzeg, Opole</i> 223 <i>Sobótka, Świdnica, Jedlina-Zdrój</i> 223, 240 <i>Świdnica, Dzierżoniów Śl., Bielawa</i> 230 <i>Kłodzko, Międzylesie, Lichkov</i> 230 <i>Kłodzko, Kudowa-Zdrój</i> 240 <i>Wałbrzych, Jelenia Góra,</i> 240 <i>Szklarska Poręba, Harrachov</i> 240 <i>Wałbrzych, Mieroszów, Meziměstí</i> 260 <i>Legnica, Węgliniec, Görlitz / Horka</i> 260 <i>Legnica, Lubin, Głogów</i> 260 <i>Legnica, Żary, Forst /Lausitz/</i> 265 <i>Wołów, Głogów, Zielona Góra</i> 280 <i>Żmigród, Rawicz, Leszno</i> 200, 204, 205 280 205 205 223 240 204 260 275 276 260 223 215 255, 260 255, 260 200, 204, 205 260, 265 200, 204, 205 260 280 265 200, 204, 205 280 240 271, 271 240 271 |
| Nowa Sól | 265 | Rudna Gwizdanów | 260, 265 | Święta Katarzyna | 220 | |
| Nysa | 236 | Rudna Miasto | 260, 265 | Tarchały Wielkie | 200 | |
| Oborniki Śląskie | 280 | Ruszków | 271 | Tarnowiec Brzeski | 215 | |
| Odolanów | 200 | Rybnica | 255 | Tomaszów Bolesławiecki | 260 | |
| Okmiany | 260 | Rydzyzna | 280 | Topola Osiedle | 200 | |
| Okraglica | 271 | Rynarcice ▲ | 260 | Trzcianko | 240 | |
| Oleśnica | 200, 208 | Rzeszotary | 260 | Trzebiezowice | 230 | |
| Oleśnica Rataje | 200, 208 | Sadowice Wrocławskie | 240 | Trzebnica | 204 | |
| Olszyna Lubańska | 255 | Sędziszów | 240, 247 | Tuplice | 270 | |
| Oława | 220 | Siechnice | 215 | Tuplice Dębinka | 270 | |
| Oława Zachodnia | 220 | Siedlec Trzebnicki | 204 | Twardogóra | 200 | |
| Ołdrzychowice Kłodzkie | 230 | Sieniawa Żarska | 270 | Ubocze ▲ | 255 | |
| Opole Borki | 215 | Skokowa | 280 | Unisław Śląski ▲ | 240 | |
| Opole Czarnowąsy | 215 | Smardy | 200 | Wałbrzych Centrum | 240 | |
| Opole Główne | 215, 220 | Smarzów Wrocławski | 230 | Wałbrzych Fabryczny | 240 | |
| Opole Wschodnie | 215 | Smolec | 240 | Wałbrzych Główny | 240, 245 | |
| Opole Zachodnie | 220 | Sobótka | 223 | Wałbrzych Miasto | 240, 245 | |
| Orłowice | 253 | Sobótka Zachodnia | 223 | Wałbrzych Szczawienko | 240 | |
| Orzeszków | 265 | Solniki Wielkie ▲ | 200 | Warkocz | 230 | |
| Osetnica | 260 | Sośnice Ostrowskie | 200 | Węgliniec | 255, 260, 271 | |
| Osola | 280 | Stanowice | 235 | Węgry | 230 | |
| Ostrów Wielkopolski | 200 | Stara Kamienica | 255 | Wierzbita Górna | 200 | |
| Otmuchów | 236 | Starczów | 230 | Wierzbitze ▲ | 223 | |
| Otmuchów Jezioro | 236 | Stare Drzewce | 275 | Wierzbowa Śląska ▲ | 270 | |
| Paczków | 236 | Stary Jawor | 235 | Wierzchowice ▲ | 200 | |
| Pasikurowice | 204 | Stary Węgliniec | 271 | Wilków Namysłowski | 200 | |
| Pawłów Wielkopolski | 200 | Stary Wielisław ▲ | 230 | Witków Śląski | 240 | |
| Pęgów | 280 | Stradomia | 208 | Wojanów | 240 | |
| Piechowice | 240 | Stronie Śląskie | 230 | Wołczyn | 200 | |
| Piechowice Dolne ▲ | 240 | Strzegom | 235 | Wołów | 265 | |
| Pieńsk | 260 | Strzelce Świdnickie ▲ | 223 | Wójcice | 236 | |
| Pierwoszów-Miłocin | 204 | Strzelin | 230 | Wrocław Brochów | 215, 220 | |
| Piława Górna | 235 | Studniska | 255 | Wrocław Grabiszyn | 240 | |
| Polana Jakuszycka | 240 | Studzianka ▲ | 270 | Wrocław Kowale | 205 | |
| Polanica-Zdrój | 230 | Susza ▲ | 230 | Wrocław Kuźniki | 265 | |
| Poniatowice | 208 | Syców | 208 | Wrocław Leśnica | 260 | |
| Popielów | 215 | Szczedrzykowice | 260 | Wrocław Mikołajów | 200, 204, 205, 280 | |
| Proszówka ▲ | 253 | Szczepanów | 223 | Wrocław Muchobór | 260, 265 | |
| Przecza | 220 | Szczytna | 230 | Wrocław Nadodrże | 200, 204, 205 | |
| Przedmoście Święte | 260 | Szewce | 280 | Wrocław Nowy Dwór | 260 | |
| Przybyłowice | 235 | Szklarska Poręba Dolna | 240 | Wrocław Osobowice | 280 | |
| Pszemno ▲ | 223 | Szklarska Poręba Górna | 240 | Wrocław Partynice | 223 | |
| Pustków Żurawski | 223 | Szklarska Poręba Huta | 240 | Wrocław Pawłowice | 204 | |
| Radochów | 230 | Szklarska Poręba Średnia | 240 | Wrocław Popiele | 205 | |
| Ramiszów | 204 | Ścinawa | 265 | Wrocław Popowice | 280 | |
| Raszówka | 260 | Ścinawka Średnia | 245 | Wrocław Pracze | 265 | |
| Rawicz | 276, 280 | Środa Śląska | 260 | Wrocław Przecze | 200, 204 | |
| Rębiszów | 255 | Świdnica Miasto | 223, 235 | Wrocław Psie Pole | 280 | |
| Rogalice | 215 | Świdnica Przedmieście | 223 | Wrocław Różanka | 280 | |
| Rogoźnica | 235 | Świdnica Zawiszów | 235 | Wrocław Sołtysowice | 200, 204, 205 | |
| Rogów Sobócki | 223 | Świebodzice | 240 | Wrocław Stadion | 265 | |
| Rokitki | 254, 270 | Świeradów-Zdrój | 253 | Wrocław Strachocin | 205 | |
| | | | | Wrocław Swojczyce | 205 | |
| | | | | | 205 | |
| | | | | | 230 | |
| | | | | | 280 | |
| | | | | | 230 | |

| | | | D80 | D83 | REGIO | D70 | D82 | D83 | D8 | D70 | D83 | D70 | IC | D80 | D8 | D83 | D70 | | | | | |
|----------------------|--------|---------------------------------|--------------------------------------|--------------------------------------|-------------------------|--------------------------------------|------------------------------------|--------------------------------------|--------------------------------------|--------------------------------------|--------------------------------------|--------------------------------------|--------------------------------|------------------------------------|--|--------------------------------------|--------------------------------------|----|----|----|----|----|
| Informacja o pociągu | | | KD-60721 KD-60720 E 2 ♣ ♣ * | KD-69749 KD-69748 E 2 ♣ ♣ * | R-64532 E 2 ♣ ♣ * | KD-69301 KD-69300 E 2 ♣ ♣ * | R-67521 R-67520 E 2 ♣ ♣ * | KD-69751 KD-69750 E 2 ♣ ♣ * | KD-69941 KD-69940 E 2 ♣ ♣ * | KD-69303 KD-69302 E 2 ♣ ♣ * | KD-69753 KD-69752 E 2 ♣ ♣ * | KD-69333 KD-69332 E 2 ♣ ♣ * | I-6133 I-6132 1-2 ♣ K | R-64543 R-64542 E 2 ♣ ♣ * | KD-60239/8 KD-69943/2 E 2 ♣ ♣ * | KD-67751 KD-67750 E 2 ♣ ♣ * | KD-69305 KD-69304 E 2 ♣ ♣ * | | | | | |
| 0 | 0 | WROCLAW GŁÓWNY 204, 205, 280 o | 3.17 | 3.29 | | 4.05 | 4.20 | 4.30 | 4.36 | 4.53 | 5.08 | 5.14 | 5.20 | 5.35 | 5.43 | 6.09 | 6.19 | | | | | |
| 3,944 | 3,944 | Wrocław Mikołajów 204, 205, 280 | 3.22 | 3.34 | | 4.10 | 4.25 | 4.35 | 4.41 | 4.58 | 5.14 | 5.19 | 5.26 | 5.40 | 5.48 | 6.14 | 6.24 | | | | | |
| 5,553 | 5,553 | Wrocław Szczepin 204, 205 ↓ | 3.25 | | | 4.13 | 4.28 | | 4.44 | 5.01 | | 5.22 | | 5.43 | 5.51 | | 6.26 | | | | | |
| 6,938 | 6,938 | Wrocław Nadodrże 204, 205 p | 3.27 | 3.38 | | 4.15 | 4.29 | 4.38 | 4.46 | 5.03 | 5.18 | 5.24 | 5.30 | 5.45 | 5.53 | 6.19 | 6.28 | | | | | |
| 10,865 | 10,865 | Wrocław Sołtysowice 204, 205 p | 3.28 | 3.39 | | 4.16 | 4.30 | 4.39 | 4.47 | 5.04 | 5.19 | 5.25 | 5.31 | 5.46 | 5.54 | 6.21 | 6.29 | | | | | |
| | | Wrocław Sołtysowice 205 o | 3.32 | 3.44 | | 4.20 | 4.34 | 4.43 | 4.51 | 5.08 | 5.23 | 5.29 | | 5.50 | 5.58 | 6.25 | 6.33 | | | | | |
| | | Jelcz-Laskowice 205 p | < | < | | 4.21 | < | < | < | 5.08 | < | 5.29 | < | < | < | < | 6.33 | | | | | |
| 10,865 | 10,865 | Wrocław Sołtysowice 204, 205 o | 3.32 | 3.44 | | 4.54 | < | < | < | 5.52 | < | < | < | < | < | < | 7.14 | | | | | |
| 13,732 | 13,732 | Wrocław Psie Pole 204 p | 3.35 | 3.47 | | DKA | 4.37 | 4.46 | 4.55 | DKA | 5.26 | do Dobrzykowic | | 5.53 | 6.03 | 6.28 | DKA | | | | | |
| | | Wrocław Psie Pole 204 o | < | < | | < | < | 4.56 | DKA | < | < | do Dobrzykowic Wrocławskich | < | < | 6.03 | < | DKA | | | | | |
| | | Trzebnica 204 p | < | < | | < | < | 5.43 | DKA | < | < | < | < | < | 6.50 | < | DKA | | | | | |
| 13,732 | 13,732 | Wrocław Psie Pole o | 3.36 | 3.48 | | | 4.38 | 4.47 | | | 5.26 | | 5.54 | z Jaworzyny Śląskiej | | 6.29 | | | | | | |
| 17,397 | 17,397 | Mirków ↓ | 3.39 | | | | 4.41 | | | | | | 5.58 | | | | | | | | | |
| 19,846 | 19,846 | Długołęka ↓ | 3.42 | 3.53 | | | 4.44 | 4.52 | | | 5.31 | | 6.01 | | | 6.34 | | | | | | |
| 25,757 | 25,757 | Borowa Oleśnicka ↓ | 3.47 | | | | 4.49 | | | | | | 6.07 | | | | | | | | | |
| < | 33,784 | Oleśnica p | 3.55 | 4.04 | | | 4.56 | 5.03 | | | < | < | 6.14 | | | < | | | | | | |
| 33,784 | | Oleśnica o | 3.56 | | | | < | < | | | < | < | 6.15 | | | < | | | | | | |
| 40,704 | | Solniki Wielkie ▲ ↓ | 4.04 | | | | < | WIDAWA | | | < | < | 6.23 | | | < | | | | | | |
| 47,601 | | Bierutów p | 4.10 | WIDAWA | | | < | WIDAWA | | | < | < | 6.30 | | | < | | | | | | |
| 47,601 | | Bierutów o | 4.11 | | | | < | WIDAWA | | | < | < | 6.30 | | | < | | | | | | |
| 49,694 | | Granica Województwa ↓ | | WIDAWA | | | < | WIDAWA | | | < | < | | | | < | | | | | | |
| 56,385 | | Wilków Namysłowski ↓ | 4.22 | | | | < | | | | < | < | IC DĄBROWSKA | 6.41 | | < | | | | | | |
| 61,009 | | Namysłów p | 4.28 | | | | < | | | | < | < | IC DĄBROWSKA | 6.46 | | < | | | | | | |
| 61,009 | | Namysłów o | | | 4.37 | | < | | | | KARP | < | 6.47 | | | < | | | | | | |
| 67,005 | | Gręboszów ↓ | | | 4.45 | | < | | | | < | < | 6.54 | | | < | | | | | | |
| 73,203 | | Domaszowice ↓ | | | 4.52 | | < | | | | < | < | 7.02 | | | < | | | | | | |
| 80,266 | | Wierzbitca Górna ↓ | | | 5.01 | | < | | | | < | < | 7.10 | | | < | | | | | | |
| 85,306 | | Wołczyn ↓ | | | 5.08 | | < | | | | < | < | 7.17 | | | < | | | | | | |
| 92,766 | | Smardy ↓ | | | 5.14 | | < | | | | < | < | 7.24 | | | < | | | | | | |
| 97,352 | | KLUCZBORK p | | | 5.19 | | < | | | | < | < | 7.30 | | | < | | | | | | |
| | | Kluczbork o | | | 5.35 | | < | | | | < | < | 8.01 | | | < | | | | | | |
| | | Lubliniec p | | | 6.18 | | < | | | | < | < | 8.41 | | | < | | | | | | |
| | | Częstochowa p | | | < | | < | | | | < | < | < | | | < | | | | | | |
| | | | | | 1 | 2 | 3 | 4 | 5 | 6 | 7 | 8 | 9 | 10 | 11 | 12 | 13 | 14 | 15 | 16 | 17 | 18 |

| | | 1 | 2 | 3 | 4 | 5 | 6 | 7 | 8 | 9 | 10 | 11 | 12 | 13 | 14 | 15 | 16 | 17 | 18 | |
|----------------------|---------|----------------------------|---|---|---|---|---|---|---|---|----|-----------------------------------|----|--------------|--|----------------------------------|---------------------------|------|-----------------------------------|--------------------------------------|
| Informacja o pociągu | | | | | | | | D82 R-67521 R-67520 E 2 / | | | | D83 KD-69753 E 2 | | | IC I-6133 I-6132 1-2 | D82 R-67520 E 2 | D82 R-67520 | | D83 KD-67751 E 2 | D82 R-66265 R-66264 |
| km | | | | | | | | | | | | | | | | | | | | |
| < | 33,784 | Oleśnica | o | | | | | 5.04 | | | | < | | < | | | | < | 6.50 | |
| 33,377 | 36,514 | Oleśnica Rataje | | | | | | 5.08 | | | | 5.42 | | 5.52 | | | | 6.45 | 6.57 | |
| 35,036 | 38,181 | Dąbrowa Oleśnicka | | | | | | 5.11 | | | | | | | | | | | 7.01 | |
| 39,480 | 42,625 | Dobroszyce | ▼ | | | | | 5.15 | | | | | | | | | | 6.51 | 7.09 | |
| 48,283 | 51,428 | Grabowo Wielkie | p | | | | | 5.21 | | | | 5.52 | | 6.02 | | | | 6.56 | 7.23 | |
| | 51,428 | Grabowo Wielkie | o | | | | | < | | | | 5.53 | | 6.03 | | | | 7.02 | < | |
| | 58,344 | Bukowice Trzebnickie | | | | | | < | | | | 5.58 | | | | | | 7.07 | < | |
| | 66,596 | Krośnice | | | | | | < | | | | 6.03 | | | | | | 7.13 | < | |
| | 70,592 | Wierzchowice ▲ | ▼ | | | | | < | | | | | | | | | | 7.17 | < | |
| | 75,671 | Milicz | p | | | | | < | | | | 6.09 | | | | | | 7.21 | < | |
| | 88,434 | Cieszków | o | | | | | < | | | | | | | | | | 7.21 | < | |
| | 89,709 | Granica Województwa | | | | | | < | | | | | | | | | | 7.30 | < | |
| | 90,390 | Zduny | ▼ | | | | | < | | | | | | | | | | 7.43 | < | |
| | 97,743 | KROTOSZYN | p | | | | | < | | | | | | 6.29 | | | | 7.49 | < | |
| | | Krotoszyn | o | | | | | < | | | | | | 6.30 | | | | | < | |
| | | Poznań Główny | p | | | | | < | | | | | | < | | | | | < | |
| 48,283 | 51,428 | Grabowo Wielkie | o | | | | | 5.26 | | | | | | < | | | | | 7.24 | |
| 54,547 | 57,692 | Twardogóra | | | | | | 5.36 | | | | | | < | | | | | 7.35 | |
| 63,249 | 66,394 | Bukowina Sycowska | | | | | | 5.55 | | | | | | < | | | | | p | |
| 68,561 | 71,706 | Międzybórz Sycowski | | | | | | 6.07 | | | | | | < | | | | | | |
| 70,329 | 73,474 | Granica Województwa | | | | | | < | | | | | | < | | | | | | |
| 71,561 | 74,706 | Pawłów Wielkopolski | ▼ | | | | | 6.16 | | | | | | < | | | | | | |
| 77,192 | 80,337 | Sośńie Ostrowskie | p | | | | | 6.26 | | | | | | < | | | | | | |
| | | | o | | | | | < | | | | | | < | | | | | | |
| 81,745 | 84,890 | Granowiec | | | | | | < | | | | | | < | | | | 6.39 | 6.27 | |
| 84,870 | 88,015 | Garki | ▼ | | | | | < | | | | | | < | | | | 6.43 | 6.35 | |
| | | | o | | | | | < | | | | | | < | | | | 6.46 | 6.42 | |
| 89,107 | 92,252 | Odolanów | p | | | | | < | | | | | | < | | | | 6.49 | 6.50 | |
| | | | o | | | | | < | | | | | | < | | | | 6.50 | 7.00 | |
| 91,822 | 94,967 | Tarchały Wielkie | | | | | | < | | | | | | < | | | | 6.52 | 7.03 | |
| 96,947 | 100,092 | Topola Osiedle | ▼ | | | | | < | | | | | | < | | | | 6.57 | 7.07 | |
| 102,229 | 105,374 | OSTRÓW WIELKOPOLSKI | p | | | | | < | | | | | | 6.52 | | | | 7.02 | 7.12 | |
| | | Ostrów Wielkopolski | o | | | | | < | | | | | | 6.53 | | | | | | |
| | | Poznań Główny | p | | | | | < | | | | | | < | | | | | | |
| | | Warszawa Centralna | p | | | | | < | | | | | | 9.48 | | | | | | |
| | | Warszawa Wschodnia | p | | | | | < | | | | | | 10.03 | | | | | | |
| | | Białystok | p | | | | | < | | | | | | 11.48 | | | | | | |
| | | Elk | p | | | | | < | | | | | | | | | | | | |
| | | Gizycko | p | | | | | < | | | | | | | | | | | | |

- 1** z Jaworzyny Śląskiej kursuje w , a od Wrocławia Głównego codziennie (na odcinku Wrocław Zakrzów - Trzebnica ZKA);
- 2** w dniach 21, 22.III Warszawa Centralna przyj. 9.52;
- 3** na odcinku Wrocław Zakrzów - Trzebnica ZKA;
- 4** kursuje codziennie do 31.III;
- 5** kursuje codziennie od 1.IV;

| | | D80 | D70 | D8 | D83 | IC | D70 | D8 | D82 | D70 | D83 | D70 | D80 | D8 | IC | D83 | D8 | D80 | | |
|--------------------------------------|--------|---------------------------------------|--------------------------|-----------------------------|--|------------------------------------|--------------------------------------|--|------------------------------------|--------------------------|--------------------------------------|--------------------------------------|------------------------------------|--|------------------------------------|--------------------------------------|--|--------------------------------------|-------|-------|
| Szklarska Poręba Góra 240 o | | | | | | | | | | | | | | | | | | | | |
| Jelenia Góra 240 o | | | | | | | | | | | | | | | | | | | | |
| Jelcz-Laskowice / Świdnica M.* 215 o | | | | | | | | | | | | | | | | | | | | |
| Wrocław Główny 215, 223, 240, 260 p | | | | | | | | | | | | | | | | | | | | |
| | | | | | | | | | | | | | | | | | | | | |
| Informacja o pociągu | | KD-60723 E 2 ♣ ♣ * | KD-69334 E 2 ♣ ♣ * | KD-69945 ♣ ♣ 2 ♣ ♣ * | KD-69761/0 KD-69759/8 E 2 ♣ ♣ * | I-6131 I-6130 1-2 ♣ ♣ ♣ * | KD-69307 KD-69306 E 2 ♣ ♣ * | KD-69947 KD-69946 ♣ ♣ 2 ♣ ♣ * | R-67523 R-67522 E 2 ♣ ♣ * | KD-69336 E 2 ♣ ♣ * | KD-67753 KD-67752 E 2 ♣ ♣ * | KD-69309 KD-69308 E 2 ♣ ♣ * | R-64545 R-64544 E 2 ♣ ♣ * | KD-60249 KD-60248 ♣ ♣ 2 ♣ ♣ * | I-6129 I-6128 1-2 ♣ ♣ ♣ * | KD-67755 KD-67754 E 2 ♣ ♣ * | KD-69949 KD-69948 ♣ ♣ 2 ♣ ♣ * | KD-60725 KD-60724 E 2 ♣ ♣ * | | |
| km | | | | | | | | | | | | | | | | | | | | |
| 0 | 0 | WROCLAW GŁÓWNY 204, 205, 280 o | 6.39 | | 6.52 | 7.05 | 7.20 | 7.30 | | 7.56 | 8.02 | | 8.39 | 8.52 | 9.02 | 9.07 | 9.20 | 9.27 | 9.35 | 9.52 |
| 3,944 | 3,944 | Wrocław Mikołajów 204, 205, 280 | 6.44 | | 6.57 | 7.11 | 7.26 | 7.35 | | 8.01 | 8.07 | | 8.44 | 8.58 | 9.07 | 9.13 | 9.25 | 9.32 | 9.41 | 9.57 |
| 5,553 | 5,553 | Wrocław Szczepin 204, 205 | 6.47 | | 7.00 | 7.13 | | 7.38 | | 8.04 | 8.10 | | 8.48 | 9.01 | 9.10 | 9.16 | | 9.44 | 10.00 | |
| 6,938 | 6,938 | Wrocław Nadodrze 204, 205 p | 6.49 | | 7.02 | 7.15 | 7.30 | 7.40 | | 8.06 | 8.12 | | 8.48 | 9.03 | 9.12 | 9.19 | 9.29 | 9.36 | 9.46 | 10.02 |
| 10,865 | 10,865 | Wrocław Sołtysowice 204, 205 p | 6.50 | 6.57 | 7.03 | 7.16 | 7.31 | 7.41 | | 8.07 | 8.13 | 8.20 | 8.49 | 9.07 | 9.13 | 9.20 | 9.30 | 9.38 | 9.47 | 10.03 |
| | | Wrocław Sołtysowice 205 o | | 7.02 | | | | 7.46 | | | | 8.26 | | 9.12 | | | | | | |
| | | Jelcz-Laskowice 205 p | | | | | | 8.25 | | | | | 9.46 | | | | | | | |
| 10,865 | 10,865 | Wrocław Sołtysowice 204, 205 o | 6.55 | | 7.08 | 7.21 | | 7.46 | | 8.12 | 8.18 | | 8.54 | 9.18 | 9.24 | | | 9.43 | 9.52 | 10.07 |
| 13,732 | 13,732 | Wrocław Psie Pole 204 p | 6.58 | do Dobrzykowic Wrocławskich | 7.11 | 7.24 | | DKA | | 8.16 | 8.20 | | 8.57 | DKA | 9.22 | 9.28 | | 9.46 | 9.55 | 10.10 |
| | | Wrocław Psie Pole 204 o | | | 7.12 | | | DKA | | 8.16 | | | | | 9.28 | | | | 9.56 | |
| | | Trzebnica 204 p | | | 7.59 | | | | | 9.03 | | | | | 10.16 | | | | 10.43 | |
| 13,732 | 13,732 | Wrocław Psie Pole o | 6.59 | | | 7.24 | | | | | 8.21 | | 8.57 | | 9.23 | | | 9.46 | | 10.10 |
| 17,397 | 17,397 | Mirków | 7.02 | | | 7.28 | | | | | 8.25 | | | | 9.28 | | | | | 10.14 |
| 19,846 | 19,846 | Długołęka | 7.05 | | | 7.31 | | | | | 8.28 | | 9.02 | | 9.32 | | | 9.51 | | 10.17 |
| 25,757 | 25,757 | Borowa Oleśnicka | 7.10 | | | 7.36 | | | | | 8.34 | | | | 9.36 | | | | | 10.21 |
| | 33,784 | Oleśnica p | 7.16 | | | 7.44 | | | | | 8.40 | | | | 9.43 | | | | | 10.28 |
| 33,784 | | Oleśnica o | 7.17 | | | | | | | | | | | | 9.44 | | | | | 10.29 |
| 40,704 | | Solniki Wielkie ▲ | 7.25 | | | | | | | | | | | | 9.52 | | | | | 10.37 |
| | | | 7.32 | | | | | | | | | | | | 9.59 | | | | | 10.43 |
| 47,601 | | Bierutów p | 7.33 | | | | | | | | | | | | 9.59 | | | | | 10.44 |
| 49,694 | | Granica Województwa | | | R-64536 | | | | | | | | | | | | | | | |
| 56,385 | | Wilków Namysłowski | 7.43 | | E 2 ♣ ♣ * | | | | | | | | | | 10.10 | | | | | 10.55 |
| 61,009 | | Namysłów p | 7.49 | | ♣ ♣ * | | | | | | | | | | 10.15 | | | | | 11.01 |
| | | | | | | | | | | | | | | | | | | | | |
| 67,005 | | Gręboszów | | | 7.58 | | | | | | | | | | 10.16 | | | | | |
| 73,203 | | Domaszowice | | | 8.05 | | | | | | | | | | 10.23 | | | | | |
| 80,266 | | Wierzbita Górna | | | 8.13 | | | | | | | | | | 10.31 | | | | | |
| 85,306 | | Wołczyn | | | 8.21 | | | | | | | | | | 10.39 | | | | | |
| 92,766 | | Smardy | | | 8.28 | | | | | | | | | | 10.47 | | | | | |
| 97,352 | | KLUCZBORK p | | | 8.35 | | | | | | | | | | 10.54 | | | | | |
| | | | | | 8.40 | | | | | | | | | | 10.58 | | | | | |
| | | Kluczborok o | | | 8.48 | | | | | | | | | | 11.07 | | | | | |
| | | Lubliniec p | | | 9.30 | | | | | | | | | | 11.47 | | | | | |
| | | Częstochowa p | | | | | | | | | | | | | | | | | | |
| | | | 2 | 3 | 4 | 5 | 6 | 7 | 8 | 9 | 10 | 11 | 12 | 13 | 14 | 15 | 16 | 17 | 18 | 1 |

| | | 1 | 2 | 3 | 4 | 5 | 6 | 7 | 8 | 9 | 10 | 11 | 12 | 13 | 14 | 15 | 16 | 17 | 18 |
|----------------------|---------|----------------------------|--|---|---|---|---|---|---|--|----|--|----|----|---------------------------------------|---|--|--------------|--|
| Informacja o pociągu | | | PKM4 KW-77572 KW-77573 E 2 ♣ ♣ * | | | IC I-6131 I-6130 1-2 ♣ ♣ * K 2 | | | | D82 R-67523 R-67522 E 2 / ♣ ♣ * | | D83 KD-67753 E 2 ♣ ♣ * | | | D82 R-67522 E 2 ♣ ♣ * | IC I-6129 I-6128 1-2 ♣ ♣ * | D83 KD-67755 E 2 ♣ ♣ * | | PKM4 KW-70202 KW-70203 E 2 ♣ ♣ * |
| km | | | | | | | | | | | | | | | | | | | |
| < | 33,784 | Oleśnica | o | | | < | | | | 8.49 | | < | | | | < | < | | |
| 33,377 | 36,514 | Oleśnica Rataje | o | | | 7.50 | | | | 8.53 | | 9.12 | | | | 9.50 | 10.01 | | |
| 35,036 | 38,181 | Dąbrowa Oleśnicka | | | | | | | | 8.56 | | | | | | | | | |
| 39,480 | 42,625 | Dobroszyce | ▼ | | | | | | | 9.00 | | 9.18 | | | | | 10.08 | | |
| 48,283 | 51,428 | Grabowo Wielkie | p | | | 8.00 | | | | 9.06 | | 9.24 | | | | | 10.15 | | |
| | 51,428 | Grabowo Wielkie | o | | | 8.01 | | | | < | | 9.24 | | | | | 10.17 | | |
| | 58,344 | Bukowice Trzebnickie | o | | | | | | | < | | 9.30 | | | | | 10.22 | | |
| | 66,596 | Krośnice | | | | | | | | < | | 9.36 | | | | | 10.28 | | |
| | 70,592 | Wierzchowice ▲ | ▼ | | | | | | | < | | | | | | | | | |
| | 75,671 | Milicz | p | | | | | | | < | | 9.42 | | | | 10.16 | 10.34 | | |
| | 88,434 | Cieszków | o | | | | | | | < | | 9.57 | | | | 10.17 | 10.35 | | |
| | 89,709 | Granica Województwa | | | | | | | | < | | 10.06 | | | | | 10.43 | | |
| | 90,390 | Zduny | ▼ | | | | | | | < | | 10.08 | | | | | 10.46 | | |
| | 97,743 | KROTOSZYN | p | | | 8.28 | | | | < | | 10.15 | | | | 10.30 | 10.53 | | |
| | | Krotoszyn | o | | | 8.29 | | | | < | | | | | | 10.31 | | | |
| | | Poznań Główny | p | | | < | | | | < | | | | | | < | | | |
| | | | | | | < | | | | < | | | | | | < | | | |
| 48,283 | 51,428 | Grabowo Wielkie | o | | | < | | | | 9.11 | | | | | | < | | | |
| 54,547 | 57,692 | Twardogóra | | | | < | | | | 9.22 | | | | | | < | | | |
| 63,249 | 66,394 | Bukowina Sycowska | | | | < | | | | 9.41 | | | | | | < | | | |
| 68,561 | 71,706 | Międzybórz Sycowski | | | | < | | | | 9.53 | | | | | | < | | | |
| 70,329 | 73,474 | Granica Województwa | | | | < | | | | | | | | | | < | | | |
| 71,561 | 74,706 | Pawłów Wielkopolski | ▼ | | | < | | | | 10.02 | | | | | | < | | | |
| | | | | | | < | | | | 10.13 | | | | | | < | | | |
| 77,192 | 80,337 | Sośńie Ostrowskie | p | | | < | | | | | | | | | | < | | | |
| | | | o | | | < | | | | | | | | | | < | | | |
| 81,745 | 84,890 | Granowiec | | | | < | | | | | | | | | | 10.25 | < | 10.13 | |
| 84,870 | 88,015 | Garki | ▼ | | | < | | | | | | | | | | 10.29 | < | 10.22 | |
| | | | | | | < | | | | | | | | | | 10.32 | < | 10.28 | |
| 89,107 | 92,252 | Odolanów | p | | | < | | | | | | | | | | 10.35 | < | 10.36 | |
| | | | o | | | < | | | | | | | | | | 10.36 | < | 10.49 | 11.22 |
| 91,822 | 94,967 | Tarchały Wielkie | | | | < | | | | | | | | | | 10.38 | < | 10.52 | 11.25 |
| 96,947 | 100,092 | Topola Osiedle | ▼ | | | < | | | | | | | | | | 10.43 | < | 10.56 | 11.30 |
| 102,229 | 105,374 | OSTRÓW WIELKOPOLSKI | p | | | < | | | | | | | | | | 10.48 | < | 10.53 | 11.35 |
| | | Ostrów Wielkopolski | o | | | < | | | | | | | | | | | < | 10.54 | 11.36 |
| | | Poznań Główny | p | | | < | | | | | | | | | | | < | | 13.11 |
| | | Warszawa Centralna | p | | | 11.51 | | | | | | | | | | | | 13.48 | |
| | | Warszawa Wschodnia | p | | | 12.03 | | | | | | | | | | | | 14.03 | |
| | | Białystok | p | | | 13.48 | | | | | | | | | | | | 15.48 | |
| | | Elk | p | | | | | | | | | | | | | | | | |
| | | Giżycko | p | | | | | | | | | | | | | | | | |

- 1** z Jelcza-Laskowic kursuje w ©, a od Wrocławia Głównego codziennie;
2 w dniach 21, 22.III Warszawa Centralna przyj. 11.55;
3 w dniach 21, 22.III Warszawa Centralna przyj. 13.56;
4 na odcinku Wrocław Zakrzów - Trzebnica ZKA;
5 kursuje codziennie do 31.III;
6 kursuje codziennie od 1.IV;
7 kursuje od 18.IV w ©;

| | | 1 | 2 | 3 | 4 | 5 | 6 | 7 | 8 | 9 | 10 | 11 | 12 | 13 | 14 | 15 | 16 | 17 | 18 | |
|----------------------|---------|----------------------------|---|---|---|---|---|---|--|---|--|---------------------------|---------------------------|----|----|--------------|---|---------------------------------------|--|---------------------------|
| Informacja o pociągu | | | | | | IC I-6127 I-6126 E 1-2 ♣ ✕ ♣ * K 1 | | | D83 KD-67757 E 2 ♣ ♣ * | | D82 R-67525 R-67524 E 2 / ♣ ♣ * | D82 R-67524 | D82 R-67524 | | | | IC I-6521 I-6520 E 1-2 ♣ ✕ ♣ * K 2 | D82 R-67524 E 2 ♣ ♣ * | D83 KD-67759 E 2 ♣ ♣ * | D82 R-67524 |
| km | | | | | | | | | | | | 5 | 4 | | | | 5 | | 4 | |
| < | 33,784 | Oleśnica | o | | | < | | | < | | 12.59 | | | | | < | | | 14.13 | |
| 33,377 | 36,514 | Oleśnica Rataje | | | | 11.50 | | | 12.14 | | 13.03 | | | | | 13.41 | | | 14.17 | |
| 35,036 | 38,181 | Dąbrowa Oleśnicka | | | | | | | | | 13.06 | | | | | | | | | |
| 39,480 | 42,625 | Dobroszyce | ↓ | | | | | | 12.23 | | 13.10 | | | | | | | | 14.25 | |
| 48,283 | 51,428 | Grabowo Wielkie | p | | | 12.01 | | | 12.28 | | 13.16 | | | | | 13.51 | | | 14.31 | |
| | 51,428 | Grabowo Wielkie | o | | | 12.02 | | | 12.29 | | < | | | | | 13.52 | | | 14.31 | |
| | 58,344 | Bukowice Trzebnickie | | | | | | | 12.34 | | < | | | | | | | | 14.37 | |
| | 66,596 | Krośnice | | | | | | | 12.40 | | < | | | | | | | | 14.42 | |
| | 70,592 | Wierzchowice ▲ | ↓ | | | | | | | | < | | | | | | | | | |
| | 75,671 | Milicz | p | | | 12.16 | | | 12.46 | | < | | | | | 14.15 | | | 14.48 | |
| | 88,434 | Cieszków | o | | | 12.17 | | | 12.47 | | | | | | | 14.16 | | | 14.49 | |
| | 89,709 | Granica Województwa | | | | | | | 12.55 | | | | | | | | | | 14.57 | |
| | 90,390 | Zduny | ↓ | | | | | | 12.58 | | | | | | | | | | 15.00 | |
| | 97,743 | KROTOSZYN | p | | | 12.30 | | | 13.04 | | | | | | | 14.29 | | | 15.06 | |
| | | Krotoszyn | o | | | 12.31 | | | | | | < | < | | | 14.30 | | | | |
| | | Poznań Główny | p | | | < | | | | | | < | < | | | < | | | | |
| 48,283 | 51,428 | Grabowo Wielkie | o | | | < | | | | | | 13.21 | 13.28 | | | < | | | | |
| 54,547 | 57,692 | Twardogóra | | | | < | | | | | | 13.32 | 13.39 | | | < | | | | |
| 63,249 | 66,394 | Bukowina Sycowska | | | | < | | | | | | 13.51 | 13.57 | | | < | | | | |
| 68,561 | 71,706 | Międzybórz Sycowski | | | | < | | | | | | 14.03 | 14.10 | | | < | | | | |
| 70,329 | 73,474 | Granica Województwa | | | | < | | | | | | < | < | | | < | | | | |
| 71,561 | 74,706 | Pawłów Wielkopolski | ↓ | | | < | | | | | | 14.12 | 14.18 | | | < | | | | |
| | | | | | | < | | | PKM4 | | | 14.23 | 14.29 | | | < | | | | |
| 77,192 | 80,337 | Sośńie Ostrowskie | p | | | < | | | | | | | | | | < | | | | |
| | | | o | | | < | | | KW-70286 | | | | | | | < | 14.33 | | 14.30 | |
| 81,745 | 84,890 | Granowiec | | | | < | | | E 2 | | | | | | | < | 14.37 | | 14.38 | |
| 84,870 | 88,015 | Garki | ↓ | | | < | | | ♣ ♣ * | | | | | | | < | 14.40 | | 14.45 | |
| 89,107 | 92,252 | Odolanów | p | | | < | | | | | | | | | | < | 14.43 | | 14.53 | |
| | | | o | | | < | | | 13.20 | | | | | | | < | 14.44 | | 15.04 | |
| 91,822 | 94,967 | Tarchały Wielkie | | | | < | | | 13.22 | | | | | | | < | 14.46 | | 15.07 | |
| 96,947 | 100,092 | Topola Osiedle | ↓ | | | < | | | 13.27 | | | | | | | < | 14.51 | | 15.12 | |
| 102,229 | 105,374 | OSTRÓW WIELKOPOLSKI | p | | | 12.54 | | | 13.32 | | | | | | | 14.53 | 14.56 | | 15.17 | |
| | | Ostrów Wielkopolski | o | | | 12.55 | | | | | | | | | | 14.55 | | | | |
| | | Poznań Główny | p | | | < | | | | | | | | | | < | | | | |
| | | Warszawa Centralna | p | | | 15.48 | | | | | | | | | | 17.48 | | | | |
| | | Warszawa Wschodnia | p | | | 16.03 | | | | | | | | | | 18.03 | | | | |
| | | Białystok | p | | | 17.48 | | | | | | | | | | 19.48 | | | | |
| | | Elk | p | | | | | | | | | | | | | 21.19 | | | | |
| | | Giżycko | p | | | | | | | | | | | | | 21.43 | | | | |

- 1** w dniach 21, 22.III Warszawa Centralna przyj. 15.56;
- 2** w dniach 21, 22.III Warszawa Centralna przyj. 17.52;
- 3** na odcinku Wrocław Zakrzów - Trzebnica ZKA;
- 4** kursuje codziennie do 31.III;
- 5** kursuje codziennie od 1.IV;

| | | D82 | D70 | D70 | D80 | D8 | IC | D83 | D70 | D80 | D8 | D70 | D82 | D70 | D80 | IC | D8 | | | |
|--------------------------------------|--------|---------------------------------------|--------------------------------------|---|------------------------------------|---|---|--------------------------------------|---|---|---|--------------------------|------------------------------------|--------------------------------------|------------------------------------|---|---|-------|----|----|
| Szklarska Poręba Górna 240 o | | | | | | | | | | | | | | | | | | | | |
| Jelenia Góra 240 o | | | | | | | | | | | | | | | | | | | | |
| Jelcz-Laskowice / Świdnica M.* 215 o | | | | | | | | | | | | | | | | | | | | |
| Wrocław Główny 215, 223, 240, 260 p | | | | | | | | 14.37 15.11 | | | | | | | | | | | | |
| Informacja o pociągu | | R-67527 R-67526 E 2 ♣ ♣ * | KD-69317 KD-69316 E 2 ♣ ♣ * | KD-69339 KD-69338 E 2 ♣ ♣ * Ⓣ | R-64549 R-64548 E 2 ♣ ♣ * | KD-69955 KD-69954 ♣ ♣ * Ⓣ K | I-6125 I-6124 E 1-2 ♣ ♣ ♣ * K | KD-67761 KD-67760 E 2 ♣ ♣ * | KD-69319 KD-69318 E 2 ♣ ♣ * Ⓣ | R-66237 R-66236 E 2 ♣ ♣ * Ⓣ | KD-69957 KD-69956 ♣ ♣ * Ⓣ K | KD-69340 E 2 ♣ ♣ * | R-67529 R-67528 E 2 ♣ ♣ * | KD-69321 KD-69320 E 2 ♣ ♣ * | R-64553 R-64552 E 2 ♣ ♣ * | I-6123 I-6122 E 1-2 ♣ ♣ ♣ * K | KD-69959 KD-69958 ♣ ♣ * Ⓣ K | | | |
| km | | | | | | | | | | | | | | | | | | | | |
| 0 | 0 | WROCLAW GŁÓWNY 204, 205, 280 o | 14.09 | 14.15 | 14.35 | 14.43 | 14.48 | 15.05 | 15.20 | 15.26 | 15.46 | 15.56 | 16.12 | 16.28 | 16.48 | 16.57 | 17.03 | | | |
| 3,944 | 3,944 | Wrocław Mikołajów 204, 205, 280 ↓ | 14.14 | 14.20 | 14.40 | 14.48 | 14.54 | 15.11 | 15.25 | 15.31 | 15.51 | 16.01 | 16.17 | 16.34 | 16.53 | 17.03 | 17.09 | | | |
| 5,553 | 5,553 | Wrocław Szczepin 204, 205 ↓ | 14.17 | 14.23 | 14.43 | 14.51 | 14.57 | 15.28 | 15.34 | 15.34 | 15.54 | 16.04 | 16.20 | 16.37 | 16.56 | 17.12 | 17.12 | | | |
| 6,938 | 6,938 | Wrocław Nadodrze 204, 205 p | 14.19 | 14.25 | 14.45 | 14.53 | 14.59 | 15.15 | 15.30 | 15.36 | 15.56 | 16.06 | 16.22 | 16.39 | 16.58 | 17.07 | 17.14 | | | |
| 10,865 | 10,865 | Wrocław Sołtysowice 204, 205 p | 14.20 | 14.26 | 14.48 | 14.55 | 15.03 | 15.18 | 15.31 | 15.37 | 15.57 | 16.08 | 16.15 | 16.25 | 16.43 | 16.59 | 17.09 | 17.16 | | |
| | | Wrocław Sołtysowice 205 o | < | 14.30 | 14.54 | < | < | < | < | 15.42 | < | < | 16.20 | < | 16.48 | < | < | | | |
| | | Jelcz-Laskowice 205 p | < | 15.04 | < | < | < | < | < | 16.15 | < | < | < | 17.21 | < | < | < | | | |
| 10,865 | 10,865 | Wrocław Sołtysowice 204, 205 o | 14.24 | | | 15.00 | 15.08 | | 15.35 | | 16.02 | 16.13 | 16.31 | | 17.03 | | 17.21 | | | |
| 13,732 | 13,732 | Wrocław Psie Pole 204 p | 14.28 | DKA | <i>do Dobrzykowic Wrocławskich</i> | 15.03 | 15.12 | | 15.38 | DKA | 16.05 | 16.17 | 16.34 | DKA | 17.06 | | 17.24 | | | |
| | | Wrocław Psie Pole 204 o | < | | | < | 15.13 | < | < | | < | 16.18 | < | | < | < | 17.25 | | | |
| | | Trzebnica 204 p | < | | | < | 16.00 | < | < | | < | 17.05 | < | | < | < | 18.12 | | | |
| 13,732 | 13,732 | Wrocław Psie Pole o | 14.29 | | | 15.03 | | | 15.39 | | 16.05 | | 16.34 | | 17.06 | | | | | |
| 17,397 | 17,397 | Mirków ↓ | 14.33 | | | 15.06 | | | 15.42 | | 16.09 | | 16.38 | | 17.10 | | | | | |
| 19,846 | 19,846 | Długoleśka ↓ | 14.37 | | | 15.09 | | | 15.45 | | 16.11 | | 16.41 | | 17.12 | | | | | |
| 25,757 | 25,757 | Borowa Oleśnicka ↓ | 14.42 | | | 15.14 | | | 15.50 | | 16.16 | | 16.46 | | 17.17 | | | | | |
| < | 33,784 | Oleśnica p | 14.49 | | | 15.21 | | | 15.58 | | 16.23 | | 16.53 | | 17.24 | | | | | |
| | 33,784 | Oleśnica o | < | | | 15.22 | | | < | | 16.24 | | < | | 17.25 | | | | | |
| | 40,704 | Solniki Wielkie ▲ ↓ | < | | | 15.30 | | | < | | 16.32 | | < | | 17.33 | | | | | |
| | | p | < | | | 15.37 | | | < | | 16.39 | | < | | 17.40 | | | | | |
| | 47,601 | Bierutów o | < | | | 15.37 | | | < | | 16.39 | | < | | 17.40 | | | | | |
| | 49,694 | Granica Województwa ↓ | < | | | | | | < | | | | < | | | | | | | |
| | 56,385 | Wilków Namysłowski ↓ | < | | | 15.48 | | | < | | 16.50 | | < | | 17.51 | | | | | |
| | 61,009 | Namysłów p | < | | | 15.53 | | | < | | 16.55 | | < | | 17.56 | | | | | |
| | | o | < | | | 15.54 | | | < | | 16.55 | | < | | 17.57 | | | | | |
| | 67,005 | Gręboszów ↓ | < | | | 16.01 | | | < | | 17.03 | | < | | 18.04 | | | | | |
| | 73,203 | Domaszowice ↓ | < | | | 16.09 | | | < | | 17.10 | | < | | 18.11 | | | | | |
| | 80,266 | Wierzbica Górna ↓ | < | | | 16.17 | | | < | | 17.18 | | < | | 18.20 | | | | | |
| | 85,306 | Wołczyn ↓ | < | | | 16.24 | | | < | | 17.25 | | < | | 18.26 | | | | | |
| | 92,766 | Smardy ↓ | < | | | 16.30 | | | < | | 17.31 | | < | | 18.33 | | | | | |
| | 97,352 | KLUCZBORK p | < | | | 16.35 | | | < | | 17.36 | | < | | 18.38 | | | | | |
| | | Kluczborok o | < | | | 16.45 | | | < | | | | < | | 18.44 | | | | | |
| | | Lubliniec p | < | | | 17.26 | | | < | | | | < | | 19.24 | | | | | |
| | | Częstochowa p | < | | | | | | < | | | | < | | 19.59 | | | | | |
| | | | 1 | 2 | 3 | 4 | 5 | 6 | 7 | 8 | 9 | 10 | 11 | 12 | 13 | 14 | 15 | 16 | 17 | 18 |

K do Warszawy Centralnej
IC BACZYŃSKI

| | | 1 | 2 | 3 | 4 | 5 | 6 | 7 | 8 | 9 | 10 | 11 | 12 | 13 | 14 | 15 | 16 | 17 | 18 |
|----------------------|---------|-----------------------------|---|-------|---|---|--|---------------------------|-----------------------------|----------------------------|----|----|----|--|----|----|--|---------------------------|-----------------------------|
| Informacja o pociągu | | D82 | | | | | IC | D82 | D82 | D83 | | | | D82 | | | IC | D82 | D82 |
| km | | R-67527 R-67526 E 2 / | | | | | I-6125 I-6124 E 1-2 ♣ ✕ ♣ * K 2 | R-67526 E 2 ♣ ✕ ♣ * | R-67526 / E 2 ♣ ✕ ♣ * | KD-67761 E 2 ♣ ✕ ♣ * | | | | R-67529 R-67528 E 2 / ♣ ✕ ♣ * | | | I-6123 I-6122 E 1-2 ♣ ✕ ♣ * K 1 | R-67528 E 2 ♣ ✕ ♣ * | R-67528 / E 2 ♣ ✕ ♣ * |
| < | 33,784 | Oleśnica | o | 14.57 | | | < | | | 16.19 | | | | 17.04 | | | < | | |
| 33,377 | 36,514 | Oleśnica Rataje | | 15.01 | | | 15.37 | | | 16.23 | | | | 17.08 | | | 17.30 | | |
| 35,036 | 38,181 | Dąbrowa Oleśnicka | | 15.04 | | | | | | | | | | 17.11 | | | | | |
| 39,480 | 42,625 | Dobroszyce | ▼ | 15.08 | | | | | | 16.31 | | | | 17.15 | | | | | |
| 48,283 | 51,428 | Grabowo Wielkie | p | 15.14 | | | | | | 16.37 | | | | 17.21 | | | 17.40 | | |
| | 51,428 | Grabowo Wielkie | o | < | | | | | | 16.38 | | | | < | | | 17.42 | | |
| | 58,344 | Bukowice Trzebnickie | | < | | | | | | 16.43 | | | | < | | | | | |
| | 66,596 | Krośnice | | < | | | | | | 16.49 | | | | < | | | | | |
| | 70,592 | Wierzchowice ▲ | ▼ | < | | | | | | 16.52 | | | | < | | | | | |
| | 75,671 | Milicz | p | < | | | 16.09 | | | 16.56 | | | | < | | | 18.09 | | |
| | 88,434 | Cieszków | o | < | | | 16.10 | | | 16.57 | | | | < | | | 18.10 | | |
| | 89,709 | Granica Województwa | | < | | | | | | 17.05 | | | | < | | | | | |
| | 90,390 | Zduny | ▼ | < | | | | | | 17.07 | | | | < | | | | | |
| | 97,743 | KROTOSZYN | p | < | | | 16.24 | | | 17.14 | | | | < | | | 18.23 | | |
| | | Krotoszyn | o | < | | | 16.25 | | | | | | | < | | | 18.24 | | |
| | | Poznań Główny | p | < | | | < | | | | | | | < | | | < | | |
| 48,283 | 51,428 | Grabowo Wielkie | o | 15.19 | | | < | | | | | | | 17.26 | | | < | | |
| 54,547 | 57,692 | Twardogóra | | 15.30 | | | < | | | | | | | 17.37 | | | < | | |
| 63,249 | 66,394 | Bukowina Sycowska | | 15.49 | | | < | | | | | | | 17.56 | | | < | | |
| 68,561 | 71,706 | Międzybórz Sycowski | | 16.01 | | | < | | | | | | | 18.08 | | | < | | |
| 70,329 | 73,474 | Granica Województwa | | | | | < | | | | | | | | | | < | | |
| 71,561 | 74,706 | Pawłów Wielkopolski | ▼ | 16.10 | | | < | | | | | | | 18.17 | | | < | | |
| 77,192 | 80,337 | Sośńcie Ostrowskie | p | 16.21 | | | < | | | | | | | 18.28 | | | < | | |
| | | | o | | | | < | | | 16.31 | | | | | | | < | | 18.38 |
| 81,745 | 84,890 | Granowiec | | | | | < | | | 16.35 | | | | | | | < | | 18.42 |
| 84,870 | 88,015 | Garki | ▼ | | | | < | | | 16.38 | | | | | | | < | | 18.45 |
| 89,107 | 92,252 | Odolanów | p | | | | < | | | 16.41 | | | | | | | < | | 18.48 |
| | | | o | | | | < | | | 16.42 | | | | | | | < | | 18.49 |
| 91,822 | 94,967 | Tarchały Wielkie | | | | | < | | | 16.44 | | | | | | | < | | 18.51 |
| 96,947 | 100,092 | Topola Osiedle | ▼ | | | | < | | | 16.49 | | | | | | | < | | 18.56 |
| 102,229 | 105,374 | OSTRÓW WIELKOPOLSKI | p | | | | 16.48 | | | 17.07 | | | | | | | < | | 19.09 |
| | | | o | | | | 16.55 | | | 17.12 | | | | | | | < | | 19.01 |
| | | Ostrów Wielkopolski | o | | | | < | | | | | | | | | | < | | 19.04 |
| | | Poznań Główny | p | | | | < | | | | | | | | | | < | | 19.04 |
| | | Warszawa Centralna | p | | | | 19.48 | | | | | | | | | | < | | 19.09 |
| | | Warszawa Wschodnia | p | | | | 20.03 | | | | | | | | | | < | | 19.09 |
| | | Białystok | p | | | | 21.48 | | | | | | | | | | < | | 19.14 |
| | | Elk | p | | | | | | | | | | | | | | < | | |
| | | Gizycko | p | | | | | | | | | | | | | | < | | |

- 1** w dniach 21, 22.III kursuje do Warszawy Gdańskiej z pominięciem Warszawy Centralnej i Warszawy Wschodniej (Warszawa Gdańska przyj. 21.53);
2 w dniach 21, 22.III Warszawa Centralna przyj. 19.55;
3 na odcinku Wrocław Zakrzów - Trzebnica ZKA;
4 kursuje codziennie do 31.III;
5 kursuje codziennie od 1.IV;

| | | D70 | D83 | IC | D8 | D70 | D80 | D70 | REGIO | D83 | IC | D8 | D8 | D80 | D80 | D70 | | | | |
|--------------------------------------|--------|---------------------------------------|--------------------------------------|------------------------------------|--|---------------------------------|---|---|----------------------------------|---|--|--|--|---|---|---|----|----|----|----|
| Szklarska Poręba Góra 240 o | | | | | | | | | | | | | 18.41* | | | | | | | |
| Jelenia Góra 240 o | | | | | | | | | | | | | 19.37 | | | | | | | |
| Jelcz-Laskowice / Świdnica M.* 215 o | | | | | | | | | | | | | | | | | | | | |
| Wrocław Główny 215, 223, 240, 260 p | | | | | | | | | | | | | | | | | | | | |
| Informacja o pociągu | | KD-69323 KD-69322 E 2 ♣ ♣ * | KD-69785 KD-69784 E 2 ♣ ♣ * | I-6153 I-6152 E 1-2 ♣ ♣ * | D8 KD-69961 KD-69960 E 2 ♣ ♣ * | D70 KD-69342 E 2 ♣ ♣ * | D80 KD-60729 KD-60728 E 2 ♣ ♣ * | D70 KD-69325 KD-69324 E 2 ♣ ♣ * | REGIO R-60532 E 2 ♣ ♣ * | D83 KD-67763 KD-67762 E 2 ♣ ♣ * | IC I-6121 I-6120 E 1-2 ♣ ♣ * | D8 KD-69963 KD-69962 E 2 ♣ ♣ * | D8 KD-60279 KD-60278 E 2 ♣ ♣ * | D80 KD-60731 KD-60730 E 2 ♣ ♣ * | D80 R-66261 R-66260 E 2 ♣ ♣ * | D70 KD-69327 KD-69326 E 2 ♣ ♣ * | | | | |
| km | | | | | | | | | | | | | | | | | | | | |
| 0 | 0 | WROCLAW GŁÓWNY 204, 205, 280 o | 17.35 | 17.45 | 18.05 | 18.13 | | 18.41 | 18.46 | 18.56 | 19.05 | 19.22 | 19.45 | 19.51 | 19.51 | 20.00 | | | | |
| 3,944 | 3,944 | Wrocław Mikołajów 204, 205, 280 ↓ | 17.41 | 17.51 | 18.11 | 18.19 | | 18.46 | 18.52 | 19.01 | 19.11 | 19.28 | 19.50 | 19.56 | 19.56 | 20.05 | | | | |
| 5,553 | 5,553 | Wrocław Szczepin 204, 205 ↓ | 17.44 | 17.54 | 18.11 | 18.21 | | 18.49 | 18.55 | 19.05 | 19.15 | 19.31 | 19.53 | 19.59 | 19.59 | 20.08 | | | | |
| 6,938 | 6,938 | Wrocław Nadodrze 204, 205 p | 17.46 | 17.56 | 18.15 | 18.23 | | 18.51 | 18.57 | 19.05 | 19.15 | 19.33 | 19.55 | 20.01 | 20.01 | 20.10 | | | | |
| 10,865 | 10,865 | Wrocław Sołtysowice 204, 205 p | 17.49 | 17.58 | 18.16 | 18.24 | 18.31 | 18.52 | 18.58 | 19.06 | 19.18 | 19.34 | 19.56 | 20.02 | 20.02 | 20.11 | | | | |
| | | Wrocław Sołtysowice 205 o | 17.54 | < | < | < | 18.36 | < | 19.03 | < | < | < | < | < | < | 20.16 | | | | |
| | | Jelcz-Laskowice 205 p | 18.28 | < | < | < | < | 19.37 | < | < | < | < | < | < | < | 20.54 | | | | |
| 10,865 | 10,865 | Wrocław Sołtysowice 204, 205 o | | 18.03 | | 18.29 | | 18.57 | | 19.10 | | 19.39 | 20.01 | 20.06 | 20.06 | | | | | |
| 13,732 | 13,732 | Wrocław Psie Pole 204 p | DKA | 18.06 | | 18.33 | do Dobrzykowic Wrocławskich | 19.00 | DKA | 19.13 | | 19.42 | 20.04 | 20.09 | 20.09 | DKA | | | | |
| | | Wrocław Psie Pole 204 o | | < | | 18.34 | | < | | < | | 19.43 | 20.05 | < | < | DKA | | | | |
| | | Trzebnica 204 p | | < | | 19.21 | | < | | < | | 20.30 | 20.52 | < | < | | | | | |
| 13,732 | 13,732 | Wrocław Psie Pole o | | 18.06 | | | | 19.01 | | 19.13 | | | | 20.10 | 20.10 | | | | | |
| 17,397 | 17,397 | Mirków ↓ | | 18.10 | | | | 19.05 | | | | | | 20.13 | 20.13 | | | | | |
| 19,846 | 19,846 | Długołęka ↓ | | 18.12 | | | | 19.08 | | 19.18 | | | | 20.16 | 20.16 | | | | | |
| 25,757 | 25,757 | Borowa Oleśnicka ↓ | | 18.17 | | | | 19.13 | | | | | | 20.21 | 20.21 | | | | | |
| < | 33,784 | Oleśnica p | | 18.24 | | | | 19.20 | | < | | | | 20.28 | 20.28 | | | | | |
| | 33,784 | Oleśnica o | | < | | | | 19.21 | | < | | | | 20.41 | 20.41 | | | | | |
| | 40,704 | Solniki Wielkie ▲ ↓ | | < | | | | 19.29 | | < | | | | 20.49 | 20.49 | | | | | |
| | 47,601 | Bierutów p | | < | | | | 19.36 | | < | | | | 20.56 | 20.56 | | | | | |
| | 47,601 | Bierutów o | | < | | | | 19.36 | | < | | | | 20.57 | 20.57 | | | | | |
| | 49,694 | Granica Województwa ↓ | | < | | | | | | < | | | | | | | | | | |
| | 56,385 | Wilków Namysłowski ↓ | | < | | | | 19.47 | | < | | | | 21.07 | 21.07 | | | | | |
| | 61,009 | Namysłów p | | < | | | | 19.53 | | AMUR | | | | 21.14 | 21.14 | | | | | |
| | 61,009 | Namysłów o | | < | | | | | 20.15 | | | | | | 21.14 | | | | | |
| | 67,005 | Gręboszów ↓ | | < | | | | | 20.23 | AMUR | | | | | 21.21 | | | | | |
| | 73,203 | Domaszowice ↓ | | < | | | | | 20.30 | < | | | | | 21.29 | | | | | |
| | 80,266 | Wierzbitza Górna ↓ | | < | | | | | 20.39 | < | | | | | 21.37 | | | | | |
| | 85,306 | Wolczyn ↓ | | < | | | | | 20.45 | < | | | | | 21.43 | | | | | |
| | 92,766 | Smardy ↓ | | < | | | | | 20.51 | < | | | | | 21.50 | | | | | |
| | 97,352 | KLUCZBORK p | | < | | | | | 20.56 | < | | | | | 21.55 | | | | | |
| | | Kluczborck o | | < | | | | | | < | | | | | | | | | | |
| | | Lubliniec p | | < | | | | | | < | | | | | | | | | | |
| | | Częstochowa p | | < | | | | | | < | | | | | | | | | | |
| | | | 1 | 2 | 3 | 4 | 5 | 6 | 7 | 8 | 9 | 10 | 11 | 12 | 13 | 14 | 15 | 16 | 17 | 18 |

| | | 1 | 2 | 3 | 4 | 5 | 6 | 7 | 8 | 9 | 10 | 11 | 12 | 13 | 14 | 15 | 16 | 17 | 18 |
|----------------------|---------|----------------------------|---|---|---|--|--|---|---|---|----|--|--|----|----|----|----|----|----|
| Informacja o pociągu | | | | | | IC I-6153 I-6152 E 1-2 | D83 KD-69785 E 2 ♣ ♣ * K 1 | | | | | D83 KD-67763 E 2 ♣ ♣ * K 2 | IC I-6121 I-6120 E 1-2 | | | | | | |
| km | | | | | | | | | | | | | | | | | | | |
| < | 33,784 | Oleśnica | o | | | < | 18.42 | | | | | < | < | | | | | | |
| 33,377 | 36,514 | Oleśnica Rataje | | | | 18.36 | 18.46 | | | | | 19.28 | 19.40 | | | | | | |
| 35,036 | 38,181 | Dąbrowa Oleśnicka | | | | | | | | | | | | | | | | | |
| 39,480 | 42,625 | Dobroszyce | ▼ | | | | 18.54 | | | | | 19.33 | | | | | | | |
| 48,283 | 51,428 | Grabowo Wielkie | p | | | | 18.59 | | | | | 19.39 | 19.51 | | | | | | |
| | 51,428 | Grabowo Wielkie | o | | | | 19.00 | | | | | 19.39 | 19.52 | | | | | | |
| | 58,344 | Bukowice Trzebnickie | | | | | 19.05 | | | | | 19.44 | | | | | | | |
| | 66,596 | Krośnice | | | | | 19.11 | | | | | 19.59 | | | | | | | |
| | 70,592 | Wierzchowice ▲ | ▼ | | | | | | | | | | | | | | | | |
| | 75,671 | Milicz | p | | | | 19.17 | | | | | 20.05 | 20.15 | | | | | | |
| | 88,434 | Cieszaków | o | | | | | | | | | 20.05 | 20.17 | | | | | | |
| | 89,709 | <i>Granica Województwa</i> | | | | | | | | | | 20.13 | | | | | | | |
| | 90,390 | Zduny | ▼ | | | | | | | | | 20.15 | | | | | | | |
| | 97,743 | KROTOSZYN | p | | | 19.18 | | | | | | 20.21 | 20.30 | | | | | | |
| | | <i>Krotoszyn</i> | o | | | 19.20 | | | | | | | 20.31 | | | | | | |
| | | <i>Poznań Główny</i> | p | | | < | | | | | | | < | | | | | | |
| 48,283 | 51,428 | Grabowo Wielkie | o | | | < | | | | | | | < | | | | | | |
| 54,547 | 57,692 | Twardogóra | | | | < | | | | | | | < | | | | | | |
| 63,249 | 66,394 | Bukowina Sycowska | | | | < | | | | | | | < | | | | | | |
| 68,561 | 71,706 | Międzybórz Sycowski | | | | < | | | | | | | < | | | | | | |
| 70,329 | 73,474 | <i>Granica Województwa</i> | | | | < | | | | | | | < | | | | | | |
| 71,561 | 74,706 | Pawłów Wielkopolski | ▼ | | | < | | | | | | | < | | | | | | |
| 77,192 | 80,337 | Sośnie Ostrowskie | p | | | < | | | | | | | < | | | | | | |
| | | | o | | | < | | | | | | | < | | | | | | |
| 81,745 | 84,890 | Granowiec | | | | < | | | | | | | < | | | | | | |
| 84,870 | 88,015 | Garki | ▼ | | | < | | | | | | | < | | | | | | |
| 89,107 | 92,252 | Odolanów | p | | | < | | | | | | | < | | | | | | |
| | | | o | | | < | | | | | | | < | | | | | | |
| 91,822 | 94,967 | Tarchały Wielkie | | | | < | | | | | | | < | | | | | | |
| 96,947 | 100,092 | Topola Osiedle | ▼ | | | < | | | | | | | < | | | | | | |
| 102,229 | 105,374 | OSTRÓW WIELKOPOLSKI | p | | | 19.43 | | | | | | | 20.54 | | | | | | |
| | | <i>Ostrów Wielkopolski</i> | o | | | 19.44 | | | | | | | 20.55 | | | | | | |
| | | <i>Poznań Główny</i> | p | | | < | | | | | | | < | | | | | | |
| | | <i>Warszawa Centralna</i> | p | | | 22.44 | | | | | | | 23.48 | | | | | | |
| | | <i>Warszawa Wschodnia</i> | p | | | 22.55 | | | | | | | 23.59 | | | | | | |
| | | <i>Białystok</i> | p | | | | | | | | | | | | | | | | |
| | | <i>Elk</i> | p | | | | | | | | | | | | | | | | |
| | | <i>Giżycko</i> | p | | | | | | | | | | | | | | | | |

- 1** kursuje w i oraz 2, 30.IV, 3.VI oprócz 5.IV, 1.V, 5.VI (w dniach 10, 17, 24.V Warszawa Centralna przyj. 22.52, Warszawa Wschodnia 23.03);
2 w dniach 20/21 - 22/23.III Warszawa Centralna przyj. 23.52, Warszawa Wschodnia 0.03, w dniach 13/14 - 17/18.IV Warszawa Wschodnia przyj. 0.16,
a w dniach 6/7 - 25/26.V Warszawa Centralna przyj. 23.56, Warszawa Wschodnia 0.06;
3 na odcinku Wrocław Zakrzów - Trzebnica ZKA;

200






WROCLAW - OLESNICA -

NAMYSLOW - KLUCZBORK

GRABOWNO WIELKIE -

KROTOSZYN

OSTROW WIELKOPOLSKI

| Szlarska Poręba Górna 240 o | | | | | | | | | | | | | | | | | | | 20.20 |
|--------------------------------------|--------|----------------------------|--|------------------------------------|---|-------|--------------------------------------|------------------------------------|--|--------|--------------------------------------|--|--|--|---|-------|--|--|-------|
| Jelenia Góra 240 o | | | | | | | | | | | | | | | | | | | 21.07 |
| Jelcz-Laskowice / Świdnica M.* 215 o | | | | | | | | | | 20.39* | | | | | | | | | (|
| Wroclaw Główny 215, 223, 240, 260 p | | | | | | | | | | 21.52 | | | | | | 22.29 | | | 22.55 |
| | | | D8 | D82 | D81 | | D70 | D80 | D8 | | D70 | | D83 | D8 | IC | | | | |
| Informacja o pociągu | | | KD-69965 KD-69964  2 ♣ ♣ * | R-67531 R-67530 E 2 ♣ ♣ * | KD-66739  | | KD-69329 KD-69328 E 2 ♣ ♣ * | R-66259 R-66258 E 2 ♣ ♣ * | KD-60281 KD-60280  2 ♣ ♣ * | | KD-69331 KD-69330 E 2 ♣ ♣ * | | KD-67765/4 KD-67767/6 E 2 ♣ ♣ * | KD-69967 KD-69966  2 ♣ ♣ * | I-61171 I-61170 1-2  * | | | | |
| km | | | | | | | | | | | | | | | | | | | |
| 0 | 0 | WROCLAW GŁÓWNY | 204, 205, 280 o | 20.28 | 20.58 | | 21.32 | 21.46 | 22.00 | | 22.34 | | 23.08 | 23.15 | 23.25 | | | | |
| 3,944 | 3,944 | Wrocław Mikołajów | 204, 205, 280 ↓ | 20.33 | 21.03 | | 21.37 | 21.51 | 22.05 | | 22.39 | | 23.13 | 23.20 | | | | | |
| 5,553 | 5,553 | Wrocław Szczepin | 204, 205 ↓ | 20.36 | 21.06 | | 21.40 | 21.54 | 22.08 | | 22.42 | | 23.16 | 23.23 | | | | | |
| 6,938 | 6,938 | Wrocław Nadodrze | 204, 205 p | 20.39 | 21.08 | | 21.42 | 21.56 | 22.09 | | 22.44 | | 23.18 | 23.25 | 23.34 | | | | |
| 10,865 | 10,865 | Wrocław Sołtysowice | 204, 205 p | 20.40 | 21.09 | | 21.43 | 21.57 | 22.10 | | 22.45 | | 23.19 | 23.26 | 23.36 | | | | |
| | | Wrocław Sołtysowice | 205 o | (| (| | 21.48 | (| (| | 22.50 | | (| (| (| | | | |
| | | Jelcz-Laskowice | 205 p | (| (| | 22.21 | (| (| | 23.29 | | (| (| (| | | | |
| 10,865 | 10,865 | Wrocław Sołtysowice | 204, 205 o | 20.45 | 21.14 | | | 22.01 | 22.15 | | | | 23.24 | 23.31 | | | | | |
| 13,732 | 13,732 | Wrocław Psie Pole | 204 p | 20.48 | 21.17 | | | 22.04 | 22.19 | | | | 23.27 | 23.35 | | | | | |
| | | Wrocław Psie Pole | 204 o | 20.49 | (| | | (| 22.19 | | | | (| 23.35 | (| | | | |
| | | Trzebnica | 204 p | 21.36 | (| | | (| 23.06 | | | | (| 0.22 | (| | | | |
| 13,732 | 13,732 | Wrocław Psie Pole | o | | 21.17 | | | 22.05 | | | | | 23.27 | | | | | | |
| 17,397 | 17,397 | Mirków | ↓ | | 21.20 | | | 22.09 | | | | | 23.30 | | | | | | |
| 19,846 | 19,846 | Długoleśka | ↓ | | 21.23 | | | 22.12 | | | | | 23.33 | | | | | | |
| 25,757 | 25,757 | Borowa Oleśnicka | ↓ | | 21.28 | | | 22.17 | | | | | 23.38 | | | | | | |
| (| 33,784 | Oleśnica | p | (| 21.36 | 21.45 | | 22.24 | | | | | 23.45 | | | | | | |
| | 33,784 | Oleśnica | o | | (| (| | 22.25 | | | | | (| | | | | | |
| | 40,704 | Solniki Wielkie ▲ | ↓ | | (| (| | 22.33 | | | | | (| | | | | | |
| | 47,601 | Bierutów | p | | (| (| | 22.40 | | | | | (| | | | | | |
| | 47,601 | Bierutów | o | | (| (| | 22.40 | | | | | (| | | | | | |
| | 49,694 | Granica Województwa | ↓ | | (| (| | (| | | | | (| | | | | | |
| | 56,385 | Wilków Namysłowski | ↓ | | (| (| | 22.51 | | | | | (| | | | | | |
| | 61,009 | Namysłów | p | | (| (| | 22.57 | | | | | (| | | | | | |
| | 61,009 | Namysłów | o | | (| (| | 22.57 | | | | | (| | | | | | |
| | 67,005 | Gręboszów | ↓ | | (| (| | 23.04 | | | | | (| | | | | | |
| | 73,203 | Domaszowice | ↓ | | (| (| | 23.12 | | | | | (| | | | | | |
| | 80,266 | Wierzbica Górna | ↓ | | (| (| | 23.20 | | | | | (| | | | | | |
| | 85,306 | Wołczyn | ↓ | | (| (| | 23.27 | | | | | (| | | | | | |
| | 92,766 | Smarydy | ↓ | | (| (| | 23.34 | | | | | (| | | | | | |
| | 97,352 | KLUCZBORK | p | | (| (| | 23.39 | | | | | (| | | | | | |
| | | Kluczborok | o | | (| (| | | | | | | (| | | | | | |
| | | Lubliniec | p | | (| (| | | | | | | (| | | | | | |
| | | Częstochowa | p | | (| (| | | | | | | (| | | | | | |
| | | | p | | (| (| | | | | | | (| | | | | | |

1

2

3

4

5

6

7

8

9

10

11

12

13

14










15

16

17

18

K do Warszawy Centralnej
IC KARKONOSZE

| | | 1 | 2 | 3 | 4 | 5 | 6 | 7 | 8 | 9 | 10 | 11 | 12 | 13 | 14 | 15 | 16 | 17 | 18 | |
|----------------------|---------|----------------------------|---|---|--|--|--|--|---|---|----|----|----|----|----|----|----|-------|---|---|
| Informacja o pociągu | | | | | D82 R-67531 R-67530 E 2 /  | D81 KD-66739  | D82 R-67530 E 2  | D82 R-67530 E 2  | | | | | | | | | | | IC I-61171 I-61170 1-2  *   * K  | D83 KD-67765 KD-67767 E 2  * |
| km | | | | | | | | | | | | | | | | | | | | |
| < | 33,784 | Oleśnica | o | | 21.45 | 21.46 | | | | | | | | | | | | < | 23.59 | |
| 33,377 | 36,514 | Oleśnica Rataje | | | 21.49 | 21.56 | | | | | | | | | | | | 23.57 | 0.04 | |
| 35,036 | 38,181 | Dąbrowa Oleśnicka | | | 21.52 | p | | | | | | | | | | | | | | |
| 39,480 | 42,625 | Dobroszyce | ↓ | | 21.57 | | | | | | | | | | | | | | 0.10 | |
| 48,283 | 51,428 | Grabowo Wielkie | p | | 22.03 | | | | | | | | | | | | | | 0.16 | |
| | 51,428 | Grabowo Wielkie | o | | < | | | | | | | | | | | | | | 0.17 | |
| | 58,344 | Bukowice Trzebnickie | | | < | | | | | | | | | | | | | | 0.23 | |
| | 66,596 | Krośnice | | | < | | | | | | | | | | | | | | 0.29 | |
| | 70,592 | Wierzchowice ▲ | ↓ | | < | | | | | | | | | | | | | | | |
| | 75,671 | Milicz | p | | < | | | | | | | | | | | | | 0.21 | 0.35 | |
| | 88,434 | Cieszaków | o | | < | | | | | | | | | | | | | 0.25 | 0.36 | |
| | 89,709 | <i>Granica Województwa</i> | | | < | | | | | | | | | | | | | | | |
| | 90,390 | Zduny | ↓ | | < | | | | | | | | | | | | | | 0.47 | |
| | 97,743 | KROTOSZYN | p | | < | | | | | | | | | | | | | 0.39 | 0.53 | |
| | | <i>Krotoszyn</i> | o | | < | | | | | | | | | | | | | 0.40 | | |
| | | <i>Poznań Główny</i> | p | | < | | | | | | | | | | | | | < | < | |
| 48,283 | 51,428 | Grabowo Wielkie | o | | 22.10 | | | | | | | | | | | | | < | < | |
| 54,547 | 57,692 | Twardogóra | | | 22.21 | | | | | | | | | | | | | < | < | |
| 63,249 | 66,394 | Bukowina Sycowska | | | 22.39 | | | | | | | | | | | | | < | < | |
| 68,561 | 71,706 | Międzybórz Sycowski | | | 22.52 | | | | | | | | | | | | | < | < | |
| 70,329 | 73,474 | <i>Granica Województwa</i> | | | < | | | | | | | | | | | | | < | < | |
| 71,561 | 74,706 | Pawłów Wielkopolski | ↓ | | 23.00 | | | | | | | | | | | | | < | < | |
| 77,192 | 80,337 | Sośńie Ostrowskie | p | | 23.11 | | | | | | | | | | | | | < | < | |
| | | | o | | | | | | | | | | | | | | | < | < | |
| 81,745 | 84,890 | Granowiec | | | | | | | | | | | | | | | | < | < | |
| 84,870 | 88,015 | Garki | ↓ | | | | | | | | | | | | | | | < | < | |
| 89,107 | 92,252 | Odolanów | p | | | | | | | | | | | | | | | < | < | |
| | | | o | | | | | | | | | | | | | | | < | < | |
| 91,822 | 94,967 | Tarchały Wielkie | | | | | | | | | | | | | | | | < | < | |
| 96,947 | 100,092 | Topola Osiedle | ↓ | | | | | | | | | | | | | | | < | < | |
| 102,229 | 105,374 | OSTRÓW WIELKOPOLSKI | p | | | | | | | | | | | | | | | < | < | |
| | | <i>Ostrów Wielkopolski</i> | o | | | | | | | | | | | | | | | 1.03 | | |
| | | <i>Poznań Główny</i> | p | | | | | | | | | | | | | | | 1.08 | | |
| | | <i>Warszawa Centralna</i> | p | | | | | | | | | | | | | | | 5.52 | | |
| | | <i>Warszawa Wschodnia</i> | p | | | | | | | | | | | | | | | 6.15 | | |
| | | <i>Białystok</i> | p | | | | | | | | | | | | | | | | | |
| | | <i>Elk</i> | p | | | | | | | | | | | | | | | | | |
| | | <i>Giżycko</i> | p | | | | | | | | | | | | | | | | | |

- 1 od 7/8.IV na odcinku Szklarska Poręba Górna - Jelenia Góra ZKA (Szklarska Poręba Górna odj. 19.55); poza tym w dniu 20/21, 21/22.III Warszawa Centralna przyj. 6.00, w dniu 28/29.III Warszawa Centralna przyj. 7.08, Warszawa Wschodnia 7.15, a w dniu 13/14.VI Wrocław Nadodrże 23.33/23.34, Oleśnica Rataje 23.54, Milicz 0.18/0.19, Krotoszyn 0.32/0.33, Ostrów Wielkopolski 0.56/1.01;
- 2 z Jelcza-Laskowice kursuje w ©, a od Wrocławia Głównego codziennie;
- 3 na odcinku Wrocław Zakrzów - Trzebnica ZKA;
- 4 kursuje codziennie do 31.III;
- 5 kursuje codziennie od 1.IV;

Zastępcza Komunikacja Autobusowa
 Lokalizacje przystanków ZKA za pociągi KD na str. 39
DKA - Dolnośląskie Koleje Aglomeracyjne

OSTRÓW WIELKOPOLSKI












- GRABOWNO WIELKIE

200

KROTOSZYN

- OLEŚNICA - WROCLAW

KLUCZBORK - NAMYSŁÓW

| | | | | | | | | | | | | | | | | | | | | | |
|----------------------------|--------|--|------|------|---|---|--|---|---|---|---|--|----|----|----|----|----|----|--|----|----|
| <i>Giżycko</i> | o | | | | | | | | | | | | | | | | | | | | |
| <i>Elk</i> | o | | | | | | | | | | | | | | | | | | | | |
| <i>Białystok</i> | o | | | | | | | | | | | | | | | | | | | | |
| <i>Warszawa Wschodnia</i> | o | | | | | | 23.32 | | | | | 23.32 | | | | | | | | | |
| <i>Warszawa Centralna</i> | o | 21.48 | | | | | 23.43 | | | | | 23.43 | | | | | | | | | |
| <i>Poznań Główny</i> | o | < | | | | | < | | | | | < | | | | | | | | | |
| <i>Ostrów Wielkopolski</i> | p | 0.44 | | | | | 2.51 | | | | | 3.47 | | | | | | | | | |
| Informacja o pociągu | | IC I-1653 I-1652 E 1-2    * | | | | | IC I-16171 I-16170 1-2  *   | | | | | IC I-16171 I-16170 1-2  *   | | | | | | | D83 | | |
| km | | | | | | | | | | | | | | | | | | | KD-76700 E 2   * | | |
| 0 | 0 | OSTRÓW WIELKOPOLSKI | o | 0.45 | | | 2.52 | | | | | 3.48 | | | | | | | | | |
| 5,282 | 5,282 | Topola Osiedle | < | < | | | < | | | | | < | | | | | | | | | |
| 10,407 | 10,407 | Tarchały Wielkie | ↓ | < | | | < | | | | | < | | | | | | | | | |
| 13,122 | 13,122 | Odolanów | p | < | | | < | | | | | < | | | | | | | | | |
| 17,359 | 17,359 | Garki | ↓ | < | | | < | | | | | < | | | | | | | | | |
| 20,484 | 20,484 | Granowiec | ↓ | < | | | < | | | | | < | | | | | | | | | |
| 25,037 | 25,037 | Sośnie Ostrowskie | p | < | | | < | | | | | < | | | | | | | | | |
| 30,668 | 30,668 | Pawłów Wielkopolski | o | < | | | < | | | | | < | | | | | | | | | |
| 31,900 | 31,900 | <i>Granica Województwa</i> | < | < | | | < | | | | | < | | | | | | | | | |
| 33,668 | 33,668 | Międzybórz Sycowski | < | < | | | < | | | | | < | | | | | | | | | |
| 38,980 | 38,980 | Bukowina Sycowska | < | < | | | < | | | | | < | | | | | | | | | |
| 47,682 | 47,682 | Twardogóra | ↓ | < | | | < | | | | | < | | | | | | | | | |
| 53,946 | 53,946 | Grabowno Wielkie | p | < | | | < | | | | | < | | | | | | | | | |
| <i>Poznań Główny</i> | o | | < | < | | | < | | | | | < | | | | | | | | | |
| <i>Krotoszyn</i> | p | | 1.08 | | | | 3.14 | | | | | 4.10 | | | | | | | | | |
| 0 | 0 | KROTOSZYN | o | 1.09 | | | 3.15 | | | | | 4.11 | | | | | | | 4.53 | | |
| 7,353 | 7,353 | Zduny | ↓ | | | | | | | | | | | | | | | | 4.59 | | |
| 8,034 | 8,034 | <i>Granica Województwa</i> | | | | | | | | | | | | | | | | | | | |
| 9,309 | 9,309 | Cieszków | ↓ | | | | | | | | | | | | | | | | 5.01 | | |
| 22,072 | 22,072 | Milicz | p | | | | 3.30 | | | | | 4.25 | | | | | | | 5.09 | | |
| 27,151 | 27,151 | Wierzchowice ▲ | o | | | | 3.31 | | | | | 4.26 | | | | | | | 5.10 | | |
| 31,147 | 31,147 | Krośnice | ↓ | | | | | | | | | | | | | | | | 5.14 | | |
| 39,399 | 39,399 | Bukowice Trzebnickie | ↓ | | | | | | | | | | | | | | | | 5.17 | | |
| 46,315 | 46,315 | Grabowno Wielkie | p | | | | | | | | | | | | | | | | 5.23 | | |
| 53,946 | 53,946 | Grabowno Wielkie | o | | | | | | | | | | | | | | | | 5.28 | | |
| 62,749 | 62,749 | Dobroszyce | ↓ | | | | | | | | | | | | | | | | 5.34 | | |
| 67,193 | 67,193 | Dąbrowa Oleśnicka | | | | | | | | | | | | | | | | | | | |
| 68,852 | 68,852 | Oleśnica Rataje | ↓ | 1.47 | | | 3.55 | | | | | 4.50 | | | | | | | 5.41 | | |
| < | 71,590 | Oleśnica | p | < | | | < | | | | | < | | | | | | | 5.46 | | |
| | | | | 1 | 2 | 3 | 4 | 5 | 6 | 7 | 8 | 9 | 10 | 11 | 12 | 13 | 14 | 15 | 16 | 17 | 18 |

| | | 1 | 2 | 3 | 4 | 5 | 6 | 7 | 8 | 9 | 10 | 11 | 12 | 13 | 14 | 15 | 16 | 17 | 18 |
|---|--|---|--|---|---|---|---|--|---|--|---|----|--|--|---|---|--|---|---|
| Częstochowa | | o | < | | | | | | | | | | | | | | | | < |
| Lubliniec | | o | < | | | | | | | | | | | | | | | | < |
| Kluczbork | | p | < | | | | | | | | | | | | | | | | < |
| Informacja o pociągu | | | IC I-1652 I-1653 E 1-2 K 2 | | | | | IC I-16170 I-16171 1-2 K 1 | | D8 KD-69902 KD-69903 2 4 | D83 KD-69705 KD-69704 E 2 5 | | IC I-16170 I-16171 1-2 K 5 | D80 R-60561 E 2 3 | D80 KD-60701/0 KD-69709/8 E 2 3 | D70 KD-69351 KD-69350 E 2 4 | D8 KD-69904 KD-69905 2 4 | D70 KD-69383 E 2 5 | D83 KD-76701 KD-76700 E 2 5 |
| km | | | | | | | | | | | | | | | | | | | |
| 0 KLUCZBORK | | o | < | | | | | < | | | | | < | 3.38 | | | | | < |
| 4,586 Smardy | | | < | | | | | < | | | | | < | 3.43 | | | | | < |
| 12,046 Wołczyn | | | < | | | | | < | | | | | < | 3.49 | | | | | < |
| 17,086 Wierzbica Górna | | | < | | | | | < | | | | | < | 3.56 | | | | | < |
| 24,149 Domaszowice | | | < | | | | | < | | | | | < | 4.06 | | | | | < |
| 30,347 Gręboszów | | | < | | | | | < | | | | | < | 4.13 | | | | | < |
| 36,343 Namysłów | | p | < | | | | | < | | | | | < | 4.22 | | | | | < |
| 40,968 Wilków Namysłowski | | o | < | | | | | < | | | | | < | 4.40 | | | | | < |
| 47,658 Granica Województwa | | | < | | | | | < | | | | | < | 4.46 | | | | | < |
| 49,751 Bierutów | | p | < | | | | | < | | | | | < | 4.58 | | | | | < |
| 56,648 Solniki Wielkie ▲ | | o | < | | | | | < | | | | | < | 4.58 | | | | | < |
| 63,568 Oleśnica | | p | < | | | | | < | | | | | < | 5.06 | | | | | < |
| < 71,590 Oleśnica | | o | < | | | | | < | | | | | < | 5.14 | | | | | < |
| 76,472 79,617 Borowa Oleśnicka | | | < | | | | | < | | | 4.16 | | | 5.15 | | | | | 5.57 |
| 82,383 85,528 Długołęka | | | < | | | | | < | | | 4.22 | | | 5.21 | | | | | 6.03 |
| 84,832 87,977 Mirków | | | < | | | | | < | | | 4.27 | | | 5.26 | | | | | 6.09 |
| 88,497 91,642 Wrocław Psie Pole | | p | < | | | | | < | | | 4.30 | | | 5.28 | | | | | 6.12 |
| Trzebnica 204 o | | | < | | | | | < | | | 4.33 | | | 5.31 | | | | | 6.16 |
| Wrocław Psie Pole 204 p | | | < | | | | | < | | | | | | | | | | | < |
| 88,497 91,642 Wrocław Psie Pole 204 o | | | < | | | | | < | | | 3.38 | | | | | | | | 5.08 |
| 91,364 94,509 Wrocław Sołtysowice 204, 205 p | | | < | | | | | < | | | 4.26 | | | | | | | | 5.57 |
| Jelcz-Laskowice 205 o | | | < | | | | | < | | | 4.27 | | | 5.32 | | | | | 5.58 |
| Wrocław Sołtysowice 205 p | | | < | | | | | < | | | 4.30 | | | 5.35 | | | | | 6.01 |
| 91,364 94,509 Wrocław Sołtysowice 204, 205 o | | | < | | | | | < | | | | | | | | | | | 6.20 |
| 95,291 98,436 Wrocław Nadodrze 204, 205 p | | | < | | | | | < | | | | | | | | | | | 6.21 |
| 96,676 99,821 Wrocław Szczepin 204, 205 o | | | < | | | | | < | | | | | | | | | | | 6.26 |
| 98,225 101,370 Wrocław Mikołajów 204, 205, 280 p | | | < | | | | | < | | | | | | | | | | | 6.28 |
| 102,196 105,341 WROCLAW GŁÓWNY 204, 205, 280 p | | | < | | | | | < | | | | | | | | | | | 6.31 |
| Wrocław Główny 215, 223, 240, 260 o | | | < | | | | | < | | | | | | | | | | | 6.36 |
| Jelcz-Laskowice / Świdnica M. * 215 p | | | < | | | | | < | | | | | | | | | | | 6.41 |
| Jelenia Góra 240 p | | | < | | | | | < | | | | | | | | | | | 7.49* |
| Szklarska Poręba Górna 240 p | | | < | | | | | < | | | | | | | | | | | 7.09 |

- 1** kursuje codziennie oprócz 28/29.III (w dniu 7/8.III Warszawa Wschodnia odj. 23.36, Warszawa Centralna 23.47, a w dniach 20/21 - 24/25.IV Warszawa Wschodnia odj. 23.13, Warszawa Centralna 23.28; poza tym od 6/7.IV na odcinku Jelenia Góra - Szklarska Poręba Górna ZKA);
- 2** kursuje w / i / oraz 2/3, 30.IV/1.V, 3/4.VI oprócz 5/6.IV, 1/2.V, 5/6.VI (w dniach 8, 15, 22.V Warszawa Centralna odj. 21.40);
- 3** z Namysłowa kursuje w , a od Oleśnicy codziennie;
- 4** na odcinku Trzebnica - Wrocław Zakrzów ZKA;
- 5** kursuje 28/29.III;

OSTRÓW WIELKOPOLSKI

- GRABOWNO WIELKIE

200

KROTOSZYN

- OLEŚNICA - WROCLAW

KLUCZBORK - NAMYSŁÓW

| | | D82 | D82 | D82 | | | D83 | D83 | | | D82 | | | | | | | | | | |
|----------------------|--------|--------------------------------------|------------------------------------|--|------|-------------|--------------------------|--------------------------|---|--|------|---------------------------|----|---|----|----|----|----|---|----|----|
| Informacja o pociągu | | R-76531 R-76530 E 2 / ♣ ♣ * | R-76531 R-76530 E 2 ♣ ♣ * | R-76531 R-76530 ♣ ♣ ♣ / E 2 ♣ ♣ * | | | KD-76702 E 2 ♣ ♣ * | KD-69716 E 2 ♣ ♣ * | | PKM4 KW-87800 KW-87801 E 2 ♣ ♣ * | | R-76533 E 2 / ♣ ♣ * | | IC I-1621 I-1620 E 1-2 ♣ ✕ ♣ * K | | | | | D82 R-76533 R-76532 ♣ ♣ ♣ / E 2 ♣ ♣ * | | |
| km | | 3 | 4 | | | | ⓐ | ⓑ | | Ⓒ | | 3 | | | | | | | 3 | | |
| 0 | 0 | OSTRÓW WIELKOPOLSKI | o | 4.31 | 4.45 | | | | | 6.30 | | 6.40 | | 7.12 | | | | | | | |
| 5,282 | 5,282 | Topola Osiedle | o | 4.36 | 4.50 | | | | | 6.35 | | 6.45 | | < | | | | | | | |
| 10,407 | 10,407 | Tarchały Wielkie | o | 4.40 | 4.54 | | | | | 6.39 | | 6.49 | | < | | | | | | | |
| 13,122 | 13,122 | Odolanów | p | 4.43 | 4.57 | | | | | 6.43 | | 6.51 | | < | | | | | | | |
| 17,359 | 17,359 | Garki | o | 4.48 | 4.57 | | | | | | | 6.56 | | < | | | | | | | |
| 17,359 | 17,359 | Garki | o | 4.56 | 5.01 | | | | | | | 7.05 | | < | | | | | | | |
| 20,484 | 20,484 | Granowiec | o | 5.03 | 5.04 | | | | | | | 7.12 | | < | | | | | | | |
| 25,037 | 25,037 | Sośńie Ostrowskie | p | 5.11 | 5.07 | | | | | | | 7.20 | | < | | | | | | | |
| 30,668 | 30,668 | Pawłów Wielkopolski | o | | | 5.11 | | | | | | | | < | | | | | 7.20 | | |
| 30,668 | 30,668 | Pawłów Wielkopolski | o | | | 5.23 | | | | | | | | < | | | | | 7.32 | | |
| 31,900 | 31,900 | Granica Województwa | o | | | | | | | | | | | < | | | | | | | |
| 33,668 | 33,668 | Międzybórz Sycowski | o | | | 5.31 | | | | | | | | < | | | | | 7.40 | | |
| 38,980 | 38,980 | Bukowina Sycowska | o | | | 5.44 | | | | | | | | < | | | | | 7.53 | | |
| 47,682 | 47,682 | Twardogóra | o | | | 6.03 | | | | | | | | < | | | | | 8.09 | | |
| 53,946 | 53,946 | Grabowno Wielkie | p | | | 6.13 | | | | | | | | < | | | | | 8.19 | | |
| | | Poznań Główny | o | | | < | | | | | | | | < | | | | | < | | |
| | | Krotoszyn | p | | | < | | | | | | | | < | | | | | < | | |
| 0 | 0 | KROTOSZYN | o | | | < | | | | 6.14 | | | | 7.34 | | | | | < | | |
| 7,353 | 7,353 | Zduny | o | | | < | | | | 6.29 | | | | 7.35 | | | | | < | | |
| 8,034 | 8,034 | Granica Województwa | o | | | < | | | | | | | | | | | | | < | | |
| 9,309 | 9,309 | Cieszków | o | | | < | | | | 6.32 | | | | | | | | | < | | |
| 22,072 | 22,072 | Milicz | p | | | < | | | | 6.40 | | | | 7.49 | | | | | < | | |
| 27,151 | 27,151 | Wierzchowice ▲ | o | | | < | | | | 6.43 | 6.43 | | | 7.50 | | | | | < | | |
| 31,147 | 31,147 | Krośnice | o | | | < | | | | | | | | | | | | | < | | |
| 39,399 | 39,399 | Bukowice Trzebnickie | o | | | < | | | | 6.49 | 6.49 | | | | | | | | < | | |
| 46,315 | 46,315 | Grabowno Wielkie | p | | | < | | | | 6.55 | 6.55 | | | | | | | | < | | |
| 53,946 | 53,946 | Grabowno Wielkie | o | | | < | | | | 7.00 | 7.00 | | | 8.12 | | | | | < | | |
| 53,946 | 53,946 | Grabowno Wielkie | o | | | 6.23 | | | | 7.01 | 7.01 | | | 8.13 | | | | | 8.29 | | |
| 62,749 | 62,749 | Dobroszyce | o | | | 6.29 | | | | 7.07 | 7.07 | | | | | | | | 8.35 | | |
| 67,193 | 67,193 | Dąbrowa Oleśnicka | o | | | 6.33 | | | | | | | | | | | | | 8.40 | | |
| 68,852 | 68,860 | Oleśnica Rataje | o | | | 6.35 | | | | 7.12 | 7.12 | | | 8.23 | | | | | 8.42 | | |
| < | 71,590 | Oleśnica | p | | | 6.40 | | | | < | < | | | < | | | | | 8.46 | | |
| | | | | 1 | 2 | 3 | 4 | 5 | 6 | 7 | 8 | 9 | 10 | 11 | 12 | 13 | 14 | 15 | 16 | 17 | 18 |

| | | 1 | 2 | 3 | 4 | 5 | 6 | 7 | 8 | 9 | 10 | 11 | 12 | 13 | 14 | 15 | 16 | 17 | 18 |
|--|--|--|--|------|---|--|--|--|--|--|----|---|--|--|---|---------------------------------------|--|--|--|
| Częstochowa | | | | | | | | | | | | | | | | | | | |
| Lubliniec | | | | | | | | | | | | | | | | | | | |
| Kluczbork | | | | | | | | | | | | | | | | | | | |
| Informacja o pociągu | | D80 R-60563 R-60562 E 2 ♣ ♣ * | D70 KD-69353 KD-69352 E 2 ♣ ♣ * | | D8 KD-69906 KD-69907 ♣ ♣ * 2 | D82 R-76531 R-76530 E 2 ♣ ♣ * | D83 KD-76702 KD-76703 E 2 ♣ ♣ * | D83 KD-69716 KD-69717 E 2 ♣ ♣ * | D70 KD-69385 E 2 ♣ ♣ * | D80 R-60565 R-60564 E 2 ♣ ♣ * | | D8 KD-69908 KD-69909 ♣ ♣ * 2 | D70 KD-69355 KD-69354 E 2 ♣ ♣ * | D83 KD-69721/0 KD-69723/2 E 2 ♣ ♣ * | IC I-1620 I-1621 E 1-2 ♣ ♣ * | D80 R-60567 E 2 ♣ ♣ * | D80 KD-60703 KD-60702 E 2 ♣ ♣ * | D70 KD-69387 KD-69386 E 2 ♣ ♣ * | D82 R-76533 R-76532 E 2 ♣ ♣ * |
| km | | | | | | | | | | | | | | | | | | | |
| 0 KLUCZBORK | | o | 4.51 | | | | | | | | | | | | | | | | |
| 4,586 Smardy | | | 4.56 | | | | | | | | | | | | | | | | |
| 12,046 Wołczyn | | | 5.02 | | | | | | | | | | | | | | | | |
| 17,086 Wierzbica Górna | | | 5.10 | | | | | | | | | | | | | | | | |
| 24,149 Domaszowice | | | 5.20 | | | | | | | | | | | | | | | | |
| 30,347 Gręboszów | | | 5.27 | | | | | | | | | | | | | | | | |
| 36,343 Namysłów | | p | 5.35 | | | | | | | | | | | | | | | | |
| 40,968 Wilków Namysłowski | | o | 5.39 | | | | | | | | | | | | | | | | |
| 47,658 Granica Województwa | | | 5.46 | | | | | | | | | | | | | | | | |
| 49,751 Bierutów | | p | 5.57 | | | | | | | | | | | | | | | | |
| 56,648 Solniki Wielkie ▲ | | o | 5.58 | | | | | | | | | | | | | | | | |
| 63,568 Oleśnica | | p | 6.13 | | | | | | | | | | | | | | | | |
| 71,590 Oleśnica | | o | 6.16 | | | | | | | | | | | | | | | | |
| 76,472 Borowa Oleśnicka | | | 6.23 | | | | | | | | | | | | | | | | |
| 82,383 Długołęka | | | 6.28 | | | | | | | | | | | | | | | | |
| 84,832 Mirków | | | 6.31 | | | | | | | | | | | | | | | | |
| 88,497 Wrocław Psie Pole | | p | 6.34 | | | | | | | | | | | | | | | | |
| Trzebnica 204 | | o | | | | | | | | | | | | | | | | | |
| Wrocław Psie Pole 204 | | p | | | | | | | | | | | | | | | | | |
| 88,497 91,642 Wrocław Psie Pole 204 | | o | 6.35 | | | | | | | | | | | | | | | | |
| 91,364 94,509 Wrocław Sołtysowice 204, 205 | | p | 6.38 | | | | | | | | | | | | | | | | |
| Jelcz-Laskowice 205 | | o | | | | | | | | | | | | | | | | | |
| Wrocław Sołtysowice 205 | | p | | | | | | | | | | | | | | | | | |
| 91,364 94,509 Wrocław Sołtysowice 204, 205 | | o | 6.39 | 6.50 | | | | | | | | | | | | | | | |
| 95,291 98,436 Wrocław Nadodrze 204, 205 | | p | 6.43 | 6.54 | | | | | | | | | | | | | | | |
| 96,676 99,821 Wrocław Szczepin 204, 205 | | | 6.44 | 6.55 | | | | | | | | | | | | | | | |
| 98,225 101,370 Wrocław Mikołajów 204, 205, 280 | | | 6.47 | 6.57 | | | | | | | | | | | | | | | |
| 102,196 105,341 WROCLAW GŁÓWNY 204, 205, 280 | | p | 6.50 | 7.00 | | | | | | | | | | | | | | | |
| Wrocław Główny 215, 223, 240, 260 | | o | 6.55 | 7.05 | | | | | | | | | | | | | | | |
| Jelcz-Laskowice / Świdnica M.* 215 | | p | | | | | | | | | | | | | | | | | |
| Jelenia Góra 240 | | p | | | | | | | | | | | | | | | | | |
| Szklarska Poręba Górna 240 | | p | | | | | | | | | | | | | | | | | |

- 1 do Wrocławia Głównego kursuje codziennie, a do Jelcza-Laskowic w ©;
- 2 na odcinku Trzebnica - Wrocław Zakrzów ZKA;
- 3 kursuje codziennie do 31.III;
- 4 kursuje codziennie od 1.IV;

OSTRÓW WIELKOPOLSKI

200

KROTOSZYN

- GRABOWNO WIELKIE

- OLEŚNICA - WROCŁAW

KLUCZBORK - NAMYSŁÓW

| Giżycko | o | | | | | | | | | | | | | | | | |
|----------------------|--------|----------------------------|------------|------------|--|--|--|---------------|--|-------|----------|--|----------|---------------|----------|--|-------|
| Elk | o | | | | | | | | | | | | | | | | |
| Białystok | o | | | | | | | | | | | | | | | | 6.15 |
| Warszawa Wschodnia | o | | | | | | | 6.01 | | | | | | | | | 7.57 |
| Warszawa Centralna | o | | | | | | | 6.12 | | | | | | | | | 8.12 |
| Poznań Główny | o | | | | | | | 9.13 | | | 8.53 | | | | | | < |
| Ostrów Wielkopolski | p | | | | | | | | | 10.33 | | | | | | | 11.12 |
| Informacja o pociągu | | D82 | D82 | D83 | | | | IC | | | PKM4 | | PKM4 | IC | PKM4 | | |
| | | R-76533 | R-76533 | KD-76704 | | | | I-1623 | | | KW-77570 | | KW-70285 | I-1625 | KW-70285 | | |
| | | R-76532 | R-76532 | E 2 | | | | I-1622 | | | KW-77571 | | E 2 | I-1624 | E 2 | | |
| | | E 2 | E 2 | E 2 | | | | E 1-2 | | | E 2 | | E 2 | E 1-2 | E 2 | | |
| | | ♠ ♠ * | ♠ ♠ * | ♠ ♠ * | | | | ♠ ♠ ♠ * | | | ♠ ♠ * | | ♠ ♠ * | ♠ ♠ ♠ * | ♠ ♠ * | | |
| km | | 5 | 5 | 5 | | | | K | | | 2 | | 4 | K | 5 | | |
| 0 | 0 | OSTRÓW WIELKOPOLSKI | o | 7.14 | | | | 9.14 | | | 10.34 | | 11.08 | 11.13 | 11.21 | | |
| 5,282 | 5,282 | Topola Osiedle | o | 7.19 | | | | < | | | 10.39 | | 11.13 | < | 11.31 | | |
| 10,407 | 10,407 | Tarchały Wielkie | o | 7.23 | | | | < | | | 10.43 | | 11.17 | < | 11.35 | | |
| 13,122 | 13,122 | Odolanów | p | 7.26 | | | | < | | | 10.47 | | 11.20 | < | 11.38 | | |
| 17,359 | 17,359 | Garki | o | 7.26 | | | | < | | | | | | < | | | |
| 17,359 | 17,359 | Garki | o | 7.30 | | | | < | | | | | | < | | | |
| 20,484 | 20,484 | Granowiec | o | 7.33 | | | | < | | | | | | < | | | |
| 25,037 | 25,037 | Sośńie Ostrowskie | p | 7.37 | | | | < | | | | | | < | | | |
| 30,668 | 30,668 | Pawłów Wielkopolski | o | | | | | < | | | | | | < | | | |
| 31,900 | 31,900 | Granica Województwa | o | | | | | < | | | | | | < | | | |
| 33,668 | 33,668 | Międzybórz Sycowski | o | | | | | < | | | | | | < | | | |
| 38,980 | 38,980 | Bukowina Sycowska | o | | | | | < | | | | | | < | | | |
| 47,682 | 47,682 | Twardogóra | o | | | | | < | | | | | | < | | | |
| 53,946 | 53,946 | Grabowno Wielkie | p | | | | | < | | | | | | < | | | |
| | | Poznań Główny | o | | | | | < | | | | | | < | | | |
| | | Krotoszyn | p | | | | | 9.36 | | | | | | 11.35 | | | |
| 0 | 0 | KROTOSZYN | o | | | | | 9.37 | | | | | 11.14 | 11.36 | | | |
| 7,353 | 7,353 | Zduny | o | | | | | | | | | | 11.20 | | | | |
| 8,034 | 8,034 | Granica Województwa | o | | | | | | | | | | | | | | |
| 9,309 | 9,309 | Cieszków | o | | | | | | | | | | | | | | |
| 22,072 | 22,072 | Milicz | p | | | | | 9.51 | | | | | 11.23 | 11.51 | | | |
| 27,151 | 27,151 | Wierzchowice ▲ | o | | | | | 9.52 | | | | | 11.30 | | | | |
| 31,147 | 31,147 | Krośnice | o | | | | | | | | | | 11.31 | | | | |
| 39,399 | 39,399 | Bukowice Trzebnickie | o | | | | | | | | | | | | | | |
| 46,315 | 46,315 | Grabowno Wielkie | p | | | | | | | | | | 11.37 | | | | |
| 53,946 | 53,946 | Grabowno Wielkie | o | | | | | | | | | | 11.43 | | | | |
| 62,749 | 62,749 | Dobroszyce | o | | | | | | | | | | 11.47 | | | | |
| 67,193 | 67,193 | Dąbrowa Oleśnicka | o | | | | | | | | | | 11.48 | | | | |
| 68,852 | 68,852 | Oleśnica Rataje | o | | | | | 10.15 | | | | | 11.49 | | | | |
| < | 71,590 | Oleśnica | p | | | | | 10.16 | | | | | 11.57 | | | | |
| | | | | | | | | | | | | | 12.02 | 12.24 | | | |
| | | | | | | | | 10.26 | | | | | < | < | | | |
| | | | | | | | | < | | | | | < | < | | | |
| | | | | | | | | < | | | | | < | < | | | |

| | | 1 | 2 | 3 | 4 | 5 | 6 | 7 | 8 | 9 | 10 | 11 | 12 | 13 | 14 | 15 | 16 | 17 | 18 |
|--|--|--|---|---|---|---|---|--|--|---|--|----|---|---|---|--|--|--|---|
| Częstochowa | | | | < | < | | | < | | | | | | | < | < | | | |
| Lubliniec | | | | < | < | 6.48 | | < | | | | | | | < | < | | | 10.29 |
| Kluczbork | | | | < | < | 7.30 | | < | | | | | | | < | < | | | 11.11 |
| Informacja o pociągu | | D8 KD-69910 KD-69911 ☘ 2 ☘ ☘* 3 | D70 KD-69357 KD-69356 E 2 ☘ ☘* | D82 R-76533 R-76532 E 2 ☘ ☘* 5 | D83 KD-76704 KD-76705 E 2 ☘ ☘* | D80 R-46541 R-46540 E 2 ☘ ☘* | | IC I-1622 I-1623 E 1-2 ☐ ☘ ✖ ☘* K | D70 KD-69359 KD-69358 E 2 ☘ ☘* Ⓣ | | D8 KD-69912 KD-69913 ☘ 2 ☘ ☘* 3 | | D70 KD-69361 KD-69360 E 2 ☘ ☘* | D83 KD-60705 KD-60704 E 2 ☘ ☘* | D83 KD-76708/9 KD-76706/7 E 2 ☘ ☘* 1 | IC I-1624 I-1625 E 1-2 ☐ ☘ ✖ ☘* K | D8 KD-69914 KD-69915 ☘ 2 ☘ ☘* Ⓣ 3 | D70 KD-69363 KD-69362 E 2 ☘ ☘* Ⓣ | D80 R-46545 R-46544 E 2 ☘ ☘* |
| km | | | | | | | | | | | | | | | | | | | |
| 0 KLUCZBORK | | | | < | < | 8.07 | | < | | | | | | | < | < | | | 11.30 |
| 4,586 Smardy | | | | < | < | 8.12 | | < | | | | | | | < | < | | | 11.35 |
| 12,046 Wołczyn | | | | < | < | 8.20 | | < | | | | | | | < | < | | | 11.43 |
| 17,086 Wierzbica Górna | | | | < | < | 8.28 | | < | | | | | | | < | < | | | 11.50 |
| 24,149 Domaszowice | | | | < | < | 8.38 | | < | | | | | | | < | < | | | 11.59 |
| 30,347 Gręboszów | | | | < | < | 8.45 | | < | | | | | | | < | < | | | 12.06 |
| 36,343 Namysłów | | | | < | < | 8.53 | | < | | | | | | | < | < | | | 12.14 |
| 40,968 Wilków Namysłowski | | | | < | < | 8.55 | | < | | | | | | 11.13 | < | < | | | 12.15 |
| 47,658 Granica Województwa | | | | < | < | 9.02 | | < | | | | | 11.19 | < | < | < | | | 12.22 |
| 49,751 Bierutów | | | | < | < | 9.14 | | < | | | | | 11.31 | < | < | < | | | 12.34 |
| 56,648 Solniki Wielkie ▲ | | | | < | < | 9.14 | | < | | | | | 11.31 | < | < | < | | | 12.34 |
| 63,568 Oleśnica | | | | < | < | 9.22 | | < | | | | | 11.39 | < | < | < | | | 12.42 |
| < 71,590 Oleśnica | | | | ≈ 9.15 | < | 9.32 | | < | | | | | 11.49 | < | < | < | | | 12.51 |
| 76,472 79,617 Borowa Oleśnicka | | | | ≈ 9.22 | | 9.40 | | < | | | | | 11.55 | | < | < | | | 12.57 |
| 82,383 85,528 Długołęka | | | | ≈ 9.27 | 9.36 | 9.45 | | < | | | | | 12.00 | 12.13 | < | < | | | 13.02 |
| 84,832 87,977 Mirków | | | | ≈ 9.30 | | 9.47 | | < | | | | | 12.03 | | < | < | | | 13.05 |
| 88,497 91,642 Wrocław Psie Pole | | | | ≈ 9.33 | 9.41 | 9.50 | | < | | | | | 12.06 | 12.17 | < | < | | | 13.08 |
| Trzebnica 204 o | | 8.27 | | < | < | < | | < | | | 10.18 | | < | < | < | < | 11.52 | | < |
| Wrocław Psie Pole 204 p | | 9.18 | DKA | < | < | < | | < | DKA | | 11.07 | | < | < | < | < | 12.41 | DKA | < |
| 88,497 91,642 Wrocław Psie Pole 204 o | | 9.19 | DKA | ≈ 9.33 | 9.42 | 9.51 | | < | DKA | | 11.08 | | DKA | 12.06 | 12.18 | < | 12.42 | DKA | 13.08 |
| 91,364 94,509 Wrocław Sołtysowice 204, 205 p | | 9.22 | | ≈ 9.37 | 9.45 | 9.54 | | < | | | 11.11 | | DKA | 12.09 | 12.21 | < | 12.45 | | 13.11 |
| Jelcz-Laskowice 205 o | | < | 8.53 | < | < | < | | < | ≈ 10.02 | | < | | 11.25 | < | < | < | < | ≈ 12.33 | < |
| Wrocław Sołtysowice 205 p | | < | 9.29 | < | < | < | | < | ≈ 10.35 | | < | | 11.57 | < | < | < | < | ≈ 13.05 | < |
| 91,364 94,509 Wrocław Sołtysowice 204, 205 o | | 9.23 | 9.29 | ≈ 9.37 | 9.45 | 9.55 | | < | ≈ 10.35 | | 11.12 | | 11.58 | 12.10 | 12.21 | < | 12.46 | ≈ 13.05 | 13.12 |
| 95,291 98,436 Wrocław Nadodrze 204, 205 p | | 9.27 | 9.34 | ≈ 9.42 | 9.50 | 10.01 | | 10.45> | ≈ 10.39 | | 11.16 | | 12.02 | 12.14 | 12.25 | 12.43> | ≈ 12.50 | ≈ 13.10 | 13.16 |
| 96,676 99,821 Wrocław Szczepin 204, 205 o | | 9.30 | 9.38 | ≈ 9.43 | 9.54 | 10.02 | | 10.46> | ≈ 10.40 | | 11.17 | | 12.04 | 12.15 | 12.26 | 12.44> | ≈ 12.51 | ≈ 13.11 | 13.16 |
| 98,225 101,370 Wrocław Mikołajów 204, 205, 280 p | | 9.35 | 9.40 | ≈ 9.46 | | 10.05 | | < | ≈ 10.43 | | 11.20 | | 12.07 | 12.17 | | < | ≈ 12.53 | ≈ 13.13 | 13.19 |
| 98,225 101,370 Wrocław Mikołajów 204, 205, 280 p | | 9.38 | 9.44 | ≈ 9.49 | 9.59 | 10.08 | | 10.51> | ≈ 10.46 | | 11.23 | | 12.11 | 12.20 | 12.31 | 12.49> | ≈ 12.56 | ≈ 13.16 | 13.22 |
| 102,196 105,341 WROCLAW GŁÓWNY 204, 205, 280 p | | 9.43 | 9.49 | ≈ 9.54 | 10.04 | 10.13 | | 10.56> | ≈ 10.51 | | 11.28 | | 12.15 | 12.26 | 12.36 | 12.54> | ≈ 13.01 | ≈ 13.21 | 13.26 |
| Wrocław Główny 215, 223, 240, 260 o | | 9.45 | | | 10.09 | | | < | | | | | | | 12.51 | < | | | |
| Jelcz-Laskowice / Świdnica M.* 215 p | | 10.54* | | | 10.37 | | | < | | | | | | | 13.19 | < | | | |
| Jelenia Góra 240 p | | < | | | | | | < | | | | | | | | < | | | |
| Szklarska Poręba Górna 240 p | | < | | | | | | < | | | | | | | | < | | | |

- 1** do Wrocławia Głównego kursuje codziennie, a do Jelcza-Laskowic w Ⓣ;
- 2** od 1.IV od Topoli Osiedle kursuje 5 minut później;
- 3** na odcinku Trzebnica - Wrocław Zakrzów ZKA;
- 4** kursuje codziennie do 31.III;
- 5** kursuje codziennie od 1.IV;

OSTRÓW WIELKOPOLSKI

- GRABOWNO WIELKIE

200

KROTOSZYN

- OLEŚNICA - WROCLAW

KLUCZBORK - NAMYSŁÓW

| | | D82 | D82 | D83 | IC | | | | | | D82 | D82 | IC | D83 | | D82 | D82 | D82 | |
|----------------------|--------|-----------------------------|-----------------------------|-----------------|---------------------------|--------------|---|---|---|--------------|------------------|----------------|---------------------------|-----------------|--------------|--------------|-------------|----------------|-------|
| Informacja o pociągu | | R-76535 R-76534 E 2 / | R-76535 R-76534 E 2 / | KD-76710 E 2 | I-5621 I-5620 E 1-2 | | | | | | R-76537 E 2 / | R-76537 E 2 | I-1627 I-1626 E 1-2 | KD-76712 E 2 | | R-76537 | R-76537 | R-76536 E 2 | |
| km | | 2 | 3 | 3 | K | | | | | | 2 | 3 | K | 3 | | 2 | 3 | 3 | |
| 0 | 0 | OSTRÓW WIELKOPOLSKI | 11.43 | 11.52 | 13.13 | | | | | | 14.45 | 15.08 | 15.13 | | | | | | |
| 5,282 | 5,282 | Topola Osiedle | 11.48 | 11.57 | < | | | | | | 14.50 | 15.13 | < | | | | | | |
| 10,407 | 10,407 | Tarchały Wielkie | 11.52 | 12.01 | < | | | | | | 14.54 | 15.17 | < | | | | | | |
| 13,122 | 13,122 | Odolanów | 11.55 | 12.03 | < | | | | | | 14.56 | 15.19 | < | | | | | | |
| 17,359 | 17,359 | Garki | 12.00 | 12.04 | < | | | | | 15.06 | 15.20 | < | | | | | | | |
| 20,484 | 20,484 | Granowiec | 12.08 | 12.07 | < | | | | | 15.15 | 15.23 | < | | | | | | | |
| 25,037 | 25,037 | Sośnie Ostrowskie | 12.15 | 12.10 | < | | | | | 15.22 | 15.26 | < | | | | | | | |
| 30,668 | 30,668 | Pawłów Wielkopolski | 12.23 | 12.14 | < | | | | | 15.30 | 15.30 | < | | | | | | | |
| 31,900 | 31,900 | Granica Województwa | 12.24 | 12.19 | < | | | | | | | < | | | 15.31 | 15.35 | | | |
| 33,668 | 33,668 | Międzybórz Sycowski | 12.35 | 12.30 | < | | | | | | | < | | | 15.43 | 15.46 | | | |
| 38,980 | 38,980 | Bukowina Sycowska | 12.44 | 12.39 | < | | | | | | | < | | | 15.52 | 15.55 | | | |
| 47,682 | 47,682 | Twardogóra | 12.56 | 12.51 | < | | | | | | | < | | | 16.05 | 16.07 | | | |
| 53,946 | 53,946 | Grabowno Wielkie | 13.15 | 13.10 | < | | | | | | | < | | | 16.25 | 16.26 | | | |
| | | Grabowno Wielkie | 13.25 | 13.20 | < | | | | | | | < | | | 16.36 | 16.36 | | | |
| | | <i>Poznań Główny</i> | < | < | < | | | | | | | < | | | | | | | |
| | | <i>Krotoszyn</i> | < | < | 13.35 | | | | | | | 15.35 | | | | | | | |
| 0 | | KROTOSZYN | < | < | 13.16 | 13.36 | | | | | | 15.36 | | 15.47 | | | | | |
| 7,353 | | Zduny | < | < | 13.22 | | | | | | | | | 15.53 | | | | | |
| 8,034 | | <i>Granicza Województwa</i> | < | < | | | | | | | | | | | | | | | |
| 9,309 | | Cieszaków | < | < | 13.24 | | | | | | | | | 15.55 | | | | | |
| 22,072 | | Milicz | < | < | 13.32 | 13.50 | | | | | | 15.51 | | 16.03 | | | | | |
| 27,151 | | Wierchowice ▲ | < | < | 13.33 | 13.51 | | | | | | 15.52 | | 16.15 | | | | | |
| 31,147 | | Krośnice | < | < | 13.39 | | | | | | | | | 16.19 | | | | | |
| 39,399 | | Bukowice Trzebnickie | < | < | 13.45 | | | | | | | | | 16.23 | | | | | |
| 46,315 | | Grabowno Wielkie | < | < | 13.50 | 14.06 | | | | | | 16.15 | | 16.28 | | | | | |
| 53,946 | 53,946 | Grabowno Wielkie | 13.30 | 13.30 | 13.50 | 14.07 | | | | | | 16.16 | 16.33 | | | | | | 16.46 |
| 62,749 | 62,749 | Dobroszyce | 13.36 | 13.36 | 13.57 | | | | | | | | 16.39 | | | | | | 16.52 |
| 67,193 | 67,193 | Dąbrowa Oleśnicka | 13.39 | 13.39 | | | | | | | | | | | | | | | 16.55 |
| 68,852 | 68,860 | Oleśnica Rataje | 13.42 | 13.42 | 14.02 | 14.16 | | | | | | 16.27 | 16.44 | | | | | | 16.58 |
| < | 71,590 | Oleśnica | 13.46 | 13.46 | 14.06 | < | | | | | | < | < | | | | | | 17.02 |
| | | 1 | 2 | 3 | 4 | 5 | 6 | 7 | 8 | 9 | 10 | 11 | 12 | 13 | 14 | 15 | 16 | 17 | 18 |

| | | 1 | 2 | 3 | 4 | 5 | 6 | 7 | 8 | 9 | 10 | 11 | 12 | 13 | 14 | 15 | 16 | 17 | 18 | | |
|--|--|---|--|---|---|--|--|--|---|--|--|---|--|---|--|--|---|--|--|-------|-------|
| Częstochowa | | | | | < | | | | | | | | | < | < | | | | < | | |
| Lubliniec | | | | | < | | | | | | | | 13.39 | < | < | | | | < | | |
| Kluczbork | | | | | < | | | | | | | | 14.22 | < | < | | | | < | | |
| Informacja o pociągu | | D8 KD-69916 KD-69917 2 ♣ ♣ * | D82 R-76535 R-76534 E 2 ♣ ♣ * | | IC I-5620 I-5621 E 1-2 ♣ ♣ ♣ * | D83 KD-76711 KD-76710 E 2 ♣ ♣ * | D70 KD-69365 KD-69364 E 2 ♣ ♣ * | D80 KD-60707 KD-60706 E 2 ♣ ♣ * | D8 KD-69918 KD-69919 2 ♣ ♣ * | D70 KD-69389 E 2 ♣ ♣ * | D70 KD-69367 KD-69366 E 2 ♣ ♣ * | D8 KD-69920 KD-69921 2 ♣ ♣ * | D80 R-46547 R-46546 E 2 ♣ ♣ * | IC I-1626 I-1627 E 1-2 ♣ ♣ ♣ * | D83 KD-76712 KD-76713 E 2 ♣ ♣ * | D70 KD-69369 KD-69368 E 2 ♣ ♣ * | D8 KD-69922 KD-69923 2 ♣ ♣ * | D70 KD-69391 E 2 ♣ ♣ * | D82 R-76537 R-76536 E 2 ♣ ♣ * | | |
| km | | | | | | | | | | | | | | | | | | | | | |
| 0 KLUCZBORK | | | < | | < | < | | | | | | | 14.46 | < | < | | | | < | | |
| 4,586 Smardy | | | < | | < | < | | | | | | | 14.51 | < | < | | | | < | | |
| 12,046 Wołczyn | | | < | | < | < | | | | | | | 14.57 | < | < | | | | < | | |
| 17,086 Wierzbica Górna | | | < | | < | < | | | | | | | 15.05 | < | < | | | | < | | |
| 24,149 Domaszowice | | | < | | < | < | | | | | | | 15.15 | < | < | | | | < | | |
| 30,347 Gręboszów | | | < | | < | < | | | | | | | 15.21 | < | < | | | | < | | |
| 36,343 Namysłów | | | < | | < | < | | | | | | | 15.29 | < | < | | | | < | | |
| 40,968 Wilków Namysłowski | | | < | | < | < | | 14.03 | | | | | 15.30 | < | < | | | | < | | |
| 47,658 Granica Województwa | | | < | | < | < | | 14.10 | | | | | 15.37 | < | < | | | | < | | |
| 49,751 Bierutów | | | < | | < | < | | 14.22 | | | | | 15.49 | < | < | | | | < | | |
| 56,648 Solniki Wielkie ▲ | | | < | | < | < | | 14.22 | | | | | 15.49 | < | < | | | | < | | |
| 63,568 Oleśnica | | | < | | < | < | | 14.30 | | | | | 15.57 | < | < | | | | < | | |
| 71,590 Oleśnica | | | 13.54 | | < | < | | 14.22 | | | | | 16.06 | < | < | | | | 17.13 | | |
| 76,472 Borowa Oleśnicka | | | 14.00 | | < | < | | 14.28 | | | | | 16.12 | < | < | | | | 17.20 | | |
| 82,383 Długoleś | | | 14.05 | | < | < | | 14.33 | | | | | 16.17 | < | < | | | | 17.25 | | |
| 84,832 Mirków | | | 14.08 | | < | < | | 14.36 | | | | | 16.19 | < | < | | | | 17.27 | | |
| 88,497 Wrocław Psie Pole | | | 14.10 | | < | < | | 14.39 | | | | | 16.22 | < | < | | | | 17.30 | | |
| Trzebnica 204 o | | 13.03 | < | | < | < | | | | | | | 15.20 | < | < | | | | 16.19 | | |
| Wrocław Psie Pole 204 p | | 13.52 | < | | < | < | | | | | | | 16.11 | < | < | | | | 17.10 | | |
| 88,497 91,642 Wrocław Psie Pole 204 o | | 13.53 | 14.11 | | < | < | | 14.39 | | | | | 16.12 | 16.23 | < | 16.59 | | | 17.11 | | |
| 91,364 94,509 Wrocław Sołtysowice 204, 205 p | | 13.56 | 14.14 | | < | < | | 14.42 | | | | | 16.15 | 16.26 | < | 17.02 | | | 17.15 | | |
| Jelcz-Laskowice 205 o | | < | < | | < | < | | 14.08 | | | | | < | < | < | | | | 16.27 | | |
| Wrocław Sołtysowice 205 p | | < | < | | < | < | | 14.48 | | | | | < | < | < | | | | 17.08 | | |
| 91,364 94,509 Wrocław Sołtysowice 204, 205 o | | 13.57 | 14.14 | | < | < | | 14.43 | 14.49 | 15.01 | 15.11 | 15.37 | 15.57 | 16.16 | 16.26 | < | 17.02 | 17.08 | 17.15 | 17.27 | 17.34 |
| 95,291 98,436 Wrocław Nadodrże 204, 205 p | | 14.01 | 14.19 | | 14.35 ^{>} | 14.47 | 14.54 | 15.05 | 15.16 | 15.42 | 16.02 | 16.20 | 16.30 | 16.46 ^{>} | 17.06 | 17.13 | 17.19 | 17.32 | 17.38 | | |
| 96,676 99,821 Wrocław Szczepin 204, 205 | | 14.02 | 14.20 | | 14.37 ^{>} | 14.49 | 15.00 | 15.06 | 15.19 | | 16.04 | 16.21 | 16.31 | 16.48 ^{>} | 17.10 | 17.15 | 17.21 | | 17.39 | | |
| 98,225 101,370 Wrocław Mikołajów 204, 205, 280 ↓ | | 14.05 | 14.22 | | 14.52 | 15.03 | 15.08 | 15.22 | | | 16.07 | 16.24 | 16.33 | 16.48 ^{>} | 17.10 | 17.18 | 17.25 | | 17.41 | | |
| 102,196 105,341 WROCLAW GŁÓWNY 204, 205, 280 p | | 14.08 | 14.25 | | 14.43 ^{>} | 14.56 | 15.06 | 15.12 | 15.26 | | 16.11 | 16.27 | 16.36 | 16.53 ^{>} | 17.16 | 17.21 | 17.28 | | 17.44 | | |
| Wrocław Główny 215, 223, 240, 260 o | | 14.13 | 14.30 | | 14.48 | 15.02 | 15.11 | 15.16 | 15.31 | | 16.16 | 16.32 | 16.41 | 16.58 | 17.21 | 17.26 | 17.33 | | 17.49 | | |
| Jelcz-Laskowice / Świdnica M.* 215 p | | | | | | | | | 15.37 | | | | 16.40 | | | | | | | | |
| Jelenia Góra 240 p | | | | | | | | | 16.46* | | | | 17.50* | | | | | | | | |
| Szklarska Poręba Górna 240 p | | | | | | | | | | | | | | | | | | | | | |

- 1** na odcinku Trzebnica - Wrocław Zakrzów ZKA;
- 2** kursuje codziennie do 31.III;
- 3** kursuje codziennie od 1.IV;

| | | 1 | 2 | 3 | 4 | 5 | 6 | 7 | 8 | 9 | 10 | 11 | 12 | 13 | 14 | 15 | 16 | 17 | 18 |
|---|--|--------------------------|------------|------------|-----------|---------------|--------|------------|------------|------------|------------|-----------|------------|------------|---------------|-----------|------------|------------|------------|
| Częstochowa | | o | < | | < | | | | | < | | | | < | < | | | | < |
| Lubliniec | | o | < | | < | | 16.07 | | | < | | | | < | < | | 18.21 | | < |
| Kluczbork | | p | | | | | 16.49 | | | | | | | < | < | | 19.04 | | < |
| Informacja o pociągu | | | D70 | D83 | D8 | IC | | D80 | D70 | D83 | D82 | D8 | D70 | D83 | IC | D8 | D80 | D80 | D82 |
| | | | KD-69371 | KD-76714 | KD-69924 | I-1628 | | R-46549 | KD-69373 | KD-76716/Z | R-76539 | KD-69926 | KD-69393 | KD-69742 | I-1630 | KD-69928 | | KD-60709 | R-76541 |
| | | | KD-69370 | KD-76715 | KD-69925 | I-1629 | | R-46548 | KD-69372 | KD-76718/9 | R-76538 | KD-69927 | KD-69392 | KD-69743 | I-1631 | KD-69929 | R-46551 | KD-60708 | R-76540 |
| | | | E 2 | E 2 | ☞ 2 | 1-2 ☞ | | E 2 | E 2 | E 2 | E 2 | ☞ 2 | E 2 | E 2 | 1-2 ☞ | ☞ 2 | E 2 | E 2 | E 2 |
| km | | | ♣ ☞ * | ♣ ☞ * | ♣ ☞ * | ♣ ☞ * | | ♣ ☞ * | ♣ ☞ * | ♣ ☞ * | ♣ ☞ * | ♣ ☞ * | ♣ ☞ * | ♣ ☞ * | ♣ ☞ * | ♣ ☞ * | ♣ ☞ * | ♣ ☞ * | ♣ ☞ * |
| 0 | | KLUCZBORK | o | < | | < | 17.08 | | | < | < | | | < | < | | 19.16 | | < |
| 4,586 | | Smardy | | < | | < | 17.13 | | | < | < | | | < | < | | 19.21 | | < |
| 12,046 | | Wołczyn | | < | | < | 17.19 | | | < | < | | | < | < | | 19.27 | | < |
| 17,086 | | Wierzbica Górna | | < | | < | 17.27 | | | < | < | | | < | < | | 19.34 | | < |
| 24,149 | | Domaszowice | | < | | < | 17.37 | | | < | < | | | < | < | | 19.44 | | < |
| 30,347 | | Gręboszów | | < | | < | 17.44 | | | < | < | | | < | < | | 19.51 | | < |
| 36,343 | | Namysłów | p | < | | < | 17.52 | | | < | < | | | < | < | | 20.00 | | < |
| 40,968 | | Wilków Namysłowski | o | < | | < | 17.53 | | | < | < | | | < | < | | | | 20.05 |
| 47,658 | | Granica Województwa | | < | | < | 18.00 | | | < | < | | | < | < | | | | 20.12 |
| 49,751 | | Bierutów | p | < | | < | 18.11 | | | < | < | | | < | < | | | | 20.23 |
| 56,648 | | Solniki Wielkie ▲ | o | < | | < | 18.12 | | | < | < | | | < | < | | | | 20.23 |
| 63,568 | | Oleśnica | p | < | | < | 18.20 | | | < | < | | | < | < | | | | 20.31 |
| < | | Oleśnica | o | < | | < | 18.29 | | | < | < | | | < | < | | | | 20.31 |
| 71,590 | | Oleśnica | o | < | | < | 18.29 | | | < | < | | | < | < | | | | 20.39 |
| 76,472 | | Borowa Oleśnicka | | < | | < | 18.34 | | | < | 19.12 | | | < | < | | | | 20.40 |
| 82,383 | | Długołęka | | < | | < | 18.41 | | | < | 19.20 | | | < | < | | | | 20.46 |
| 84,832 | | Mirków | | < | | < | 18.46 | | | 19.14 | 19.25 | | | 20.12 | < | | | | 20.51 |
| 88,497 | | Wrocław Psie Pole | p | < | | < | 18.49 | | | 19.20 | 19.31 | | | 20.16 | < | | | | 20.54 |
| Trzebnica 204 o | | | | < | | < | 18.52 | | | 19.20 | 19.31 | | | 20.16 | < | | | | 20.57 |
| Wrocław Psie Pole 204 p | | | | < | | < | 18.52 | | | 19.20 | 19.31 | | | 20.16 | < | | | | 20.57 |
| 88,497 91,642 Wrocław Psie Pole 204 o | | DKA | | < | | < | 18.52 | | | 19.20 | 19.31 | | | 20.17 | < | | | | 20.58 |
| 91,364 94,509 Wrocław Sołtysowice 204, 205 p | | | | < | | < | 18.55 | | | 19.24 | 19.34 | | | 20.20 | < | | | | 21.01 |
| Jelcz-Laskowice 205 o | | | | < | | < | 18.55 | | | 19.24 | 19.34 | | | 20.20 | < | | | | 21.01 |
| Wrocław Sołtysowice 205 p | | | | < | | < | 18.55 | | | 19.24 | 19.34 | | | 20.20 | < | | | | 21.01 |
| 91,364 94,509 Wrocław Sołtysowice 204, 205 o | | | | < | | < | 18.56 | | | 19.24 | 19.35 | | | 20.20 | < | | | | 21.01 |
| 95,291 98,436 Wrocław Nadodrze 204, 205 p | | | | < | | < | 18.56 | | | 19.24 | 19.35 | | | 20.20 | < | | | | 21.01 |
| 96,676 99,821 Wrocław Szczepin 204, 205 o | | | | < | | < | 18.56 | | | 19.24 | 19.35 | | | 20.20 | < | | | | 21.01 |
| 98,225 101,370 Wrocław Mikołajów 204, 205, 280 p | | | | < | | < | 18.56 | | | 19.24 | 19.35 | | | 20.20 | < | | | | 21.01 |
| 102,196 105,341 WROCLAW GŁÓWNY 204, 205, 280 p | | | | < | | < | 18.56 | | | 19.24 | 19.35 | | | 20.20 | < | | | | 21.01 |
| Wrocław Główny 215, 223, 240, 260 o | | | | < | | < | 18.51 | | | 19.18 | 19.24 | | | 20.01 | < | | | | 21.01 |
| Jelcz-Laskowice / Świdnica M.* 215 p | | | | < | | < | 20.05* | | | 19.22 | 19.29 | | | 20.05 | < | | | | 21.06 |
| Jelenia Góra 240 p | | | | < | | < | 20.05* | | | 19.23 | 19.35 | | | 20.07 | < | | | | 21.07 |
| Szklarska Poręba Górna 240 p | | | | < | | < | 20.05* | | | 19.26 | 19.37 | | | 20.11 | < | | | | 21.10 |
| | | | | < | | < | 20.05* | | | 19.30 | 19.41 | | | 20.14 | < | | | | 21.13 |
| | | | | < | | < | 20.05* | | | 19.35 | 19.45 | | | 20.19 | < | | | | 21.18 |

- 1** do Wrocławia Głównego kursuje codziennie, a do Jelcza-Laskowic w ☉;
- 2** na odcinku Trzebnica - Wrocław Zakrzów ZKA;
- 3** kursuje codziennie do 31.III;
- 4** kursuje codziennie od 1.IV;
- 5** kursuje od 18.IV w ☉;

OSTRÓW WIELKOPOLSKI

- GRABOWNO WIELKIE

200

KROTOSZYN

- OLEŚNICA - WROCŁAW

KLUCZBORK - NAMYSŁÓW

| | <i>Giżycko</i> | <i>o</i> | | | | | | | | | | | | | | | | | | | |
|--------|----------------------------|----------------------------|----------|-------|----------|----------|-------|---|--------|--------|-------|---|----|----|----|----|----|----|----|----|----|
| | <i>Elk</i> | <i>o</i> | | | | | | | | | | | | | | | | | | | |
| | <i>Białystok</i> | <i>o</i> | | | | | | | | 16.15 | 16.15 | | | | | | | | | | |
| | <i>Warszawa Wschodnia</i> | <i>o</i> | | | | | | | | 18.01 | 18.01 | | | | | | | | | | |
| | <i>Warszawa Centralna</i> | <i>o</i> | | | | | | | | 18.12 | 18.12 | | | | | | | | | | |
| | <i>Poznań Główny</i> | <i>o</i> | | | | | | | | < | < | | | | | | | | | | |
| | <i>Ostrów Wielkopolski</i> | <i>p</i> | | | | | | | | 21.12 | 21.24 | | | | | | | | | | |
| | Informacja o pociągu | | D82 | | D83 | D83 | | | IC | IC | | | | | | | | | | | |
| | | | R-76541 | | KD-76720 | KD-76720 | | | I-1633 | I-1633 | | | | | | | | | | | |
| | | | R-76540 | | E 2 | E 2 | | | I-1632 | I-1632 | | | | | | | | | | | |
| | km | | ☺ / E 2 | | ☺ * | ☺ * | | | 1-2 ☺ | 1-2 ☺ | | | | | | | | | | | |
| | | | ☺ * | | ☺ * | ☺ * | | | ☺ * | ☺ * | | | | | | | | | | | |
| | | | 4 | | Ⓣ | Ⓢ | | | K 3 | K 5 | | | | | | | | | | | |
| 0 | 0 | OSTRÓW WIELKOPOLSKI | <i>o</i> | 19.13 | | | | | 21.13 | 21.25 | | | | | | | | | | | |
| 5,282 | 5,282 | Topola Osiedle | | 19.18 | | | | | < | < | | | | | | | | | | | |
| 10,407 | 10,407 | Tarchały Wielkie | ↓ | 19.22 | | | | | < | < | | | | | | | | | | | |
| 13,122 | 13,122 | Odolanów | <i>p</i> | 19.25 | | | | | < | < | | | | | | | | | | | |
| 17,359 | 17,359 | Garki | <i>o</i> | 19.25 | | | | | < | < | | | | | | | | | | | |
| 17,359 | 17,359 | Garki | ↓ | 19.29 | | | | | < | < | | | | | | | | | | | |
| 20,484 | 20,484 | Granowiec | ↓ | 19.32 | | | | | < | < | | | | | | | | | | | |
| 25,037 | 25,037 | Sośnie Ostrowskie | <i>p</i> | 19.35 | | | | | < | < | | | | | | | | | | | |
| 30,668 | 30,668 | Pawłów Wielkopolski | <i>o</i> | 19.40 | | | | | < | < | | | | | | | | | | | |
| 30,668 | 30,668 | Pawłów Wielkopolski | ↓ | 19.51 | | | | | < | < | | | | | | | | | | | |
| 31,900 | 31,900 | <i>Granica Województwa</i> | | | | | | | < | < | | | | | | | | | | | |
| 33,668 | 33,668 | Międzybórz Sycowski | | 19.59 | | | | | < | < | | | | | | | | | | | |
| 38,980 | 38,980 | Bukowina Sycowska | | 20.12 | | | | | < | < | | | | | | | | | | | |
| 47,682 | 47,682 | Twardogóra | ↓ | 20.31 | | | | | < | < | | | | | | | | | | | |
| 53,946 | 53,946 | Grabowno Wielkie | <i>p</i> | 20.41 | | | | | < | < | | | | | | | | | | | |
| | <i>Poznań Główny</i> | <i>o</i> | | < | | | | | < | < | | | | | | | | | | | |
| | <i>Krotoszyn</i> | <i>p</i> | | < | | | | | 21.35 | 21.47 | | | | | | | | | | | |
| 0 | 0 | KROTOSZYN | <i>o</i> | < | | 21.12 | 21.21 | | 21.36 | 21.48 | | | | | | | | | | | |
| 7,353 | 7,353 | Zduny | | < | | 21.18 | 21.27 | | | | | | | | | | | | | | |
| 8,034 | 8,034 | <i>Granica Województwa</i> | | < | | | | | | | | | | | | | | | | | |
| 9,309 | 9,309 | Cieszków | ↓ | < | | 21.21 | 21.30 | | | | | | | | | | | | | | |
| 22,072 | 22,072 | Milicz | <i>p</i> | < | | 21.29 | 21.38 | | | | | | | | | | | | | | |
| 27,151 | 27,151 | Wierzchowice ▲ | <i>o</i> | < | | 21.30 | 21.38 | | | | | | | | | | | | | | |
| 31,147 | 31,147 | Krośnice | | < | | | | | | | | | | | | | | | | | |
| 31,147 | 31,147 | Krośnice | ↓ | < | | 21.36 | 21.44 | | | | | | | | | | | | | | |
| 39,399 | 39,399 | Bukowice Trzebnickie | ↓ | < | | 21.42 | 21.50 | | | | | | | | | | | | | | |
| 46,315 | 46,315 | Grabowno Wielkie | <i>p</i> | < | | 21.46 | 21.55 | | 22.04 | 22.15 | | | | | | | | | | | |
| 53,946 | 53,946 | Grabowno Wielkie | <i>o</i> | 20.51 | | 21.47 | 21.55 | | 22.07 | 22.16 | | | | | | | | | | | |
| 62,749 | 62,749 | Dobroszyce | | 20.57 | | 21.53 | 22.01 | | | | | | | | | | | | | | |
| 67,193 | 67,193 | Dąbrowa Oleśnicka | | 21.01 | | | | | | | | | | | | | | | | | |
| 68,852 | 68,860 | Oleśnica Rataje | ↓ | 21.04 | | 21.57 | 22.06 | | 22.18 | 22.26 | | | | | | | | | | | |
| < | 71,590 | Oleśnica | <i>p</i> | 21.08 | | < | < | | < | < | | | | | | | | | | | |
| | | | | 1 | 2 | 3 | 4 | 5 | 6 | 7 | 8 | 9 | 10 | 11 | 12 | 13 | 14 | 15 | 16 | 17 | 18 |

| | | 1 | 2 | 3 | 4 | 5 | 6 | 7 | 8 | 9 | 10 | 11 | 12 | 13 | 14 | 15 | 16 | 17 | 18 |
|---|--|---|------------|-----------|------------|------------|------------|------------|---------------|---------------|----|------------|-----------|----|----|----|----------|------------|------------|
| Częstochowa | | o | | | | < | < | | < | < | | | | | | | 20.45 | | |
| Lubliniec | | o | | | | < | < | | < | < | | | | | | | 21.29 | | |
| Kluczbork | | p | | | | < | < | | < | < | | | | | | | 22.11 | | |
| Informacja o pociągu | | | D82 | D8 | D70 | D83 | D83 | D80 | IC | IC | | D70 | D8 | | | | REGIO | D70 | D8 |
| | | | R-76541 | KD-69930 | KD-69377 | KD-76720 | KD-76720 | KD-60711 | I-1632 | I-1632 | | KD-69379 | KD-69932 | | | | | R-46231 | KD-69381 |
| km | | | R-76540 | KD-69931 | KD-69376 | KD-76721 | KD-76721 | KD-60710 | I-1633 | I-1633 | | KD-69378 | KD-69933 | | | | R-46230 | KD-69380 | KD-69900/1 |
| | | | E 2 | ☞ 2 | E 2 | E 2 | E 2 | E 2 | 1-2 ☞ | 1-2 ☞ | | E 2 | ☞ 2 | | | | E 2 | E 2 | ☞ 2 |
| | | | ♣ ☞ * | ♣ ☞ * | ♣ ☞ * | ♣ ☞ * | ♣ ☞ * | ♣ ☞ * | ♣ ☞ * | ♣ ☞ * | | ♣ ☞ * | ♣ ☞ * | | | | ♣ ☞ * | ♣ ☞ * | ♣ ☞ * |
| | | | 4 | 2 | Ⓣ | Ⓣ | Ⓣ | Ⓣ | K 3 | K 5 | | | 2 | | | | 1 | ♣ ☞ * | 2 |
| 0 KLUCZBORK | | o | < | < | < | < | < | < | < | < | | | | | | | 22.19 | | |
| 4,586 Smardy | | o | < | < | < | < | < | < | < | < | | | | | | | 22.24 | | |
| 12,046 Wołczyn | | o | < | < | < | < | < | < | < | < | | | | | | | 22.30 | | |
| 17,086 Wierzbica Górna | | o | < | < | < | < | < | < | < | < | | | | | | | 22.38 | | |
| 24,149 Domaszowice | | o | < | < | < | < | < | < | < | < | | | | | | | 22.48 | | |
| 30,347 Gręboszów | | o | < | < | < | < | < | < | < | < | | | | | | | 22.55 | | |
| 36,343 Namysłów | | p | < | < | < | < | < | < | < | < | | | | | | | 23.03 | | |
| 40,968 Wilków Namysłowski | | o | < | < | < | < | < | 21.30 | < | < | | | | | | | 23.04 | | |
| 47,658 Granica Województwa | | o | < | < | < | < | < | 21.37 | < | < | | | | | | | 23.10 | | |
| 49,751 Bierutów | | p | < | < | < | < | < | 21.48 | < | < | | | | | | | 23.22 | | |
| 56,648 Solniki Wielkie ▲ | | o | < | < | < | < | < | 21.48 | < | < | | | | | | | 23.22 | | |
| 63,568 Oleśnica | | p | < | < | < | < | < | 21.56 | < | < | | | | | | | 23.30 | | |
| 71,590 Oleśnica | | o | 21.17 | < | < | < | < | 22.05 | < | < | | | | | | | 23.38 | | |
| 76,472 Borowa Oleśnicka | | o | 21.23 | < | < | < | < | 22.05 | < | < | | | | | | | 23.40 | | |
| 82,383 Długołęka | | o | 21.28 | < | < | < | < | 22.12 | < | < | | | | | | | 23.47 | | |
| 84,832 Mirków | | o | 21.31 | < | < | < | < | 22.08 | < | < | | | | | | | 23.52 | | |
| 88,497 Wrocław Psie Pole | | p | 21.34 | < | < | < | < | 22.18 | < | < | | | | | | | 23.55 | | |
| Trzebnica 204 o | | o | < | 20.59 | < | < | < | 22.20 | < | < | | | | | | | 23.58 | | 23.40 |
| Wrocław Psie Pole 204 p | | p | < | 21.48 | DKA | < | < | 22.14 | < | < | | DKA | 22.26 | | | | < | DKA | 0.21 |
| 88,497 91,642 Wrocław Psie Pole 204 o | | o | 21.34 | 21.49 | DKA | 22.14 | 22.24 | 22.24 | < | < | | DKA | 23.15 | | | | 23.58 | DKA | 0.22 |
| 91,364 94,509 Wrocław Sołtysowice 204, 205 p | | p | 21.37 | 21.53 | DKA | 22.17 | 22.26 | 22.27 | < | < | | DKA | 23.18 | | | | 0.02 | DKA | 0.25 |
| Jelcz-Laskowice 205 o | | o | < | < | 21.26 | < | < | < | < | < | | 22.35 | < | | | | < | 23.43 | < |
| Wrocław Sołtysowice 205 p | | p | < | < | 22.02 | < | < | < | < | < | | 23.07 | < | | | | < | 0.14 | < |
| 91,364 94,509 Wrocław Sołtysowice 204, 205 o | | o | 21.38 | 21.53 | 22.03 | 22.18 | 22.27 | 22.27 | < | < | | 23.07 | 23.19 | | | | 0.02 | 0.15 | 0.26 |
| 95,291 98,436 Wrocław Nadodrze 204, 205 p | | p | 21.42 | 21.58 | 22.08 | 22.22 | 22.31 | 22.31 | 22.37 | 22.45 | | 23.12 | 23.23 | | | | 0.07 | 0.20 | 0.30 |
| 96,676 99,821 Wrocław Szczepin 204, 205 o | | o | 21.43 | 21.59 | 22.09 | 22.24 | 22.32 | 22.32 | 22.38 | 22.46 | | 23.13 | 23.24 | | | | 0.07 | 0.21 | 0.30 |
| 98,225 101,370 Wrocław Mikołajów 204, 205, 280 p | | p | 21.45 | 22.01 | 22.12 | 22.27 | 22.35 | 22.35 | 22.43 | 22.51 | | 23.15 | 23.27 | | | | 0.10 | 0.23 | 0.35 |
| 98,225 101,370 Wrocław Mikołajów 204, 205, 280 p | | p | 21.48 | 22.04 | 22.15 | 22.28 | 22.38 | 22.38 | 22.43 | 22.51 | | 23.18 | 23.30 | | | | 0.13 | 0.26 | 0.35 |
| 102,196 105,341 WROCLAW GŁÓWNY 204, 205, 280 p | | p | 21.53 | 22.09 | 22.20 | 22.33 | 22.43 | 22.43 | 22.49 | 22.56 | | 23.23 | 23.35 | | | | 0.18 | 0.31 | 0.40 |
| Wrocław Główny 215, 223, 240, 260 o | | o | | | | 22.56 | 22.56 | | | | | | | | | | | | |
| Jelcz-Laskowice / Świdnica M.* 215 p | | p | | | | 23.24 | 23.24 | | | | | | | | | | | | |
| Jelenia Góra 240 p | | p | | | | | | | | | | | | | | | | | |
| Szklarska Poręba Górna 240 p | | p | | | | | | | | | | | | | | | | | |

- 1** w dniach 20/21.IV - 25/26.V od Długołęki kursuje 5 minut później;
2 na odcinku Trzebnica - Wrocław Zakrzów ZKA;
3 kursuje codziennie oprócz 9.III - 4.IV;
4 kursuje codziennie od 1.IV;
5 kursuje 9.III - 4.IV;

| | | 223 o | | 4.06 | | | | | 7.58 | | | | | | 12.32 |
|----------------------|----------------------------|----------------------|-------------|-------------|-------------|-------------|-------------|--------------|--------------|--------------|--------------|--------------|--------------|--|----------|
| Świdnica Miasto | | 223 o | | 5.20 | | | | | 8.54 | | | | | | 13.41 |
| Wrocław Główny | | 223 p | | | | | | | | | | | | | |
| Informacja o pociągu | | D8 | | D8 | D8 | D8 | | D8 | D8 | | | D8 | D8 | | D8 |
| KD-69941 | | | | KD-60239/8 | KD-69945 | | | KD-69947 | KD-60249 | KD-69949 | | KD-69951 | KD-69953 | | KD-60265 |
| KD-69940 | | | | KD-69943/2 | KD-66417 | KD-69944 | | KD-69946 | KD-60248 | KD-69948 | | KD-69950 | KD-69952 | | KD-60264 |
| / 2 | | | | / 2 | | / 2 | | / 2 | / 2 | / 2 | | / 2 | / 2 | | / 2 |
| / 2 | | | | / 2 | | / 2 | | / 2 | / 2 | / 2 | | / 2 | / 2 | | / 2 |
| km | | | | 1 | Ⓣ | Ⓣ | | | Ⓣ 2 | Ⓣ | | Ⓣ | Ⓣ | | Ⓣ |
| 0 | WROCLAW GŁÓWNY | 200, 205, 223, 280 o | 4.36 | 5.43 | 6.52 | 7.56 | 9.07 | 9.35 | 11.05 | 12.28 | 13.44 | | | | |
| 3,944 | Wrocław Mikołajów | 200, 205, 280 | 4.41 | 5.48 | 6.57 | 8.01 | 9.13 | 9.41 | 11.10 | 12.34 | 13.49 | | | | |
| 5,553 | Wrocław Szczepin | 200, 205 ↓ | 4.44 | 5.51 | 7.00 | 8.04 | 9.16 | 9.44 | 11.13 | 12.36 | 13.52 | | | | |
| 6,938 | Wrocław Nadodrze | 200, 205 p | 4.46 | 5.53 | 7.02 | 8.06 | 9.19 | 9.46 | 11.15 | 12.38 | 13.54 | | | | |
| 10,865 | Wrocław Sołtysowice | 200, 205 o | 4.47 | 5.54 | 7.03 | 8.07 | 9.20 | 9.47 | 11.17 | 12.39 | 13.55 | | | | |
| 13,732 | Wrocław Psie Pole | 200 ↓ | 4.52 | 5.59 | 7.08 | 8.12 | 9.24 | 9.52 | 11.22 | 12.44 | 14.00 | | | | |
| 14,859 | Wrocław Zakrzów | 200 p | 4.56 | 6.03 | 7.12 | 8.16 | 9.28 | 9.56 | 11.26 | 12.48 | 14.04 | | | | |
| 16,382 | Wrocław Pawłowice | 200 o | 4.59 | 6.06 | 7.15 | 8.19 | 9.32 | 9.59 | 11.29 | 12.51 | 14.07 | | | | |
| 19,329 | Ramiszów | 200 ↓ | 5.02 | 6.09 | 6.54 | 7.18 | 8.22 | 9.35 | 10.02 | 11.32 | 12.54 | 14.10 | 14.10 | | |
| 21,275 | Pasikurovice | 200 ↓ | 5.06 | 6.13 | 6.58 | 7.22 | 8.26 | 9.39 | 10.06 | 11.36 | 12.58 | 14.14 | 14.14 | | |
| 24,155 | Siedlec Trzebnicki | 200 p | 5.11 | 6.18 | 7.03 | 7.27 | 8.31 | 9.44 | 10.11 | 11.41 | 13.03 | 14.19 | 14.19 | | |
| | <i>Siedlec Trzebnicki</i> | 200 o | 5.14 | 6.21 | 7.06 | 7.30 | 8.34 | 9.47 | 10.14 | 11.44 | 13.06 | 14.22 | 14.22 | | |
| | <i>Pierwoszków Miłocin</i> | 200 p | 5.17 | 6.24 | 7.09 | 7.33 | 8.37 | 9.50 | 10.17 | 11.47 | 13.09 | 14.25 | 14.25 | | |
| | <i>Siedlec Trzebnicki</i> | 200 o | 5.36 | 6.40 | 7.15 | 7.46 | 8.55 | 9.56 | 10.46 | 12.20 | 13.31 | 14.43 | 14.43 | | |
| | <i>Pierwoszków Miłocin</i> | 200 p | 5.43 | 6.47 | 7.22 | 7.53 | 9.02 | 10.03 | 10.53 | 12.27 | 13.38 | 14.50 | 14.50 | | |
| | <i>Siedlec Trzebnicki</i> | 200 o | 5.06 | 6.13 | 6.58 | 7.22 | 8.26 | 9.40 | 10.06 | 11.36 | 12.58 | 14.14 | 14.14 | | |
| | <i>Siedlec Trzebnicki</i> | 200 p | 5.13 | 6.20 | 7.06 | 7.29 | 8.33 | 9.47 | 10.13 | 11.43 | 13.05 | 14.21 | 14.21 | | |
| 24,155 | Siedlec Trzebnicki | 200 o | 5.18 | 6.25 | 7.10 | 7.34 | 8.38 | 9.51 | 10.18 | 11.48 | 13.10 | 14.26 | 14.26 | | |
| 26,948 | Pierwoszków Miłocin | 200 ↓ | (| (| (| (| (| (| (| (| (| (| (| | |
| 29,428 | Brochocin Trzebnicki | 200 ↓ | 5.31 | 6.38 | 7.23 | 7.47 | 8.51 | 10.04 | 10.31 | 12.01 | 13.23 | 14.39 | 14.39 | | |
| 33,468 | TRZEBNICA | 200 p | 5.43 | 6.50 | 7.35 | 7.59 | 9.03 | 10.16 | 10.43 | 12.13 | 13.35 | 14.46 | 14.51 | | |

1 z Jaworzyny Śląskiej kursuje w Ⓣ, a od Wrocławia Głównego codziennie;
2 **RADUNIA**;

204

WROCLAW - TRZEBNICA

Rozkład jazdy wszystkich pociągów na odcinku
Wrocław Główny - Wrocław Psie Pole
tabela 200

| Świdnica Miasto Wrocław Główny | | 223 o 223 p | | | | | | | | | | | | | | | | | 18.41 19.37 | | | | | | 20.39 21.52 | | | | |
|-----------------------------------|----------------------------|--------------------|----------|----------|----------|-------|----------|--|----------|--|----------|----------|-------|----------|--|--|-------|----------|----------------|--|--|--|-------|----------|----------------|----------|---|--|--|
| Informacja o pociągu | | D8 | D8 | D8 | D8 | | D8 | | D8 | | D8 | D8 | | D8 | | | | D8 | | | | | | D8 | | D8 | | | |
| km | | KD-66271 | KD-69954 | KD-66281 | KD-69956 | | KD-69958 | | KD-69960 | | KD-69963 | KD-60278 | | KD-69965 | | | | KD-60281 | | | | | | KD-60280 | | KD-69967 | | | |
| | | | | | | | | | | | | | | | | | | | | | | | | | | | | | |
| | | Ⓧ | / | Ⓧ | / | | / | | / | | / | / | | / | | | | / | | | | | / | | / | | / | | |
| 0 | WROCLAW GŁÓWNY | 200, 205, 223, 280 | o | | 14.48 | | 15.56 | | 17.03 | | 18.13 | | 19.22 | 19.45 | | | 20.28 | | | | | | 22.00 | | 23.15 | | | | |
| 3,944 | Wrocław Mikołajów | 200, 205, 280 | o | | 14.54 | | 16.01 | | 17.09 | | 18.19 | | 19.28 | 19.50 | | | 20.33 | | | | | | 22.05 | | 23.20 | | | | |
| 5,553 | Wrocław Szczepin | 200, 205 | o | | 14.57 | | 16.04 | | 17.12 | | 18.21 | | 19.31 | 19.53 | | | 20.36 | | | | | | 22.08 | | 23.23 | | | | |
| 6,938 | Wrocław Nadodrze | 200, 205 | p | | 14.59 | | 16.06 | | 17.14 | | 18.23 | | 19.33 | 19.55 | | | 20.39 | | | | | | 22.09 | | 23.25 | | | | |
| 10,865 | Wrocław Sołtysowice | 200, 205 | o | | 15.03 | | 16.08 | | 17.16 | | 18.24 | | 19.34 | 19.56 | | | 20.40 | | | | | | 22.10 | | 23.26 | | | | |
| 13,732 | Wrocław Psie Pole | 200 | o | | 15.08 | | 16.13 | | 17.21 | | 18.29 | | 19.39 | 20.01 | | | 20.45 | | | | | | 22.15 | | 23.31 | | | | |
| 14,859 | Wrocław Zakrzów | | p | | 15.13 | | 16.18 | | 17.25 | | 18.34 | | 19.43 | 20.05 | | | 20.49 | | | | | | 22.19 | | 23.35 | | | | |
| | | | o | | 15.16 | | 16.21 | | 17.28 | | 18.37 | | 19.46 | 20.08 | | | 20.52 | | | | | | 22.22 | | 23.38 | | | | |
| | | | o | 15.19 | 15.19 | 16.24 | 16.24 | | 17.31 | | 18.40 | | 19.49 | 20.11 | | | 20.55 | | | | | | 22.25 | | 23.41 | | | | |
| 16,382 | Wrocław Pawłowice | | o | | 15.23 | | 16.28 | | 17.35 | | 18.44 | | 19.53 | 20.15 | | | 20.59 | | | | | | 22.29 | | 23.45 | | | | |
| 19,329 | Ramiszów | | o | | 15.28 | | 16.33 | | 17.40 | | 18.49 | | 19.58 | 20.20 | | | 21.04 | | | | | | 22.34 | | 23.50 | | | | |
| 21,275 | Pasikowice | | o | | 15.31 | | 16.36 | | 17.43 | | 18.52 | | 20.01 | 20.23 | | | 21.07 | | | | | | 22.37 | | 23.53 | | | | |
| 24,155 | Siedlec Trzebnicki | | p | | 15.34 | | 16.39 | | 17.46 | | 18.55 | | 20.04 | 20.26 | | | 21.10 | | | | | | 22.40 | | 23.56 | | | | |
| | <i>Siedlec Trzebnicki</i> | | o | | 15.48 | | 16.47 | | 17.54 | | 19.15 | | 20.19 | 20.32 | | | 21.27 | | | | | | 22.54 | | 0.02 | | | | |
| | <i>Pierwoszków Miłocin</i> | | p | | 15.55 | | 16.54 | | 18.01 | | 19.22 | | 20.26 | 20.39 | | | 21.34 | | | | | | 23.01 | | 0.09 | | | | |
| | <i>Pierwoszków Miłocin</i> | | o | | 15.23 | | 16.28 | | 17.35 | | 18.44 | | 19.53 | 20.15 | | | 20.59 | | | | | | 22.29 | | 23.45 | | | | |
| | <i>Siedlec Trzebnicki</i> | | p | | 15.30 | | 16.35 | | 17.42 | | 18.51 | | 20.00 | 20.22 | | | 21.06 | | | | | | 22.36 | | 23.52 | | | | |
| 24,155 | Siedlec Trzebnicki | | o | | 15.35 | | 16.40 | | 17.47 | | 18.56 | | 20.05 | 20.27 | | | 21.11 | | | | | | 22.41 | | 23.57 | | | | |
| 26,948 | Pierwoszków Miłocin | | o | | | | | | | | | | | | | | | | | | | | | | | | | | |
| 29,428 | Brochocin Trzebnicki | | o | | | | | | | | | | | | | | | | | | | | | | | | | | |
| 33,468 | TRZEBNICA | | p | 15.55 | 16.00 | 17.00 | 17.05 | | 18.12 | | 19.21 | | 20.30 | 20.52 | | | 21.36 | | | | | | 23.06 | | 0.22 | | | | |

ŚLĘZA, z Bielawy Zachodniej;

Zastępcza Komunikacja Autobusowa
Lokalizacje przystanków ZKA na str. 69

| Informacja o pociągu | | D8 | D8 | D8 | D8 | D8 | D8 | D8 | D8 | D8 | D8 | D8 | D8 | D8 |
|-------------------------------------|---------------------------|-------------------------------------|---------------|-------------------------------------|---------------|-------------------------------------|---------------|-------------------------------------|-----------------------------------|-----------------------------------|-----------------------------------|-------|-------|----|
| KD-69902 KD-69903 / 2 Ⓧ 2 | | KD-69904 KD-69905 / 2 Ⓧ 2 | KD-66268 Ⓧ | KD-69906 KD-69907 / 2 Ⓧ 3 | KD-66284 Ⓧ | KD-69908 KD-69909 / 2 Ⓧ Ⓧ | KD-66286 Ⓧ | KD-69910 KD-69911 / 2 Ⓧ 1 | KD-69912 KD-69913 / 2 Ⓧ | KD-69914 KD-69915 / 2 Ⓧ | KD-69916 KD-69917 / 2 Ⓧ | | | |
| 0 | TRZEBNICA | o | 3.38 | 5.08 | 6.12 | 6.12 | 7.18 | 7.18 | 8.27 | 8.27 | 10.18 | 11.52 | 13.03 | |
| 4,040 | Brochocin Trzebnicki | o | 3.47 | 5.17 | < | 6.21 | < | 7.27 | < | 8.36 | 10.27 | 12.01 | 13.12 | |
| 6,520 | Pierwszów Miłocin | o | < | < | < | < | < | < | < | < | < | < | < | |
| 9,313 | Siedlec Trzebnicki | p | 4.00 | 5.30 | < | 6.34 | < | 7.40 | < | 8.49 | 10.40 | 12.14 | 13.25 | |
| | <i>Siedlec Trzebnicki</i> | o | 4.06 | 5.36 | < | 6.40 | < | 7.46 | < | 8.55 | 10.46 | 12.20 | 13.31 | |
| | <i>Pierwszów Miłocin</i> | p | 4.13 | 5.43 | < | 6.47 | < | 7.53 | < | 9.02 | 10.53 | 12.27 | 13.38 | |
| | <i>Pierwszów Miłocin</i> | o | 3.49 | 5.06 | < | 6.13 | < | 7.22 | < | 8.26 | 10.29 | 11.36 | 12.58 | |
| | <i>Siedlec Trzebnicki</i> | p | 3.56 | 5.13 | < | 6.20 | < | 7.29 | < | 8.33 | 10.36 | 11.43 | 13.05 | |
| 9,313 | Siedlec Trzebnicki | o | 4.01 | 5.31 | < | 6.35 | < | 7.41 | < | 8.50 | 10.41 | 12.15 | 13.26 | |
| 12,193 | Pasikowice | o | 4.05 | 5.35 | < | 6.39 | < | 7.45 | < | 8.54 | 10.45 | 12.19 | 13.30 | |
| 14,139 | Ramiszów | o | 4.08 | 5.38 | < | 6.42 | < | 7.48 | < | 8.57 | 10.48 | 12.22 | 13.33 | |
| 17,086 | Wrocław Pawłowice | o | 4.14 | 5.44 | < | 6.48 | < | 7.54 | < | 9.03 | 10.54 | 12.28 | 13.39 | |
| 18,609 | Wrocław Zakrzów | p | 4.20 | 5.50 | 6.47> | 6.54 | 7.53> | 8.00 | 9.02> | 9.09 | 11.00 | 12.34 | 13.45 | |
| | | o | 4.24 | 5.55 | 6.48> | 7.01 | 7.54> | 8.07 | 9.03> | 9.16 | 11.05 | 12.39 | 13.50 | |
| 19,736 | Wrocław Psie Pole | 200 | 4.27 | 5.58 | 6.52 | 7.04 | 7.58 | 8.10 | 9.07 | 9.19 | 11.08 | 12.42 | 13.53 | |
| 22,603 | Wrocław Sołtysowice | 200, 205 | 4.31 | 6.02 | p | 7.09 | p | 8.14 | p | 9.23 | 11.12 | 12.46 | 13.57 | |
| 26,530 | Wrocław Nadodrze | 200, 205 | 4.35 | 6.06 | | 7.14 | | 8.18 | | 9.27 | 11.16 | 12.50 | 14.01 | |
| | | o | 4.36 | 6.07 | | 7.18 | | 8.19 | | 9.30 | 11.17 | 12.51 | 14.02 | |
| 27,915 | Wrocław Szczepin | 200, 205 | 4.38 | 6.11 | | 7.21 | | 8.22 | | 9.35 | 11.20 | 12.53 | 14.05 | |
| 29,464 | Wrocław Mikołajów | 200, 205, 280 | 4.41 | 6.14 | | 7.26 | | 8.25 | | 9.38 | 11.23 | 12.56 | 14.08 | |
| 33,435 | WROCLAW GŁÓWNY | 200, 205, 223, 280 | 4.46 | 6.19 | | 7.31 | | 8.30 | | 9.43 | 11.28 | 13.01 | 14.13 | |
| | <i>Wrocław Główny</i> | 223 | 4.49 | 6.28 | | 7.34 | | | | 9.45 | | | | |
| | <i>Świdnica Miasto</i> | 223 | < | 7.49 | | 8.40 | | | | 10.54 | | | | |

- 1 do Bielawy Zachodniej;
2 do Sobótki Zachodniej;
3 **RADUNIA**;

Zastępcza Komunikacja Autobusowa
Lokalizacje przystanków ZKA na str. 69

204

TRZEBNICA - WROCLAW

Rozkład jazdy wszystkich pociągów na odcinku
Wrocław Psie Pole - Wrocław Główny
tabela 200

| Informacja o pociągu | | D8 KD-69918 KD-69919 🚋 / 🚗 2 Ⓛ | D8 KD-69920 KD-69921 🚋 / 🚗 2 Ⓛ | D8 KD-69922 KD-69923 🚋 / 🚗 2 Ⓛ | D8 KD-69924 KD-69925 🚋 / 🚗 2 Ⓛ | D8 KD-69926 KD-69927 🚋 / 🚗 2 Ⓛ | D8 KD-69928 KD-69929 🚋 / 🚗 2 Ⓛ 2 | D8 KD-69930 KD-69931 🚋 / 🚗 2 Ⓛ | D8 KD-69932 KD-69933 🚋 / 🚗 2 Ⓛ | D8 KD-66256/7 KD-69900/1 🚋 / 🚗 2 Ⓛ | |
|----------------------|---------------------------|---|---|---|---|---|---|---|---|---|-------|
| 0 | TRZEBNICA | o | 14.15 | 15.20 | 16.19 | 17.26 | 18.47 | 19.51 | 20.59 | 22.26 | 23.40 |
| 4,040 | Brochocin Trzebnicki | o | 14.24 | 15.29 | 16.28 | 17.35 | 18.56 | 20.00 | 21.08 | 22.35 | < |
| 6,520 | Pierwszów Miłocin | o | < | < | < | < | < | < | < | < | < |
| 9,313 | Siedlec Trzebnicki | p | 14.37 | 15.42 | 16.41 | 17.48 | 19.09 | 20.13 | 21.21 | 22.48 | < |
| | <i>Siedlec Trzebnicki</i> | o | 14.43 | 15.48 | 16.47 | 17.54 | 19.15 | 20.19 | 21.27 | 22.54 | < |
| | <i>Pierwszów Miłocin</i> | p | 14.50 | 15.55 | 16.54 | 18.01 | 19.22 | 20.26 | 21.34 | 23.01 | < |
| | <i>Pierwszów Miłocin</i> | o | 14.14 | 15.23 | 16.28 | 17.35 | 18.44 | 19.53 | 20.59 | 22.29 | < |
| | <i>Siedlec Trzebnicki</i> | p | 14.21 | 15.30 | 16.35 | 17.42 | 18.51 | 20.00 | 21.06 | 22.36 | < |
| 9,313 | Siedlec Trzebnicki | o | 14.38 | 15.43 | 16.42 | 17.49 | 19.10 | 20.14 | 21.22 | 22.49 | < |
| 12,193 | Pasikurowice | o | 14.42 | 15.47 | 16.46 | 17.53 | 19.14 | 20.18 | 21.26 | 22.53 | < |
| 14,139 | Ramiszów | o | 14.45 | 15.50 | 16.49 | 17.56 | 19.17 | 20.21 | 21.29 | 22.56 | < |
| 17,086 | Wrocław Pawłowice | o | 14.51 | 15.56 | 16.55 | 18.02 | 19.23 | 20.27 | 21.35 | 23.02 | < |
| 18,609 | Wrocław Zakrzów | p | 14.57 | 16.02 | 17.01 | 18.08 | 19.29 | 20.33 | 21.41 | 23.08 | 0.16 |
| | | o | 15.04 | 16.09 | 17.08 | 18.15 | 19.34 | 20.38 | 21.46 | 23.12 | 0.19 |
| 19,736 | Wrocław Psie Pole | 200 | 15.07 | 16.12 | 17.11 | 18.18 | 19.37 | 20.41 | 21.49 | 23.15 | 0.22 |
| 22,603 | Wrocław Sołtysowice | 200, 205 | 15.11 | 16.16 | 17.15 | 18.22 | 19.42 | 20.45 | 21.53 | 23.19 | 0.26 |
| 26,530 | Wrocław Nadodrze | 200, 205 | 15.16 | 16.20 | 17.19 | 18.27 | 19.47 | 20.49 | 21.58 | 23.23 | 0.30 |
| | | o | 15.19 | 16.21 | 17.21 | 18.28 | 19.54 | 20.50 | 21.59 | 23.24 | 0.30 |
| 27,915 | Wrocław Szczepin | 200, 205 | 15.22 | 16.24 | 17.25 | 18.31 | 19.57 | 20.53 | 22.01 | 23.27 | 0.35 |
| 29,464 | Wrocław Mikołajów | 200, 205, 280 | 15.26 | 16.27 | 17.28 | 18.34 | 20.00 | 20.56 | 22.04 | 23.30 | 0.35 |
| 33,435 | WROCLAW GŁÓWNY | 200, 205, 223, 280 | 15.31 | 16.32 | 17.33 | 18.39 | 20.05 | 21.01 | 22.09 | 23.35 | 0.40 |
| | <i>Wrocław Główny</i> | 223 | 15.37 | 16.40 | | 18.51 | | 21.04 | | | |
| | <i>Świdnica Miasto</i> | 223 | 16.46 | 17.50 | | 20.05 | | 22.13 | | | |

- 1 w © Pierwszów Miłocin odj. 21.10, Siedlec Trzebnicki przyj. 21.17;
2 do Jaworzyny Śląskiej;
3 do Jawora;

Zastępcza Komunikacja Autobusowa
Lokalizacje przystanków ZKA na str. 69

WROCLAW - DOBRZYKOWICE WROCLAWSKIE - JELCZ-LASKOWICE

Rozkład jazdy wszystkich pociągów na odcinku Wrocław Główny - Wrocław Sołtysowice tabela 200, a na odcinku Jelcz Miłoszyce - Jelcz-Laskowice tabela 215

| Informacja o pociągu | km | D70 | D70 | D70 | D70 | D70 | D70 | D70 | D70 | D70 | D70 | D70 | D70 | D70 |
|--|----|---|---|---|---|-------------------------------|---|-------------------------------|---|---|---|-----|-----|-----|
| | | KD-69301 KD-69300 E 2 ♣ ♣ * Ⓣ | KD-69303 KD-69302 E 2 ♣ ♣ * Ⓣ | KD-69333 KD-69332 E 2 ♣ ♣ * Ⓣ | KD-69305 KD-69304 E 2 ♣ ♣ * Ⓣ | KD-69334 E 2 ♣ ♣ * Ⓣ | KD-69307 KD-69306 E 2 ♣ ♣ * Ⓣ | KD-69336 E 2 ♣ ♣ * Ⓣ | KD-69309 KD-69308 E 2 ♣ ♣ * Ⓣ | KD-69311 KD-69310 E 2 ♣ ♣ * Ⓣ | KD-69313 KD-69312 E 2 ♣ ♣ * Ⓣ | | | |
| 0 WROCLAW GLOWNY 200, 204, 215, 280 o | | 4.05 | 4.53 | 5.14 | 6.19 | 6.39 | 7.30 | 8.02 | 8.52 | 10.04 | 11.26 | | | |
| 3,944 Wrocław Mikołajów 200, 204, 280 | | 4.10 | 4.58 | 5.19 | 6.24 | 6.44 | 7.35 | 8.07 | 8.58 | 10.09 | 11.31 | | | |
| 5,553 Wrocław Szczepin 200, 204, 280 ↓ | | 4.13 | 5.01 | 5.22 | 6.26 | 6.47 | 7.38 | 8.10 | 9.01 | 10.12 | 11.34 | | | |
| 6,938 Wrocław Nadodrze 200, 204 p | | 4.15 | 5.03 | 5.24 | 6.28 | 6.49 | 7.40 | 8.12 | 9.03 | 10.14 | 11.36 | | | |
| 10,865 Wrocław Sołtysowice 200, 204 o | | 4.16 | 5.04 | 5.25 | 6.29 | 6.57 | 7.41 | 8.20 | 9.07 | 10.15 | 11.37 | | | |
| 12,786 Wrocław Kowale | | 4.21 | 5.08 | 5.29 | 6.33 | 7.02 | 7.46 | 8.26 | 9.12 | 10.19 | 11.42 | | | |
| 14,500 Wrocław Popiele | | 4.23 | 5.11 | 5.32 | 6.36 | 7.04 | 7.49 | 8.28 | 9.16 | 10.22 | 11.44 | | | |
| 15,418 Wrocław Swojczyce | | 4.25 | 5.13 | 5.34 | 6.38 | 7.06 | 7.51 | 8.30 | 9.19 | 10.24 | 11.46 | | | |
| 17,390 Wrocław Strachocin | | 4.27 | 5.15 | 5.40 | 6.46 | 7.08 | 7.53 | 8.32 | 9.21 | 10.30 | 11.53 | | | |
| 18,449 Wrocław Wojnow | | 4.30 | 5.18 | 5.43 | 6.49 | 7.10 | 7.56 | 8.35 | 9.23 | 10.33 | 11.55 | | | |
| 19,432 Wrocław Wojnow Wschodni ↓ | | 4.32 | 5.20 | 5.45 | 6.51 | 7.12 | 7.57 | 8.37 | 9.25 | 10.35 | 11.57 | | | |
| 20,872 Dobrzykowice Wrocławskie p | | 4.34 | 5.22 | 5.47 | 6.53 | 7.14 | 7.59 | 8.39 | 9.27 | 10.37 | 11.59 | | | |
| 23,832 Nadolice Małe o | | 4.36 | 5.24 | 5.49 | 6.55 | 7.16 | 8.02 | 8.41 | 9.29 | 10.39 | 12.01 | | | |
| 26,076 Nadolice Wielkie | | 4.36 | 5.33 | | 6.55 | | 8.08 | | 9.29 | 10.39 | 12.02 | | | |
| 28,246 Chrzastawa Mała | | 4.40 | 5.36 | | 6.59 | | 8.11 | | 9.32 | 10.43 | 12.05 | | | |
| 32,266 Jelcz Miłoszyce 215 ↓ | | 4.42 | 5.39 | | 7.02 | | 8.14 | | 9.35 | 10.45 | 12.08 | | | |
| 35,195 JELCZ-LASKOWICE 215 p | | 4.45 | 5.43 | | 7.05 | | 8.17 | | 9.38 | 10.48 | 12.10 | | | |
| | | 4.50 | 5.48 | | 7.10 | | 8.21 | | 9.42 | 10.53 | 12.15 | | | |
| | | 4.54 | 5.52 | | 7.14 | | 8.25 | | 9.46 | 10.57 | 12.19 | | | |

Pociągi relacji Wrocław Główny - Jelcz-Laskowice kursują jako DKA

205

WROCLAW - DOBRZYKOWICE WROCLAWSKIE - JELCZ-LASKOWICE

Rozkład jazdy wszystkich pociągów na odcinku Wrocław Główny - Wrocław Sołtysowice tabela 200, a na odcinku Jelcz Miłoszyce - Jelcz-Laskowice tabela 215

| | | D70 | | D70 | D70 | | D70 | D70 | D70 | | D70 | D70 | D70 | | D70 | | D70 | D70 | | |
|----------------------|---------------------------------|--------------------|---|----------|----------|-------|----------|----------|----------|-------|----------|----------|----------|-------|----------|--|----------|-----|----------|-------|
| Informacja o pociągu | | KD-69315 | | KD-69317 | KD-69339 | | KD-69319 | | KD-69321 | | KD-69323 | D70 | KD-69325 | | KD-69327 | | KD-69329 | | KD-69331 | |
| | | KD-69314 | | KD-69316 | KD-69338 | | KD-69318 | KD-69340 | KD-69320 | | KD-69322 | KD-69342 | KD-69324 | | KD-69326 | | KD-69328 | | KD-69330 | |
| | | E 2 | | E 2 | E 2 | | E 2 | E 2 | E 2 | | E 2 | E 2 | E 2 | | E 2 | | E 2 | | E 2 | |
| km | | ↳ 0 * | | ↳ 0 * | ↳ 0 * | | ↳ 0 * | ↳ 0 * | ↳ 0 * | | ↳ 0 * | ↳ 0 * | ↳ 0 * | | ↳ 0 * | | ↳ 0 * | | ↳ 0 * | |
| | | ⊙ | | ⊙ | ⊙ | | ⊙ | ⊙ | ⊙ | | ⊙ | ⊙ | ⊙ | | ⊙ | | ⊙ | | ⊙ | |
| 0 | WROCLAW GLOWNY | 200, 204, 215, 280 | o | 13.05 | | 14.15 | 14.35 | | 15.26 | 15.56 | 16.28 | | 17.35 | 18.13 | 18.46 | | 20.00 | | 21.32 | 22.34 |
| 3,944 | Wrocław Mikołajów | 200, 204, 280 | | 13.10 | | 14.20 | 14.40 | | 15.31 | 16.01 | 16.34 | | 17.41 | 18.19 | 18.52 | | 20.05 | | 21.37 | 22.39 |
| 5,553 | Wrocław Szczepin | 200, 204, 280 | ▼ | 13.13 | | 14.23 | 14.43 | | 15.34 | 16.04 | 16.37 | | 17.44 | 18.21 | 18.55 | | 20.08 | | 21.40 | 22.42 |
| 6,938 | Wrocław Nadodrze | 200, 204 | p | 13.15 | | 14.25 | 14.45 | | 15.36 | 16.06 | 16.39 | | 17.46 | 18.23 | 18.57 | | 20.10 | | 21.42 | 22.44 |
| | | | o | 13.16 | | 14.26 | 14.48 | | 15.37 | 16.15 | 16.43 | | 17.49 | 18.31 | 18.58 | | 20.11 | | 21.43 | 22.45 |
| 10,865 | Wrocław Sołtysowice | 200, 204 | | 13.20 | | 14.30 | 14.54 | | 15.42 | 16.20 | 16.48 | | 17.54 | 18.36 | 19.03 | | 20.16 | | 21.48 | 22.50 |
| 12,786 | Wrocław Kowale | | | 13.23 | | 14.33 | 14.56 | | 15.45 | 16.22 | 16.51 | | 17.57 | 18.38 | 19.05 | | 20.18 | | 21.50 | 22.52 |
| 14,500 | Wrocław Popiele | | | 13.25 | | 14.35 | 14.58 | | 15.47 | 16.24 | 16.53 | | 17.59 | 18.40 | 19.08 | | 20.20 | | 21.53 | 22.55 |
| 15,418 | Wrocław Swojczyce | | | 13.27 | | 14.37 | 15.00 | | 15.49 | 16.26 | 16.55 | | 18.01 | 18.42 | 19.10 | | 20.23 | | 21.55 | 23.02 |
| 17,390 | Wrocław Strachocin | | | 13.30 | | 14.40 | 15.03 | | 15.52 | 16.29 | 16.58 | | 18.04 | 18.45 | 19.13 | | 20.25 | | 21.57 | 23.04 |
| 18,449 | Wrocław Wojnów | | | 13.32 | | 14.42 | 15.05 | | 15.54 | 16.31 | 17.00 | | 18.06 | 18.47 | 19.14 | | 20.27 | | 21.59 | 23.06 |
| 19,432 | Wrocław Wojnów Wschodni | | ▼ | 13.34 | | 14.44 | 15.07 | | 15.56 | 16.33 | 17.02 | | 18.08 | 18.49 | 19.16 | | 20.29 | | 22.01 | 23.08 |
| 20,872 | Dobrzykowice Wrocławskie | | p | 13.36 | | 14.46 | 15.09 | | 15.57 | 16.35 | 17.04 | | 18.10 | 18.51 | 19.18 | | 20.31 | | 22.03 | 23.10 |
| | | | o | 13.37 | | 14.47 | | | 15.58 | | 17.04 | | 18.11 | | 19.19 | | 20.36 | | 22.04 | 23.11 |
| 23,832 | Nadolice Małe | | | 13.40 | | 14.50 | | | 16.01 | | 17.08 | | 18.14 | | 19.22 | | 20.40 | | 22.07 | 23.14 |
| 26,076 | Nadolice Wielkie | | | 13.43 | | 14.53 | | | 16.04 | | 17.10 | | 18.17 | | 19.25 | | 20.42 | | 22.10 | 23.17 |
| 28,246 | Chrzastawa Mała | | | 13.46 | | 14.56 | | | 16.07 | | 17.13 | | 18.19 | | 19.28 | | 20.45 | | 22.12 | 23.20 |
| 32,266 | Jelcz Miłoszyce | 215 | ▼ | 13.50 | | 15.00 | | | 16.10 | | 17.17 | | 18.24 | | 19.32 | | 20.49 | | 22.17 | 23.25 |
| 35,195 | JELCZ-LASKOWICE | 215 | p | 13.54 | | 15.04 | | | 16.15 | | 17.21 | | 18.28 | | 19.37 | | 20.54 | | 22.21 | 23.29 |

Pociągi relacji Wrocław Główny - Jelcz-Laskowice kursują jako DKA

JELCZ-LASKOWICE - DOBRZYKOWICE WROCLAWSKIE - WROCLAW

Rozkład jazdy wszystkich pociągów na odcinku Jelcz-Laskowice - Jelcz Miłoszyce tabela 215, a na odcinku Wrocław Sołtysowice - Wrocław Główny tabela 200

| Informacja o pociągu | D70 | D70 | D70 | | D70 | D70 | | D70 | D70 | | D70 | D70 | | D70 | D70 | | D70 |
|---|-------|-------|-------|--|-------|-------|------|-------|-------|--|-------|-------|-------|-------|-------|--|-------|
| | | | | | | | | | | | | | | | | | |
| km | E 2 | E 2 | E 2 | | E 2 | E 2 | | E 2 | E 2 | | E 2 | E 2 | | E 2 | E 2 | | E 2 |
| | ♣ ♣ * | ♣ ♣ * | ♣ ♣ * | | ♣ ♣ * | ♣ ♣ * | | ♣ ♣ * | ♣ ♣ * | | ♣ ♣ * | ♣ ♣ * | | ♣ ♣ * | ♣ ♣ * | | ♣ ♣ * |
| | Ⓣ | Ⓣ | Ⓣ | | Ⓣ | Ⓣ | | Ⓣ | Ⓣ | | Ⓣ | Ⓣ | | Ⓣ | Ⓣ | | Ⓣ |
| 0 JELCZ-LASKOWICE 215 p | 5.11 | | 6.17 | | 7.48 | | 8.53 | | 10.02 | | 11.25 | | 12.33 | | 14.08 | | |
| 2,929 Jelcz Miłoszyce 215 | 5.15 | | 6.20 | | 7.52 | | 8.57 | | 10.06 | | 11.29 | | 12.37 | | 14.11 | | |
| 6,949 Chrzęstawa Mała | 5.19 | | 6.25 | | 7.56 | | 9.01 | | 10.10 | | 11.33 | | 12.41 | | 14.16 | | |
| 9,119 Nadolice Wielkie | 5.23 | | 6.28 | | 7.59 | | 9.03 | | 10.13 | | 11.36 | | 12.44 | | 14.19 | | |
| 11,363 Nadolice Małe | 5.26 | | 6.30 | | 8.02 | | 9.06 | | 10.16 | | 11.38 | | 12.47 | | 14.22 | | |
| 14,323 Dobrzykowice Wrocławskie | 5.29 | | 6.33 | | 8.05 | | 9.08 | | 10.19 | | 11.41 | | 12.49 | | 14.25 | | |
| 15,763 Wrocław Wojnów Wschodni | 5.29 | 5.59 | 6.34 | | 7.26 | 8.05 | 8.51 | 9.09 | 10.19 | | 11.42 | | 12.50 | | 14.25 | | |
| 16,746 Wrocław Wojnów | 5.32 | 6.01 | 6.36 | | 7.28 | 8.07 | 8.53 | 9.11 | 10.21 | | 11.44 | | 12.52 | | 14.27 | | |
| 17,805 Wrocław Strachocin | 5.34 | 6.03 | 6.38 | | 7.30 | 8.09 | 8.55 | 9.13 | 10.23 | | 11.46 | | 12.54 | | 14.29 | | |
| 19,777 Wrocław Swojczyce | 5.36 | 6.04 | 6.40 | | 7.31 | 8.11 | 8.56 | 9.15 | 10.25 | | 11.48 | | 12.56 | | 14.31 | | |
| 20,695 Wrocław Popiele | 5.39 | 6.07 | 6.43 | | 7.34 | 8.14 | 8.59 | 9.22 | 10.29 | | 11.51 | | 12.59 | | 14.41 | | |
| 22,409 Wrocław Kowale | 5.40 | 6.09 | 6.45 | | 7.36 | 8.15 | 9.01 | 9.24 | 10.30 | | 11.53 | | 13.00 | | 14.43 | | |
| 24,330 Wrocław Sołtysowice 200, 204 | 5.43 | 6.11 | 6.47 | | 7.38 | 8.18 | 9.03 | 9.27 | 10.33 | | 11.55 | | 13.03 | | 14.46 | | |
| 28,257 Wrocław Nadodrze 200, 204 | 5.45 | 6.14 | 6.50 | | 7.41 | 8.20 | 9.06 | 9.29 | 10.35 | | 11.58 | | 13.05 | | 14.49 | | |
| 29,642 Wrocław Szczepin 200, 204, 280 | 5.50 | 6.19 | 6.54 | | 7.46 | 8.25 | 9.11 | 9.34 | 10.39 | | 12.02 | | 13.10 | | 14.54 | | |
| 31,191 Wrocław Mikołajów 200, 204, 280 | 5.50 | 6.26 | 6.55 | | 7.53 | 8.26 | 9.14 | 9.38 | 10.40 | | 12.04 | | 13.11 | | 15.00 | | |
| 35,162 WROCLAW GLOWNY 200, 204, 215, 280 | 5.53 | 6.28 | 6.57 | | 7.56 | 8.29 | 9.17 | 9.40 | 10.43 | | 12.07 | | 13.13 | | 15.03 | | |
| | 5.55 | 6.31 | 7.00 | | 7.59 | 8.32 | 9.23 | 9.44 | 10.46 | | 12.11 | | 13.16 | | 15.06 | | |
| | 6.00 | 6.36 | 7.05 | | 8.04 | 8.37 | 9.28 | 9.49 | 10.51 | | 12.15 | | 13.21 | | 15.11 | | |

Pociągi relacji Jelcz-Laskowice - Wrocław Główny kursują jako DKA

205

JELCZ-LASKOWICE - DOBRZYKOWICE WROCLAWSKIE - WROCLAW

Rozkład jazdy wszystkich pociągów na odcinku Jelcz-Laskowice - Jelcz Miłoszyce tabela 215, a na odcinku Wrocław Sołtysowice - Wrocław Główny tabela 200

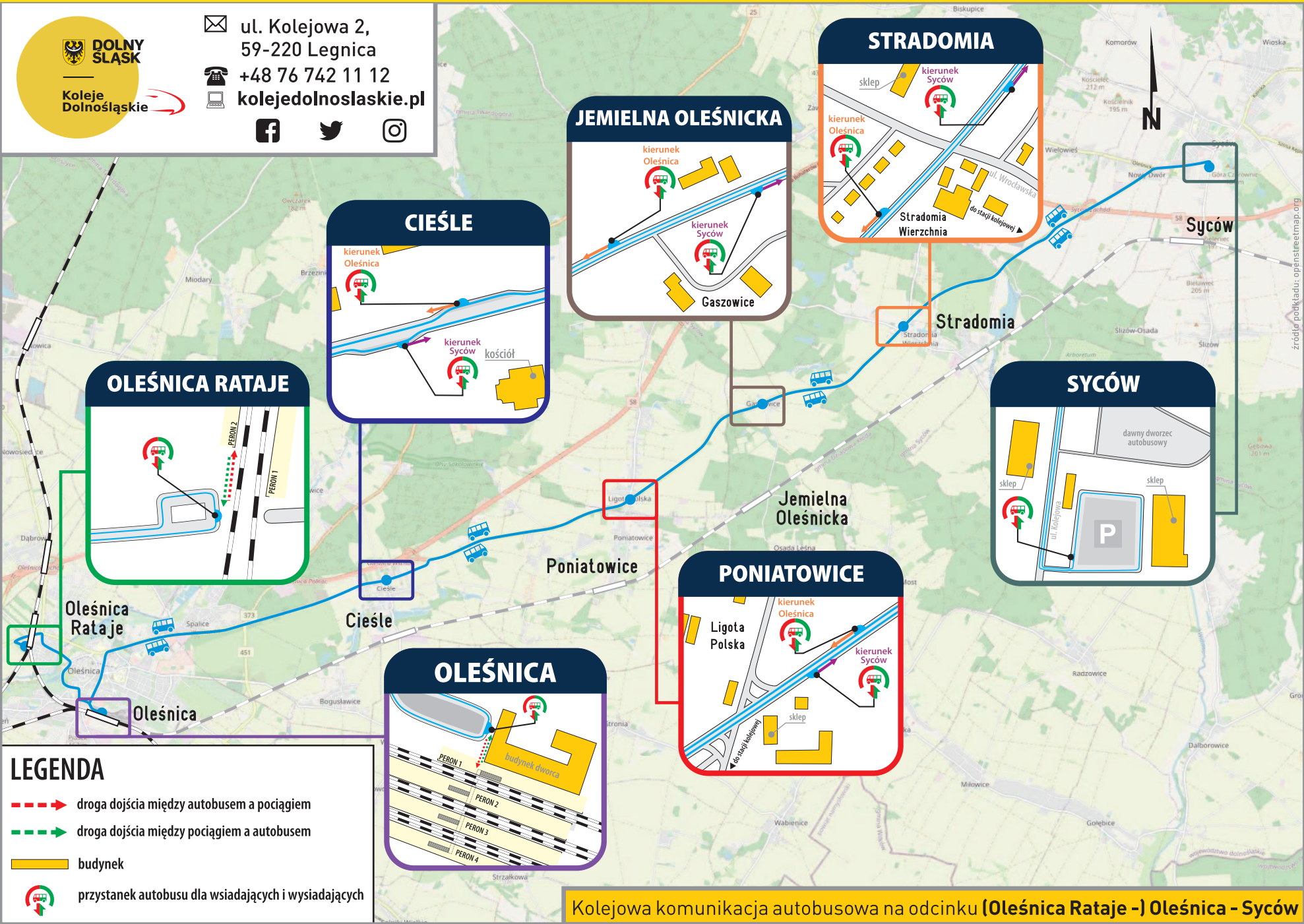
| Informacja o pociągu | D70 | D70 | D70 | D70 | D70 | D70 | D70 | D70 | D70 | D70 | D70 | D70 | | | | |
|---|----------|----------|----------|----------|----------|----------|----------|----------|----------|----------|----------|----------|----------|-------|--|-------|
| | KD-69389 | KD-69366 | KD-69369 | KD-69391 | KD-69370 | KD-69373 | KD-69372 | KD-69393 | KD-69392 | KD-69375 | KD-69377 | KD-69379 | KD-69381 | | | |
| km | E 2 | E 2 | E 2 | E 2 | E 2 | E 2 | E 2 | E 2 | E 2 | E 2 | E 2 | E 2 | E 2 | | | |
| | ↳ 08 * | ↳ 08 * | ↳ 08 * | ↳ 08 * | ↳ 08 * | ↳ 08 * | ↳ 08 * | ↳ 08 * | ↳ 08 * | ↳ 08 * | ↳ 08 * | ↳ 08 * | ↳ 08 * | | | |
| | Ⓣ | Ⓣ | Ⓣ | Ⓣ | Ⓣ | Ⓣ | Ⓣ | Ⓣ | Ⓣ | Ⓣ | Ⓣ | Ⓣ | Ⓣ | | | |
| 0 JELCZ-LASKOWICE 215 p | | 15.21 | | 16.27 | | 17.33 | | 18.40 | | 20.17 | | 21.26 | | 22.35 | | 23.43 |
| 2,929 Jelcz Miłoszyce 215 | | 15.24 | | 16.30 | | 17.36 | | 18.43 | | 20.21 | | 21.30 | | 22.38 | | 23.46 |
| 6,949 Chrzęstawa Mała | | 15.28 | | 16.34 | | 17.40 | | 18.48 | | 20.25 | | 21.34 | | 22.42 | | 23.50 |
| 9,119 Nadolice Wielkie | | 15.31 | | 16.37 | | 17.43 | | 18.51 | | 20.28 | | 21.37 | | 22.45 | | 23.53 |
| 11,363 Nadolice Małe ↓ | | 15.34 | | 16.40 | | 17.46 | | 18.54 | | 20.31 | | 21.39 | | 22.48 | | 23.56 |
| 14,323 Dobrzykowice Wrocławskie p | | 15.37 | | 16.43 | | 17.49 | | 18.57 | | 20.34 | | 21.42 | | 22.51 | | 23.59 |
| | o | 15.21 | 15.37 | 16.43 | 17.11 | 17.49 | 18.57 | 19.45 | 20.35 | 21.43 | 22.51 | 0.00 | | | | |
| 15,763 Wrocław Wojnów Wschodni | | 15.23 | 15.39 | 16.45 | 17.13 | 17.51 | 19.00 | 19.47 | 20.37 | 21.45 | 22.53 | 0.02 | | | | |
| 16,746 Wrocław Wojnów | | 15.25 | 15.41 | 16.47 | 17.15 | 17.53 | 19.02 | 19.49 | 20.40 | 21.47 | 22.55 | 0.04 | | | | |
| 17,805 Wrocław Strachocin | | 15.26 | 15.43 | 16.49 | 17.16 | 17.55 | 19.04 | 19.50 | 20.42 | 21.48 | 22.57 | 0.05 | | | | |
| 19,777 Wrocław Swojczyce | | 15.29 | 15.51 | 17.01 | 17.19 | 18.03 | 19.11 | 19.54 | 20.45 | 21.56 | 23.00 | 0.08 | | | | |
| 20,695 Wrocław Popiele | | 15.31 | 15.52 | 17.03 | 17.21 | 18.04 | 19.13 | 19.55 | 20.47 | 21.58 | 23.02 | 0.10 | | | | |
| 22,409 Wrocław Kowale | | 15.34 | 15.55 | 17.05 | 17.23 | 18.07 | 19.15 | 19.58 | 20.50 | 22.00 | 23.04 | 0.12 | | | | |
| 24,330 Wrocław Sołtysowice 200, 204 ↓ | | 15.37 | 15.57 | 17.08 | 17.27 | 18.09 | 19.18 | 20.01 | 20.53 | 22.03 | 23.07 | 0.15 | | | | |
| 28,257 Wrocław Nadodrze 200, 204 p | | 15.42 | 16.02 | 17.13 | 17.32 | 18.14 | 19.22 | 20.05 | 20.58 | 22.08 | 23.12 | 0.20 | | | | |
| | o | | 16.04 | 17.15 | 17.39 | 18.15 | 19.23 | 20.07 | 21.01 | 22.09 | 23.13 | 0.21 | | | | |
| 29,642 Wrocław Szczepin 200, 204, 280 | | | 16.07 | 17.18 | 17.41 | 18.17 | 19.26 | 20.11 | 21.04 | 22.12 | 23.15 | 0.23 | | | | |
| 31,191 Wrocław Mikołajów 200, 204, 280 ↓ | | | 16.11 | 17.21 | 17.44 | 18.23 | 19.30 | 20.14 | 21.07 | 22.15 | 23.18 | 0.26 | | | | |
| 35,162 WROCLAW GŁÓWNY 200, 204, 215, 280 o | | | 16.16 | 17.26 | 17.49 | 18.29 | 19.35 | 20.19 | 21.13 | 22.20 | 23.23 | 0.31 | | | | |

Pociągi relacji Jelcz-Laskowice - Wrocław Główny kursują jako DKA





| | | 3.29 | 4.30 | 4.20 | 7.05 | 9.02 | 10.59 | 13.26 | 15.20 | 15.46 | 17.45 | 19.51 | |
|------------------------------------|------------------------------------|-------|-------|------|------|-------|-------|-------|-------|-------|-------|--------|-------|
| <i>Wrocław Główny</i> | | 200 o | 200 p | | | | | | | | | | |
| <i>Oleśnica / Oleśnica Rataje*</i> | | 4.04 | 5.03 | 4.56 | 7.44 | 9.43 | 11.37 | 14.03 | 15.58 | 16.23 | 18.24 | 20.28 | |
| Informacja o pociągu | | D81 | D81 | D81 | D81 | D81 | D81 | D81 | D81 | D81 | D81 | D81 | |
| km | | Ⓧ | Ⓧ | Ⓧ | Ⓧ | Ⓧ | Ⓧ | Ⓧ | Ⓧ | Ⓧ | Ⓧ | Ⓧ | |
| 0 | OLEŚNICA RATAJE | 200 o | | | | | | | | | | | |
| 2,730 | OLEŚNICA | 200 p | | | | | | | | | | | |
| 9,276 | Cieśle | o | 4.09 | 5.08 | 5.51 | 7.49 | 9.48 | 11.42 | 14.08 | 16.03 | 16.28 | 18.29 | 20.33 |
| 13,800 | Poniatowice | o | 4.19 | 5.18 | 6.03 | 8.01 | 10.00 | 11.54 | 14.20 | 16.15 | 16.40 | 18.41 | 20.43 |
| 17,211 | Jemielna Oleśnicka | o | 4.25 | 5.24 | 6.09 | 8.07 | 10.06 | 12.00 | 14.26 | 16.21 | 16.46 | 18.47 | 20.49 |
| 22,423 | Stradomia | o | 4.28 | 5.27 | 6.12 | 8.10 | 10.09 | 12.03 | 14.29 | 16.24 | 16.49 | 18.50 | 20.52 |
| 28,136 | SYCÓW | p | 4.31 | 5.30 | 6.15 | 8.13 | 10.12 | 12.06 | 14.32 | 16.27 | 16.52 | 18.53 | 20.55 |
| | | | 4.43 | 5.42 | 6.27 | 8.25 | 10.24 | 12.18 | 14.44 | 16.39 | 17.04 | 19.05 | 21.07 |
| z powrotem | | | | | | | | | | | | | |
| Informacja o pociągu | | D81 | D81 | D81 | D81 | D81 | D81 | D81 | D81 | D81 | D81 | D81 | |
| km | | Ⓧ | Ⓧ | Ⓧ | Ⓧ | Ⓧ | Ⓧ | Ⓧ | Ⓧ | Ⓧ | Ⓧ | Ⓧ | |
| 0 | SYCÓW | o | 5.14 | 6.13 | 6.36 | 8.46 | 11.03 | 13.08 | 15.20 | 17.48 | 19.54 | 21.12 | 21.22 |
| 5,713 | Stradomia | o | 5.23 | 6.22 | 6.45 | 8.55 | 11.12 | 13.17 | 15.29 | 17.57 | 20.03 | 21.21 | 21.31 |
| 10,925 | Jemielna Oleśnicka | o | 5.26 | 6.25 | 6.48 | 8.58 | 11.15 | 13.20 | 15.32 | 18.00 | 20.06 | 21.24 | 21.34 |
| 14,336 | Poniatowice | o | 5.29 | 6.28 | 6.51 | 9.01 | 11.18 | 13.23 | 15.35 | 18.03 | 20.09 | 21.27 | 21.37 |
| 18,860 | Cieśle | o | 5.35 | 6.34 | 6.57 | 9.07 | 11.24 | 13.29 | 15.41 | 18.09 | 20.15 | 21.33 | 21.43 |
| 25,406 | OLEŚNICA | p | 5.47 | 6.46 | 7.12 | 9.22 | 11.39 | 13.44 | 15.56 | 18.24 | 20.30 | 21.45 | 21.55 |
| 28,136 | OLEŚNICA RATAJE | p | | | | | | | | | | 21.46 | |
| | | | | | | | | | | | | 21.56 | |
| | <i>Oleśnica / Oleśnica Rataje*</i> | 200 o | 5.57 | 6.56 | 7.23 | 9.32 | 11.49 | 13.54 | 16.06 | 18.34 | 20.40 | 22.06* | 22.05 |
| | <i>Wrocław Główny</i> | 200 p | 6.36 | 7.38 | 8.04 | 10.13 | 12.26 | 14.30 | 16.41 | 19.12 | 21.18 | 22.43 | 22.43 |



 ul. Kolejowa 2,
 59-220 Legnica
 +48 76 742 11 12
 kolejedolnoslaskie.pl
  



LEGENDA

-  droga dojścia między autobusem a pociągiem
-  droga dojścia między pociągiem a autobusem
-  budynek
-  przystanek autobusu dla wsiadających i wysiadających

Kolejowa komunikacja autobusowa na odcinku **(Oleśnica Rataje -) Oleśnica - Syców**

| | | D7 | | D70 | | D71 | | REGIO | D7 | | D70 | | D7 | | D7 | | D70 | | D7 | |
|----------------------|---------------------------|----------|----------|----------|----------|---------|----------|-------|----------|----------|----------|----------|----------|----------|------|----------|------|--|----|---|
| Informacja o pociągu | | KD-69700 | KD-69700 | KD-69300 | KD-69702 | R-66240 | KD-69704 | | KD-69302 | KD-69706 | KD-69710 | KD-76700 | KD-69712 | KD-69304 | | KD-69714 | | | | |
| km | | E 2 | E 2 | E 2 | E 2 | E 2 | E 2 | | E 2 | E 2 | E 2 | E 2 | E 2 | E 2 | E 2 | E 2 | | | | |
| | | ♣♣* | ♣♣* | ♣♣* | ♣♣* | Ⓣ | ♣♣* | | ♣♣* | ♣♣* | ♣♣* | ♣♣* | ♣♣* | ♣♣* | ♣♣* | ♣♣* | | | | |
| | | 4 | 3 | Ⓣ | Ⓣ | Ⓣ | 2 | | Ⓣ | Ⓣ | Ⓣ | 1 | Ⓣ | | Ⓣ | | | | | |
| 0 | WROCLAW GŁÓWNY | 220 o | 3.46 | 3.53 | | | 4.39 | | 4.58 | | 5.40 | | 6.03 | | 6.41 | | 7.23 | | | |
| 5,315 | Wrocław Brochów | 220 | < | 3.58 | | | 4.44 | | 5.03 | | 5.45 | | 6.08 | | 6.46 | | 7.28 | | | |
| 11,113 | Siechnice | | 4.05 | 4.05 | | | 4.51 | | 5.09 | | 5.55 | | 6.18 | | 6.52 | | 7.33 | | | |
| 15,869 | Zakrzów Kotowice | | 4.09 | 4.09 | | | 4.55 | | 5.13 | | 5.59 | | 6.22 | | 6.56 | | 7.37 | | | |
| 18,367 | Czernica Wrocławska | | 4.13 | 4.13 | | | 5.00 | | 5.18 | | 6.04 | | 6.26 | | 7.00 | | 7.41 | | | |
| 23,185 | Jelcz Miłoszyce | p | 4.16 | 4.16 | | | 5.04 | | 5.21 | | 6.08 | | 6.30 | | 7.04 | | 7.46 | | | |
| | Wrocław Główny | 205 o | < | < | | 4.05 | < | | < | | 4.53 | < | < | | < | | 6.19 | | | < |
| | Wrocław Nadodrze | 205 o | < | < | | 4.16 | < | | < | | 5.04 | < | < | | < | | 6.29 | | | < |
| | Jelcz Miłoszyce | 205 p | < | < | | 4.49 | < | | < | | 5.48 | < | < | | < | | 7.09 | | | < |
| 23,185 | Jelcz Miłoszyce | 205 o | 4.17 | 4.17 | | 4.50 | 5.04 | | 5.22 | | 5.48 | 6.08 | 6.31 | | 7.05 | 7.10 | 7.47 | | | |
| 26,114 | Jelcz-Laskowice | 205 p | 4.21 | 4.21 | | 4.54 | 5.08 | | 5.26 | | 5.52 | 6.12 | 6.35 | | 7.09 | 7.14 | 7.51 | | | |
| 30,693 | Kopalina ▲ | | | | | DKA | 5.08 | | | | DKA | | | | | | DKA | | | |
| 34,470 | Minkowice Oławskie ▲ | | | | | | 5.13 | | | | | | | | | | | | | |
| 39,236 | Biskupice Oławskie | p | | | | | 5.16 | | | | | | | | | | | | | |
| | | o | | | | | 5.21 | | | | | | | | | | | | | |
| 40,268 | Granica Województwa | | | | | | | | 5.26 | | | | | | | | | | | |
| 42,293 | Borucice | | | | | | | | 5.33 | | | | | | | | | | | |
| 45,837 | Rogalice | | | | | | | | 5.39 | | | | | | | | | | | |
| 49,558 | Mąkoszyce | | | | | | | | 5.44 | | | | | | | | | | | |
| 52,778 | Tarnowiec Brzeski | | | | | | | | 5.48 | | | | | | | | | | | |
| 57,812 | Karłowice | | | | | | | | 5.55 | | | | | | | | | | | |
| 65,236 | Popielów | | | | | | | | 6.03 | | | | | | | | | | | |
| 70,758 | Chróścice | | | | | | | | 6.10 | | | | | | | | | | | |
| 74,776 | Dobrzeń Wielki | | | | | | | | 6.16 | | | | | | | | | | | |
| 78,345 | Opole Borki | | | | | | | | 6.22 | | | | | | | | | | | |
| 81,805 | Opole Czarnowąsy | | | | | | | | 6.26 | | | | | | | | | | | |
| 87,107 | Opole Wschodnie | | | | | | | | 6.31 | | | | | | | | | | | |
| 92,347 | OPOLE GŁÓWNE | 220 p | | | | | | | 6.39 | | | | | | | | | | | |

- 1 z Krotoszyna kursuje w Ⓣ, a od Wrocławia Głównego codziennie;
 2 z Oleśnicy kursuje w Ⓣ, a od Wrocławia Głównego codziennie;
 3 kursuje w Ⓣ oprócz 12, 13, 27.III;
 4 kursuje 12, 13, 27.III;

DKA - Dolnośląskie Koleje Aglomeracyjne

215

WROCLAW - SIECHNICE - JELCZ-LASKOWICE - BISKUPICE OŁAWSKIE - OPOLE

| | | | | | | | | | | | | | | | | | | | |
|-----------------------|----------------------------|-----------|------------|------|-----------|------------|--|-------|-------|--|--|--|--|--|--|--|--|-----------|------------|
| <i>Krotoszyn</i> | 200 o | | | | | | | | | | | | | | | | | 11.14 | |
| <i>Milicz</i> | 200 o | ξ 6.43 | | | | | | | | | | | | | | | | 11.31 | |
| <i>Oleśnica</i> | 200 o | < | | | ξ 8.06 | | | | | | | | | | | | | < | |
| <i>Wrocław Główny</i> | 200, 205 p | ξ 7.46 | | | ξ 8.43 | | | | | | | | | | | | | ξ 12.36 | |
| | | D7 | D70 | | D7 | D70 | | | | | | | | | | | | D7 | D70 |
| | | KD-69716 | | | | | | | | | | | | | | | | | |
| Informacja o pociągu | | KD-69718 | KD-69306 | | KD-69720 | KD-69308 | | | | | | | | | | | | KD-76708 | KD-69314 |
| | | E 2 | E 2 | | E 2 | E 2 | | | | | | | | | | | | E 2 | E 2 |
| | | ⊖ ⊗ * | ⊖ ⊗ * | | ⊖ ⊗ * | ⊖ ⊗ * | | | | | | | | | | | | ⊖ ⊗ * | ⊖ ⊗ * |
| | | Ⓜ | | | Ⓜ | Ⓜ | | | | | | | | | | | | Ⓜ | Ⓜ |
| km | | | | | | | | | | | | | | | | | | | |
| 0 | WROCLAW GŁÓWNY | 220 o | 7.54 | | ξ 8.51 | | | | | | | | | | | | | ξ 12.51 | |
| 5,315 | Wrocław Brochów | 220 o | 7.59 | | ξ 8.56 | | | | | | | | | | | | | ξ 12.57 | |
| 11,113 | Siechnice | | 8.05 | | ξ 9.07 | | | | | | | | | | | | | ξ 13.03 | |
| 15,869 | Zakrzów Kotowice | | 8.09 | | ξ 9.11 | | | | | | | | | | | | | ξ 13.07 | |
| 18,367 | Czernica Wrocławska | ↓ | 8.13 | | ξ 9.15 | | | | | | | | | | | | | ξ 13.11 | |
| 23,185 | Jelcz Miłoszyce | p | 8.17 | | ξ 9.18 | | | | | | | | | | | | | ξ 13.15 | |
| | <i>Wrocław Główny</i> | 205 o | < | 7.30 | < | ξ 8.52 | | < | 10.04 | | | | | | | | | ξ 11.26 | 13.05 |
| | <i>Wrocław Nadodrze</i> | 205 o | < | 7.41 | < | ξ 9.07 | | < | 10.15 | | | | | | | | | ξ 11.37 | 13.16 |
| | <i>Jelcz Miłoszyce</i> | 205 p | < | 8.21 | < | ξ 9.41 | | < | 10.52 | | | | | | | | | ξ 12.14 | 13.49 |
| 23,185 | Jelcz Miłoszyce | 205 o | 8.18 | 8.21 | ξ 9.19 | ξ 9.42 | | 10.33 | 10.53 | | | | | | | | | ξ 12.15 | 13.50 |
| 26,114 | Jelcz-Laskowice | 205 p | 8.22 | 8.25 | ξ 9.23 | ξ 9.46 | | 10.37 | 10.57 | | | | | | | | | ξ 12.19 | 13.54 |
| 30,693 | Kopalina ▲ | | | | | | | | | | | | | | | | | | |
| 34,470 | Minkowice Oławskie ▲ | ↓ | | | | | | | | | | | | | | | | | |
| 39,236 | Biskupice Oławskie | p | | | | | | | | | | | | | | | | | |
| 40,268 | <i>Granica Województwa</i> | o | | | | | | | | | | | | | | | | | |
| 42,293 | Borucice | | | | | | | | | | | | | | | | | | |
| 45,837 | Rogalice | | | | | | | | | | | | | | | | | | |
| 49,558 | Mąkoszyce | | | | | | | | | | | | | | | | | | |
| 52,778 | Tarnowiec Brzeski | | | | | | | | | | | | | | | | | | |
| 57,812 | Karłowice | | | | | | | | | | | | | | | | | | |
| 65,236 | Popielów | | | | | | | | | | | | | | | | | | |
| 70,758 | Chróścice | | | | | | | | | | | | | | | | | | |
| 74,776 | Dobrzeń Wielki | | | | | | | | | | | | | | | | | | |
| 78,345 | Opole Borki | | | | | | | | | | | | | | | | | | |
| 81,805 | Opole Czarnowąsy | | | | | | | | | | | | | | | | | | |
| 87,107 | Opole Wschodnie | ↓ | | | | | | | | | | | | | | | | | |
| 92,347 | OPOLE GŁÓWNE | 220 p | | | | | | | | | | | | | | | | | |

Ⓜ z Milicza kursuje w Ⓜ jako KD-69716 **SZCZUPAK**, a w © z Wrocławia Głównego jako KD-69718;

DKA - Dolnośląskie Koleje Aglomeracyjne

| | | D7 | D7 | D70 | D7 | D7 | D70 | D71 | D7 | REGIO | D7/71 | D70 | D71 | D70 |
|----------------------|------------------------------|------------------------|-----------------------------|------------------------|-----------------------------|------------------------|-----------------------------|-----------------------------|-----------------------------|---------------------|-----------------------------|------------------------|-----------------------------|-----------------------------|
| Informacja o pociągu | | KD-69726 E 2 ♣♣* | KD-69728 E 2 ♣♣* Ⓢ | KD-69316 E 2 ♣♣* | KD-69730 E 2 ♣♣* Ⓢ | KD-60732 E 2 ♣♣* | KD-69318 E 2 ♣♣* Ⓢ | KD-69732 E 2 ♣♣* Ⓢ | KD-69734 E 2 ♣♣* Ⓢ | R-66242 E 2 Ⓢ | KD-69736 E 2 ♣♣* Ⓢ | KD-69320 E 2 ♣♣* | KD-69738 E 2 ♣♣* Ⓢ | KD-69322 E 2 ♣♣* Ⓢ |
| km | | | | | | | | | | | | | | |
| 0 | WROCLAW GŁÓWNY 220 o | 13.52 | ≈ 14.19 | | ≈ 14.45 | 15.25 | | ≈ 15.49 | | ≈ 16.18 | | | ≈ 17.32 | |
| 5,315 | Wrocław Brochów 220 | 13.57 | ≈ 14.24 | | ≈ 14.50 | 15.30 | | ≈ 15.54 | | ≈ 16.23 | | | ≈ 17.37 | |
| 11,113 | Siechnice | 14.03 | ≈ 14.30 | | ≈ 14.57 | 15.35 | | ≈ 16.01 | | ≈ 16.29 | | | ≈ 17.43 | |
| 15,869 | Zakrzów Kotowice | 14.07 | ≈ 14.34 | | ≈ 15.01 | 15.39 | | ≈ 16.05 | | ≈ 16.33 | | | ≈ 17.47 | |
| 18,367 | Czernica Wrocławska | 14.12 | ≈ 14.39 | | ≈ 15.06 | 15.44 | | ≈ 16.10 | | ≈ 16.37 | | | ≈ 17.51 | |
| 23,185 | Jelcz Miłoszyce p | 14.16 | ≈ 14.43 | | ≈ 15.11 | 15.48 | | ≈ 16.14 | | ≈ 16.41 | | | ≈ 17.55 | |
| | Wrocław Główny 205 o | < | < | 14.15 | < | < | ≈ 15.26 | < | < | < | < | 16.28 | < | ≈ 17.35 |
| | Wrocław Nadodrze 205 o | < | < | 14.26 | < | < | ≈ 15.37 | < | < | < | < | 16.43 | < | ≈ 17.49 |
| | Jelcz Miłoszyce 205 p | < | < | 15.00 | < | < | ≈ 16.11 | < | < | < | < | 17.17 | < | ≈ 18.23 |
| 23,185 | Jelcz Miłoszyce 205 o | 14.16 | ≈ 14.44 | 15.00 | ≈ 15.11 | 15.48 | ≈ 16.11 | ≈ 16.15 | | ≈ 16.41 | | 17.13 | 17.17 | ≈ 17.55 |
| 26,114 | Jelcz-Laskowice 205 p | 14.20 | ≈ 14.48 | 15.04 | ≈ 15.15 | 15.53 | ≈ 16.15 | ≈ 16.19 | | ≈ 16.46 | | 17.17 | 17.21 | ≈ 17.59 |
| 30,693 | Kopalina ▲ | | | DKA | | | DKA | ≈ 16.20 | | | | ≈ 17.18 | | ≈ 17.59 |
| 34,470 | Minkowice Oławskie ▲ | | | DKA | | | DKA | ≈ 16.24 | | | | ≈ 17.23 | DKA | ≈ 18.04 |
| 39,236 | Biskupice Oławskie p | | | | | | | ≈ 16.28 | | | | ≈ 17.27 | | ≈ 18.08 |
| 40,268 | Granica Województwa | | | | | | | ≈ 16.33 | | | | ≈ 17.31 | | ≈ 18.12 |
| 42,293 | Borucice | | | | | | | | | ≈ 17.17 | | | | |
| 45,837 | Rogalice | | | | | | | | | ≈ 17.24 | | | | |
| 49,558 | Mąkoszyce | | | | | | | | | ≈ 17.30 | | | | |
| 52,778 | Tarnowiec Brzeski | | | | | | | | | ≈ 17.35 | | | | |
| 57,812 | Karłowice | | | | | | | | | ≈ 17.40 | | | | |
| 65,236 | Popielów | | | | | | | | | ≈ 17.46 | | | | |
| 70,758 | Chróścice | | | | | | | | | ≈ 17.55 | | | | |
| 74,776 | Dobrzeń Wielki | | | | | | | | | ≈ 18.02 | | | | |
| 78,345 | Opole Borki | | | | | | | | | ≈ 18.07 | | | | |
| 81,805 | Opole Czarnowąsy | | | | | | | | | ≈ 18.14 | | | | |
| 87,107 | Opole Wschodnie | | | | | | | | | ≈ 18.18 | | | | |
| 92,347 | OPOLE GŁÓWNE 220 p | | | | | | | | | ≈ 18.22 | | | | |
| | | | | | | | | | | ≈ 18.31 | | | | |

Ⓢ do Jelcza-Laskowic kursuje codziennie, a do Biskupic Oławskich w ©;

DKA - Dolnośląskie Koleje Aglomeracyjne

215

WROCLAW - SIECHNICE - JELCZ-LASKOWICE - BISKUPICE OŁAWSKIE - OPOLE

| | | | | | | | | | | | | | | | | | | |
|-----------------------|----------------------------|--------------------------|-------|--------------------------|--|-------------------------------|--|-------------------------------|------------|--|--|-------------------------------|--------------------------|--|--|--|--------------------------------------|--------------------------|
| <i>Krotoszyn</i> | 200 o | | | | | 18.08 | | | | | | | | | | | 21.12 | |
| <i>Milicz</i> | 200 o | | | | | 18.32 | | | | | | | | | | | 21.30 | |
| <i>Oleśnica</i> | 200 o | | | | | < | | | | | | | | | | | < | |
| <i>Wrocław Główny</i> | 200, 205 p | | | | | 19.45 | | | | | | | | | | | 22.33 | |
| | | D7 | | D70 | | D7 | | D70 | | D7 | | D7 | D70 | | | | D7 | D70 |
| Informacja o pociągu | | KD-69740 E 2 ♣ ♣ * | | KD-69324 E 2 ♣ ♣ * | | KD-76716 E 2 ♣ ♣ * Ⓣ | | KD-69326 E 2 ♣ ♣ * Ⓣ | | KD-69742 KD-69744 E 2 ♣ ♣ * 1 | | KD-69746 E 2 ♣ ♣ * Ⓣ | KD-69328 E 2 ♣ ♣ * | | | | KD-76720 E 2 ♣ ♣ * 2 | KD-69330 E 2 ♣ ♣ * |
| km | | | | | | | | | | | | | | | | | | |
| 0 | WROCLAW GŁÓWNY | 220 o | 18.32 | | | 19.51 | | | | 20.50 | | | | | | | 22.56 | |
| 5,315 | Wrocław Brochów | 220 o | 18.37 | | | 19.57 | | | | 20.55 | | | | | | | 23.01 | |
| 11,113 | Siechnice | | 18.43 | | | 20.03 | | | | 21.01 | | | | | | | 23.07 | |
| 15,869 | Zakrzów Kotowice | | 18.47 | | | 20.07 | | | | 21.05 | | | | | | | 23.11 | |
| 18,367 | Czernica Wrocławska | ↓ | 18.51 | | | 20.11 | | | | 21.09 | | | | | | | 23.15 | |
| 23,185 | Jelcz Miłoszyce | p | 18.55 | | | 20.14 | | | | 21.13 | | | | | | | 23.19 | |
| | <i>Wrocław Główny</i> | 205 o | < | 18.46 | | < | | | 20.00 | < | | | | | | | < | 22.34 |
| | <i>Wrocław Nadodrze</i> | 205 o | < | 18.58 | | < | | | 20.11 | < | | | | | | | < | 22.45 |
| | <i>Jelcz Miłoszyce</i> | 205 p | < | 19.31 | | < | | | 20.49 | < | | | | | | | < | 23.24 |
| 23,185 | Jelcz Miłoszyce | 205 o | 18.55 | 19.32 | | 20.15 | | | 20.49 | 21.14 | | | | | | | 23.20 | 23.25 |
| 26,114 | Jelcz-Laskowice | 205 p | 18.59 | 19.37 | | 20.19 | | | 20.54 | 21.18 | | | | | | | 23.24 | 23.29 |
| 30,693 | Kopalina ▲ | | | | | | | | | | | | | | | | | |
| 34,470 | Minkowice Oławskie ▲ | ↓ | | DKA | | WIDAWA | | | DKA | KARP | | | | | | | AMUR | DKA |
| 39,236 | Biskupice Oławskie | p | | | | | | | | | | | | | | | | |
| 40,268 | <i>Granica Województwa</i> | o | | | | | | | | | | | | | | | | |
| 42,293 | Borucice | | | | | | | | | | | | | | | | | |
| 45,837 | Rogalice | | | | | | | | | | | | | | | | | |
| 49,558 | Mąkoszyce | | | | | | | | | | | | | | | | | |
| 52,778 | Tarnowiec Brzeski | | | | | | | | | | | | | | | | | |
| 57,812 | Karłowice | | | | | | | | | | | | | | | | | |
| 65,236 | Popielów | | | | | | | | | | | | | | | | | |
| 70,758 | Chróścice | | | | | | | | | | | | | | | | | |
| 74,776 | Dobrzeń Wielki | | | | | | | | | | | | | | | | | |
| 78,345 | Opole Borki | | | | | | | | | | | | | | | | | |
| 81,805 | Opole Czarnowąsy | | | | | | | | | | | | | | | | | |
| 87,107 | Opole Wschodnie | ↓ | | | | | | | | | | | | | | | | |
| 92,347 | OPOLE GŁÓWNE | 220 p | | | | | | | | | | | | | | | | |

1 z Milicza kursuje w Ⓣ jako KD-69742 **KARP**, a w Ⓣ z Wrocławia Głównego jako KD-69744;
2 w Ⓣ Krotoszyn odj. 21.21, Milicz 21.38, Wrocław Główny przyj. 22.43;

DKA - Dolnośląskie Koleje Aglomeracyjne

| Informacja o pociągu | | D7 | D70 | D7 | REGIO | D71 | D70 | D7 | D7 | D7 | D7 | D70 | D7 |
|----------------------|----------------------------------|--------------------------|--------------------------|--------------------------|---------------------|--------------------------|--------------------------|--------------------------------------|----|--------------------------|--------------------------|--------------------------|--------------------------|
| | | KD-69753 E 2 ♣ ♣ * | KD-69351 E 2 ♣ ♣ * | KD-67751 E 2 ♣ ♣ * | R-66263 E 2 Ⓢ | KD-69755 E 2 ♣ ♣ * | KD-69353 E 2 ♣ ♣ * | KD-69761 KD-69757 E 2 ♣ ♣ * | | KD-69763 E 2 ♣ ♣ * | KD-69765 E 2 ♣ ♣ * | KD-69355 E 2 ♣ ♣ * | KD-69767 E 2 ♣ ♣ * |
| km | | | | | | | | | | | | | |
| 0 | OPOLE GŁÓWNE 220 o | | | | | 4.00 | | | | | | | |
| 5,240 | Opole Wschodnie | | | | | 4.08 | | | | | | | |
| 10,542 | Opole Czarnowasy | | | | | 4.13 | | | | | | | |
| 14,002 | Opole Borki | | | | | 4.16 | | | | | | | |
| 17,571 | Dobrzeń Wielki | | | | | 4.24 | | | | | | | |
| 21,589 | Chróstcice | | | | | 4.31 | | | | | | | |
| 27,111 | Popielów | | | | | 4.41 | | | | | | | |
| 34,535 | Karłowice | | | | | 4.54 | | | | | | | |
| 39,569 | Tarnowiec Brzeski | | | | | 4.59 | | | | | | | |
| 42,789 | Mąkoszyce | | | | | 5.03 | | | | | | | |
| 46,510 | Rogalice | | | | | 5.08 | | | | | | | |
| 50,054 | Borucice | | | | | 5.12 | | | | | | | |
| 52,079 | <i>Granica Województwa</i> | | | | | | | | | | | | |
| 53,111 | Biskupice Oławskie p | | | | BARYCZ | 5.16 | | | | | | | |
| 57,877 | Minkowice Oławskie ▲ | KARP | DKA | | | 5.45 | | | | | | DKA | |
| 61,654 | Kopalina ▲ | | | | | 5.50 | DKA | | | | | | |
| 66,233 | Jelcz-Laskowice 205 p | | | | | 5.54 | | | | | | | |
| 69,162 | Jelcz Miłoszyce 205 p | | | | | 5.58 | | | | | | | |
| | <i>Jelcz Miłoszyce</i> 205 o | 4.33 | 5.11 | 5.38 | | 5.59 | 6.17 | 6.24 | | 6.57 | 7.37 | 7.48 | 8.11 |
| | <i>Wrocław Nadodrze</i> 205 p | 4.36 | 5.14 | 5.41 | | 6.02 | 6.20 | 6.27 | | 7.00 | 7.40 | 7.51 | 8.14 |
| | <i>Wrocław Główny</i> 205 p | < | 5.15 | < | | < | 6.20 | < | | < | < | 7.52 | < |
| | | < | 5.50 | < | | < | 6.54 | < | | < | < | 8.25 | < |
| | | < | 6.00 | < | | < | 7.05 | < | | < | < | 8.37 | < |
| 69,162 | Jelcz Miłoszyce o | 4.36 | | 5.41 | | 6.02 | | 6.27 | | 7.01 | 7.40 | | 8.14 |
| 73,980 | Czernica Wrocławska | 4.40 | | 5.46 | | 6.07 | | 6.32 | | 7.06 | 7.45 | | 8.20 |
| 76,478 | Zakrzów Kotowice | 4.44 | | 5.49 | | 6.11 | | 6.36 | | 7.09 | 7.49 | | 8.24 |
| 81,234 | Siechnice | 4.54 | | 5.54 | | 6.16 | | 6.40 | | 7.15 | 7.53 | | 8.29 |
| 87,032 | Wrocław Brochów 220 ↓ | 5.00 | | 6.00 | | 6.22 | | 6.46 | | 7.20 | 7.58 | | 8.35 |
| 92,347 | WROCŁAW GŁÓWNY 220 p | 5.05 | | 6.05 | | 6.28 | | 6.51 | | 7.26 | 8.04 | | 8.40 |
| | <i>Wrocław Główny</i> 200, 205 o | 5.08 | | 6.09 | | | | 7.05 | | | | | |
| | <i>Oleśnica</i> 200 p | < | | < | | | | 7.44 | | | | | |
| | <i>Milicz</i> 200 p | 6.09 | | 7.21 | | | | | | | | | |
| | <i>Krotoszyn</i> 200 p | | | 7.49 | | | | | | | | | |

♣ do Wrocławia Głównego kursuje codziennie, a do Oleśnicy w Ⓢ;

DKA - Dolnośląskie Koleje Aglomeracyjne

215

OPOLE - BISKUPICE OŁAWSKIE - JELCZ-LASKOWICE - SIECHNICE - WROCLAW

| Informacja o pociągu | D7 | D70 | | D7 | D70 | | | D7 | D70 | | | D71 | D70 | | | D7 | D70 |
|----------------------|----------------------------|------------|------|------|---------|---------|-------|-------|-------|--|-------|---------|-----|--|--|---------|-------|
| | | | | | | | | | | | | | | | | | |
| km | | | | | | | | | | | | | | | | | |
| 0 | OPOLE GŁÓWNE | 220 o | | | | | | | | | | | | | | | |
| 5,240 | Opole Wschodnie | | | | | | | | | | | | | | | | |
| 10,542 | Opole Czarnowąsy | | | | | | | | | | | | | | | | |
| 14,002 | Opole Borki | | | | | | | | | | | | | | | | |
| 17,571 | Dobrzeń Wielki | | | | | | | | | | | | | | | | |
| 21,589 | Chróścice | | | | | | | | | | | | | | | | |
| 27,111 | Popielów | | | | | | | | | | | | | | | | |
| 34,535 | Karłowice | | | | | | | | | | | | | | | | |
| 39,569 | Tarnowiec Brzeski | | | | | | | | | | | | | | | | |
| 42,789 | Mąkoszyce | | | | | | | | | | | | | | | | |
| 46,510 | Rogalice | | | | | | | | | | | | | | | | |
| 50,054 | Borucice | | | | | | | | | | | | | | | | |
| 52,079 | <i>Granica Województwa</i> | ↓ | | | | | | | | | | | | | | | |
| 53,111 | Biskupice Oławskie | p | | | | | | | | | | | | | | | |
| 57,877 | Minkowice Oławskie ▲ | o | | | | | | | | | | 12.16 | | | | | |
| 61,654 | Kopalina ▲ | ↓ | | | | | | | | | | 12.20 | | | | | |
| 66,233 | Jelcz-Laskowice | 205 p | | | | | | | | | | 12.24 | | | | | |
| 69,162 | Jelcz Miłoszyce | 205 o | 8.48 | 8.53 | ≈ 9.42 | ≈ 10.02 | | 11.02 | 11.25 | | 12.28 | | | | | | |
| | <i>Jelcz Miłoszyce</i> | 205 o | < | 8.57 | < | ≈ 10.06 | | < | 11.29 | | < | ≈ 12.37 | | | | < | 14.11 |
| | <i>Wrocław Nadodrze</i> | 205 p | < | 9.34 | < | ≈ 10.39 | | < | 12.02 | | < | ≈ 13.10 | | | | < | 14.54 |
| | <i>Wrocław Główny</i> | 205 p | < | 9.49 | < | ≈ 10.51 | | < | 12.15 | | < | ≈ 13.21 | | | | < | 15.11 |
| 69,162 | Jelcz Miłoszyce | o | 8.51 | | ≈ 9.46 | | 11.05 | | | | 12.32 | | | | | ≈ 13.38 | |
| 73,980 | Czernica Wrocławska | | 8.56 | | ≈ 9.50 | | 11.10 | | | | 12.37 | | | | | ≈ 13.43 | |
| 76,478 | Zakrzów Kotowice | | 9.00 | | ≈ 9.54 | | 11.14 | | | | 12.40 | | | | | ≈ 13.47 | |
| 81,234 | Siechnice | | 9.05 | | ≈ 9.58 | | 11.18 | | | | 12.46 | | | | | ≈ 13.51 | |
| 87,032 | Wrocław Brochów | 220 ↓ | 9.10 | | ≈ 10.04 | | 11.23 | | | | 12.52 | | | | | ≈ 13.57 | |
| 92,347 | WROCLAW GŁÓWNY | 220 p | 9.16 | | ≈ 10.10 | | 11.29 | | | | 12.57 | | | | | ≈ 14.02 | |
| | <i>Wrocław Główny</i> | 200, 205 o | | | | | 11.41 | | | | | | | | | | |
| | <i>Oleśnica</i> | 200 p | | | | | < | | | | | | | | | | |
| | <i>Milicz</i> | 200 p | | | | | 12.46 | | | | | | | | | | |
| | <i>Krotoszyn</i> | 200 p | | | | | 13.04 | | | | | | | | | | |

DKA - Dolnośląskie Koleje Aglomeracyjne

| Informacja o pociągu | D7 | D7 | D70 | D7 | D70 | D7 | D7 | D7 | REGIO | D71 | D70 | D71/7 | D70 | D71 |
|-----------------------------------|--------------------------|--------------------------|--------------------------|--------------------------|--------------------------|--------------------------|--------------------------|---------------------|--------------------------|--------------------------|--------------------------------------|--------------------------|--------------------------|-------|
| | KD-67761 E 2 ↳ ⚡ * | KD-69777 E 2 ↳ ⚡ * | KD-69367 E 2 ↳ ⚡ * | KD-69779 E 2 ↳ ⚡ * | KD-69369 E 2 ↳ ⚡ * | KD-69781 E 2 ↳ ⚡ * | KD-69783 E 2 ↳ ⚡ * | R-66217 E 2 Ⓢ | KD-69787 E 2 ↳ ⚡ * | KD-69371 E 2 ↳ ⚡ * | KD-69789 KD-60789 E 2 ↳ ⚡ * | KD-69373 E 2 ↳ ⚡ * | KD-69791 E 2 ↳ ⚡ * | |
| km | | | | | | | | | | | | | | |
| 0 OPOLE GŁÓWNE | 220 o | | | | | | | | 15.44 | | | | | |
| 5,240 Opole Wschodnie | | | | | | | | | 15.52 | | | | | |
| 10,542 Opole Czarnowąsy | | | | | | | | | 15.57 | | | | | |
| 14,002 Opole Borki | | | | | | | | | 16.01 | | | | | |
| 17,571 Dobrzeń Wielki | | | | | | | | | 16.09 | | | | | |
| 21,589 Chróścice | | | | | | | | | 16.16 | | | | | |
| 27,111 Popielów | | | | | | | | | 16.25 | | | | | |
| 34,535 Karłowice | | | | | | | | | 16.38 | | | | | |
| 39,569 Tarnowiec Brzeski | | | | | | | | | 16.43 | | | | | |
| 42,789 Mąkoszyce | | | | | | | | | 16.47 | | | | | |
| 46,510 Rogalice | | | | | | | | | 16.52 | | | | | |
| 50,054 Borucice | | | | | | | | | 16.56 | | | | | |
| 52,079 <i>Granica Województwa</i> | | | | | | | | | | | | | | |
| 53,111 Biskupice Oławskie | p o | | | | | | | | 17.00 | | | | | |
| 57,877 Minkowice Oławskie ▲ | | | <i>DKA</i> | | <i>DKA</i> | | | | | 17.12 | | 17.48 | <i>DKA</i> | 18.34 |
| 61,654 Kopalina ▲ | | | | | | | | | | 17.16 | <i>DKA</i> | 17.52 | | 18.38 |
| 66,233 Jelcz-Laskowice | 205 p o | 14.37 | 15.01 | 15.21 | 15.40 | 16.27 | 16.34 | 17.03 | | 17.20 | <i>DKA</i> | 17.56 | <i>DKA</i> | 18.42 |
| 69,162 Jelcz Miłoszyce | 205 p | 14.40 | 15.04 | 15.24 | 15.43 | 16.30 | 16.37 | 17.06 | | 17.24 | | 18.00 | | 18.46 |
| <i>Jelcz Miłoszyce</i> | 205 o | < | < | 15.24 | < | 16.30 | < | < | | < | | 17.36 | < | 18.43 |
| <i>Wrocław Nadodrze</i> | 205 p | < | < | 16.02 | < | 17.13 | < | < | | < | | 18.14 | < | 19.22 |
| <i>Wrocław Główny</i> | 205 p | < | < | 16.16 | < | 17.26 | < | < | | < | | 18.29 | < | 19.35 |
| 69,162 Jelcz Miłoszyce | o | 14.40 | 15.05 | | 15.43 | | 16.37 | 17.07 | | 17.28 | | 18.04 | | 18.50 |
| 73,980 Czernica Wrocławska | | 14.45 | 15.09 | | 15.48 | | 16.41 | 17.12 | | 17.32 | | 18.09 | | 18.54 |
| 76,478 Zakrzów Kotowice | | 14.49 | 15.13 | | 15.52 | | 16.45 | 17.16 | | 17.36 | | 18.13 | | 18.58 |
| 81,234 Siechnice | | 14.59 | 15.17 | | 16.03 | | 16.49 | 17.20 | | 17.51 | | 18.17 | | 19.02 |
| 87,032 Wrocław Brochów | 220 ↓ | 15.05 | 15.23 | | 16.09 | | 16.55 | 17.26 | | 17.58 | | 18.23 | | 19.08 |
| 92,347 WROCŁAW GŁÓWNY | 220 p | 15.11 | 15.28 | | 16.15 | | 17.01 | 17.31 | | 18.04 | | 18.28 | | 19.13 |
| <i>Wrocław Główny</i> | 200, 205 o | 15.20 | | | | | | | | | | | | |
| <i>Oleśnica</i> | 200 p | 15.58 | | | | | | | | | | | | |
| <i>Milicz</i> | 200 p | 16.56 | | | | | | | | | | | | |
| <i>Krotoszyn</i> | 200 p | 17.14 | | | | | | | | | | | | |

■ z Biskupic Oławskich kursuje w ©, a od Jelcza-Laskowic codziennie;

DKA - Dolnośląskie Koleje Aglomeracyjne

215

OPOLE - BISKUPICE OŁAWSKIE - JELCZ-LASKOWICE - SIECHNICE - WROCLAW

| Informacja o pociągu | D7 | D70 | D7 | D70 | D7 | D70 | D7 | D70 | D7 | D70 | D7 | D70 | D7 | D7 | D70 |
|----------------------|--|-------|-------|-----|-------|-------|----|-------|-------|-----|-------|-------|----|-------|-------|
| | | | | | | | | | | | | | | | |
| km | | | | | | | | | | | | | | | |
| 0 | OPOLE GŁÓWNE | 220 o | | | | | | | | | | | | | |
| 5,240 | Opole Wschodnie | | | | | | | | | | | | | | |
| 10,542 | Opole Czarnowąsy | | | | | | | | | | | | | | |
| 14,002 | Opole Borki | | | | | | | | | | | | | | |
| 17,571 | Dobrzeń Wielki | | | | | | | | | | | | | | |
| 21,589 | Chróścice | | | | | | | | | | | | | | |
| 27,111 | Popielów | | | | | | | | | | | | | | |
| 34,535 | Karłowice | | | | | | | | | | | | | | |
| 39,569 | Tarnowiec Brzeski | | | | | | | | | | | | | | |
| 42,789 | Mąkoszyce | | | | | | | | | | | | | | |
| 46,510 | Rogalice | | | | | | | | | | | | | | |
| 50,054 | Borucice | | | | | | | | | | | | | | |
| 52,079 | <i>Granica Województwa</i> | ↓ | | | | | | | | | | | | | |
| 53,111 | Biskupice Oławskie | p | | | | | | | | | | | | | |
| 57,877 | Minkowice Oławskie ▲ | o | | | | | | | | | | | | | |
| 61,654 | Kopalina ▲ | ↓ | | | | | | | | | | | | | |
| 66,233 | Jelcz-Laskowice | 205 p | | | | | | | | | | | | | |
| 69,162 | Jelcz Miłoszyce | 205 p | 19.35 | | 20.17 | 20.39 | | 21.26 | 21.38 | | 22.29 | 22.35 | | 23.36 | 23.43 |
| | <i>Jelcz Miłoszyce</i> | 205 o | 19.38 | | 20.20 | 20.41 | | 21.29 | 21.41 | | 22.32 | 22.38 | | 23.39 | 23.46 |
| | <i>Wrocław Nadodrze</i> | 205 p | < | | 20.21 | < | | 21.30 | < | | < | 22.38 | | < | 23.46 |
| | <i>Wrocław Główny</i> | 205 p | < | | 20.58 | < | | 22.08 | < | | < | 23.12 | | < | 0.20 |
| | | | < | | 21.13 | < | | 22.20 | < | | < | 23.23 | | < | 0.31 |
| 69,162 | Jelcz Miłoszyce | o | 19.39 | | | 20.42 | | | 21.41 | | | 22.32 | | | 23.39 |
| 73,980 | Czernica Wrocławska | | 19.43 | | | 20.48 | | | 21.46 | | | 22.37 | | | 23.43 |
| 76,478 | Zakrzów Kotowice | | 19.47 | | | 20.52 | | | 21.50 | | | 22.41 | | | 23.47 |
| 81,234 | Siechnice | | 19.51 | | | 21.04 | | | 22.00 | | | 22.46 | | | 23.51 |
| 87,032 | Wrocław Brochów | 220 ↓ | 19.57 | | | 21.10 | | | 22.06 | | | 22.52 | | | 23.57 |
| 92,347 | WROCLAW GŁÓWNY | 220 p | 20.03 | | | 21.15 | | | 22.11 | | | 22.57 | | | 0.03 |
| | <i>Wrocław Główny 200, 240, 260, 280 o</i> | | | | | | | | | | | 23.08 | | | |
| | <i>Oleśnica 200 p</i> | | | | | | | | | | | 23.45 | | | |
| | <i>Milicz 200 p</i> | | | | | | | | | | | 0.35 | | | |
| | <i>Krotoszyn 200 p</i> | | | | | | | | | | | 0.53 | | | |

- 1 kursuje codziennie oprócz 11/12, 12/13, 26/27 - 28/29.III;
 2 kursuje ①/② - ⑤/⑥ oprócz 6/7.IV, 1/2.V, 4/5.VI;
 3 kursuje 11/12, 12/13, 26/27 - 28/29.III;

DKA - Dolnośląskie Koleje Aglomeracyjne

| | | | | | | | | | | | | | | | | | | | | | | | |
|---|--|-------------------------------------|-------------------------------------|-------------------------------------|-------------|-------------------------------------|-------------------------------------|--|-------------------------------------|----------------------------|----------------------------|--|-------------------------------------|----------------------------|--|----------------------------|----------------------------|----------------------------|----------------------------|----------------------------|----------------------------|----------------------------|--|
| Świnoujście / Hel* | o | | | | | 21.26 | 21.26 | | | | | | | | | | | | | | | 21.26 | |
| Szczecin Główny / Kudowa-Zdrój* | o | | | | | 22.57 | 22.57 | | | | | | | | | | | | | | | 22.57 | |
| Gdynia Główna / Ustka* | o | | | | | < | < | | | | | | | | | | | | | | | < | |
| Kołobrzeg / Słupsk* | o | | | | | < | < | | | | | | | | | | | | | | | < | |
| Berlin Hauptbahnhof / Zgorzelec* | o | | | | | 20.21 | 20.21 | | | | | | | | | | | | | | | 20.00 | |
| Zielona Góra Gł. / Szklarska Por. Grn.* | 265 o | | | | | < | < | | | | | | | | | | | | | | | < | |
| Poznań Główny / Jelenia Góra* | o | | | | | 1.30 | 1.30 | | | | | | | | | | | | | | | 1.30 | |
| Wrocław Główny | 200, 240, 260, 265, 280 p | | | | | 2.58 | 2.58 | | | | | | | | | | | | | | | 3.57 | |
| Informacja o pociągu | | IC | IC | IC | | IC | IC | | IC | D5 | D5 | | IC | REGIO | | D5 | D5 | D5 | IC | | | | |
| | | I-6148 | I-6148 | I-6148 | | I-73010 | I-73010 | | I-6148 | KD-66050 | KD-66050 | | I-73010 | R-64202 | | R-64206 | D5 | D5 | I-6200 | | | | |
| | | E 1-2 | E 1-2 | E 1-2 | | 2 | 2 | | E 1-2 | E 2 | E 2 | | 2 | E 2 | | R-64204 | E 2 | E 2 | E 2 | E 1-2 | | | |
| | | ♣ ♣ ♣ * | ♣ ♣ ♣ * | ♣ ♣ ♣ * | | ♣ ♣ ♣ * | ♣ ♣ ♣ * | | ♣ ♣ ♣ * | ♣ ♣ * | ♣ ♣ * | | ♣ ♣ ♣ * | ♣ ♣ * | | ♣ ♣ * | ♣ ♣ * | ♣ ♣ * | ♣ ♣ * | ♣ ♣ * | ♣ ♣ * | ♣ ♣ * | |
| km | | K 7 | K 8 | K 2 | | K 1 | K 4 | | K 6 | 9 | 11 | | K 3 | ♾ | | 5 | ♾ | ♾ | ♾ | K 10 | | | |
| 0 | WROCLAW GŁÓWNY | 215 o | 1.49 | 2.49 | 2.55 | 3.12 | 3.12 | | 3.38 | 3.40 | 3.46 | | 4.02 | | | 4.28 | | | 4.46 | 4.53 | | | |
| 5,315 | Wrocław Brochów | 215 | < | < | | < | < | | < | < | < | | < | | | 4.34 | | | < | < | < | < | |
| 10,067 | Święta Katarzyna | | < | < | | < | < | | < | < | < | | < | | | 4.38 | | | < | < | < | < | |
| 13,836 | Zębiany Wrocławskie | | < | < | | < | < | | < | < | < | | < | | | 4.42 | | | < | < | < | < | |
| 19,175 | Lizawice | | < | < | | < | < | | < | < | < | | < | | | 4.46 | | | < | < | < | < | |
| 23,941 | Oława Zachodnia | | < | < | | < | < | | < | < | < | | < | | | 4.50 | | | < | < | < | < | |
| 26,528 | Oława | p | 3.11 | 3.11 | 3.11 | | | | 3.54 | 4.02 | 4.02 | | | | | 4.52 | | | 5.00 | 5.09 | | | |
| | | o | | | 3.12 | | | | 3.55 | 4.02 | 4.02 | | | | | 4.53 | | | 5.01 | 5.12 | | | |
| 32,651 | Granica Województwa | | | | | | | | | | | | | | | | | | | | | | |
| 32,965 | Lipki | | | | | | | | | | | | | | | 4.58 | | | | | | | |
| 41,594 | Brzeg | p | | | 3.20 | 3.35 | 3.40 | | 4.03 | 4.10 | 4.10 | | 4.30 | | | 5.04 | | | 5.09 | 5.20 | | | |
| | | o | | | 3.21 | 3.41 | 3.41 | | 4.04 | | | | 4.31 | 4.37 | | 5.05 | | | | 5.23 | | | |
| 51,000 | Łosiów | | | | | | | | | | | | | 4.44 | | 5.11 | | | | | | | |
| 56,671 | Lewin Brzeski | | | | | | | | | | | | | 4.48 | | 5.16 | | | | | | | |
| 61,183 | Przeclka | | | OŁAWKA | | | | | IC | | | | | 4.51 | | 5.20 | | | IC | | | | |
| 68,656 | Dąbrowa Niemodlińska | | | | | | | | OŁAWKA | | | | | 4.57 | | 5.25 | | | DOBRY | | | | |
| 74,011 | Chróścina Opolska | | | | | | | | | KD SPRINTER | KD SPRINTER | | | 5.01 | | 5.29 | | | | | | | |
| 79,710 | Opole Zachodnie | | | | | | | | | | | | | 5.05 | | 5.34 | | | | | | | |
| 81,719 | OPOLE GŁÓWNE | 215 p | | | 3.40 | 3.59 | 3.59 | | 4.23 | | | | 4.50 | 5.09 | | 5.37 | | | | 5.42 | | | |
| | <i>Opole Główne</i> | o | | | 3.42 | 4.01 | 4.01 | | 4.25 | | | | 4.52 | 5.12 | | 5.56 | | 6.15 | | | 5.44 | | |
| | <i>Kędzierzyn-Koźle</i> | p | | | | 4.23 | 4.23 | | < | | | | 5.13 | 5.47 | | 6.32 | | 6.51 | | | < | | |
| | <i>Katowice / Racibórz*</i> | p | | | | 5.26 | 5.26 | | < | | | | 6.57 | 6.25* | | 7.07* | | 7.27* | | | < | | |
| | <i>Kraków Główny / Bielsko-Biała Gł.*</i> | p | | | | 6.36 | 6.36 | | < | | | | 8.00 | | | | | | | | < | | |
| | <i>Warszawa Centralna / Wisła Głębce*</i> | p | | | 7.56 | | | | < | | | | | | | | | | | | < | | |
| | <i>Warszawa Wschodnia / Kielce Główny*</i> | p | | | 8.07 | | | | < | | | | | | | | | | | | < | | |
| | <i>Przemyśl Główny / Zakopane*</i> | p | | | | 9.11 | 9.11 | | 8.07 | | | | 10.42 | | | | | | | | < | | |
| | <i>Lublin Główny / Wien Hauptbahnhof*</i> | p | | | | | | | | | | | | | | | | | | | 10.42 | | |

1 do 10/11.IV codziennie oprócz 11/12, 12/13, 26/27 - 28/29.III kursuje w relacji Berlin Hauptbahnhof / Świnoujście - Przemyśl Gł., a od 11/12.IV relacji Berlin Gesundbrunnen / Świnoujście - Przemyśl Gł.

z pominięciem stacji Berlin Hauptbahnhof (w dniu 7/8.III Świnoujście odj. 21.30, Szczecin Główny 23.00, w dniu 31.III/1.IV Berlin Hauptbahnhof odj. 20.32, a w dniach 7/8, 8/9, 29/30.III na odcinku Berlin Hauptbahnhof - Frankfurt (Oder) ZKA, Berlin Hauptbahnhof odj. 20.00; poza tym w dniach 9/10, 18/19.III Wrocław Główny przyj. 3.07, a do 27/28.IV Katowice przyj. 5.31);

2 z Wrocławia Głównego kursuje do 30.III codziennie oprócz 12, 13, 27 - 29.III, a od Oławy codziennie do 30.III (w dniach 21, 22.III kursuje do Warszawy Gdańskiej z pominięciem Warszawy Centralnej i Warszawy Wschodniej, Warszawa Gdańska przyj. 8.01) (K do Warszawy Centralnej do 30.III oprócz 21, 22.III);

3 Berlin Hauptbahnhof / Świnoujście - Przemyśl Główny, kursuje 28/29.III (na odcinku Berlin Hauptbahnhof - Frankfurt (Oder) ZKA);

4 Berlin Hauptbahnhof / Świnoujście - Przemyśl Główny, kursuje 11/12, 12/13, 26/27, 27/28.III;

5 na odcinku Opole Główne - Kędzierzyn-Koźle kursuje w Ⓣ;

6 kursuje codziennie od 31.III (K do Warszawy Centralnej);

7 kursuje 29.III;

8 kursuje 12, 13, 27, 28.III;

9 kursuje 12, 13, 27 - 29.III;

10 kursuje codziennie do 30.III;

11 kursuje codziennie oprócz 12, 13, 27 - 29.III;

220

WROCLAW - OŁAWA - BRZEG - OPOLE

| | | IC | D5 | IC | TLK | REGIO | D5 | IC | IC | EIP | IC | D5 | REGIO | REGIO |
|----------------------|--------------------------------------|------------------------------------|--------------------------|--------------------------------------|-------------------------------------|-------------------------|-------------------------|------------------------------------|--|------------------------------------|--------------------------------------|-------------------------|-------------------------|------------------------------------|
| Informacja o pociągu | | I-6304 1-2 K 5 | KD-60300 E 2 ♣ ♣ * | I-6200 E 1-2 K 6 | I-63100 1-2 K 3 | R-64262 E 2 ♣ ♣ * | R-64400 E 2 ♣ ♣ * | I-6302 1-2 K 2 | 303 I-74000 2 * | I-6104 E 1-2 4 | I-6146 E 1-2 K 1 | R-64400 E 2 ♣ ♣ * | R-66246 E 2 ♣ ♣ * | R-64054 R-64056 E 2 ♣ ♣ * |
| km | | | | | | | | | | | | | | |
| 0 | WROCLAW GŁÓWNY | 215 o | 5.10 | 5.19 | 5.35 | 5.46 | 5.56 | 6.12 | 6.27 | 6.32 | 6.32 | | | 6.48 |
| 5,315 | Wrocław Brochów | 215 | | 5.24 | | | 6.01 | | | | | | | |
| 10,067 | Święta Katarzyna | | | 5.28 | | | 6.05 | | | | | | | |
| 13,836 | Zębice Wrocławskie | | | 5.31 | | | 6.08 | | | | | | | |
| 19,175 | Lizawice | | | 5.36 | | | 6.12 | | | | | | | |
| 23,941 | Oława Zachodnia | ↓ | | 5.39 | | | 6.15 | | | | | | | |
| 26,528 | Oława | p | | 5.42 | 5.50 | | 6.18 | 6.26 | | | 6.46 | | | 7.04 |
| | | o | | 5.43 | 5.51 | | 6.19 | 6.27 | | | 6.47 | | | 7.05 |
| 32,651 | Granica Województwa | | | | | | | | | | | | | |
| 32,965 | Lipki | ↓ | | 5.47 | | | 6.23 | | | | | | | |
| 41,594 | Brzeg | p | | 5.54 | 5.59 | | 6.30 | 6.35 | | | 6.54 | | | 7.14 |
| | | o | | | 6.00 | | 6.12 | 6.36 | | | 6.55 | | | 7.15 |
| 51,000 | Łosiów | | | | | | 6.19 | | | | | 6.58 | 7.10 | 7.15 |
| 56,671 | Lewin Brzeski | | | | | | 6.23 | | | | | 7.05 | 7.17 | |
| 61,183 | Przecza | | | | | | 6.27 | | | | | 7.09 | 7.21 | 7.23 |
| 68,656 | Dąbrowa Niemodlińska | | | | | | 6.32 | | | | | 7.12 | 7.25 | |
| 74,011 | Chróścina Opolska | | | | | | 6.36 | | | | | 7.17 | 7.30 | |
| 79,710 | Opole Zachodnie | ↓ | | | | | 6.40 | | | | | 7.21 | 7.35 | |
| 81,719 | OPOLE GŁÓWNE | 215 p | 5.49 | | 6.19 | 6.31 | 6.43 | 6.54 | 7.05 | 7.10 | 7.15 | 7.27 | 7.39 | 7.39 |
| | Opole Główne | o | 5.51 | | 6.21 | 6.35 | 6.46 | 6.59 | 7.10 | 7.12 | 7.17 | 7.29 | | 7.42 |
| | Kędzierzyn-Koźle | p | 6.11 | | < | 7.04 | 7.21 | 7.26 | 7.31 | < | < | 8.02 | | 8.09 |
| | Katowice / Racibórz* | p | 7.11 | | < | < | | 7.57* | < | < | < | | | < |
| | Kraków Główny / Bielsko-Biała Gł.* | p | 8.08 | | < | < | | 9.31 | < | < | < | | | < |
| | Warszawa Centralna / Wisła Głębce* | p | < | | < | < | | < | < | 10.08 | 10.56 | | | < |
| | Warszawa Wschodnia / Kielce Głównie* | p | < | | < | < | | < | < | 10.19 | 11.19 | | | < |
| | Przemyśl Główny / Zakopane* | p | 10.36 | | < | < | | < | < | < | < | | | < |
| | Lublin Główny / Wien Hauptbahnhof* | p | < | | 10.42 | < | | < | 11.49* | < | < | | | < |

- 1** kursuje codziennie do 30.III (w dniach 21, 22.III kursuje do Warszawy Gdańskiej z pominięciem Warszawy Centralnej i Warszawy Wschodniej, Warszawa Gdańska przyj. 10.58) (**K** do Warszawy Centralnej codziennie oprócz 21, 22.III);
- 2** od 16.V kursuje z pominięciem Kędzierzyna-Koźla (Opole Główne odj. 6.56);
- 3** kursuje w i oraz 2, 3, 7, 8.IV, 1.V, 4.VI oprócz 6.IV, 2.V, 6.VI;
- 4** kursuje od 1.IV codziennie oprócz 5, 6.IV;
- 5** do 28.IV kursuje z pominięciem Katowic;
- 6** kursuje codziennie od 31.III;

| | | D5 | IC | IC | D5 | D5 | IC | IC | D5 | D5 | REGIO | D5 | D5 | IC | IC | D5 | D5 | IC |
|----------------------|-------------------------------------|-----------------------|---------------------------------|-------------------------------|-----------------------|-----------------------|---------------------------------|--------------------------------|-----------------------|------------------------|-----------------------|------------------------|-----------------------|-------------------------------|---------------------------------|-----------------------|------------------------|---------------------------------|
| Informacja o pociągu | | R-64208 E 2 ♣♣* | I-6146 E 1-2 ♣ ♣♣* | I-6300 1-2 ♣ ♣♣* | R-64208 E 2 ♣♣* | R-64210 E 2 ♣♣* | I-6144 E 1-2 ♣ ♣♣* | I-73150 1-2 ♣ ♣♣* | R-64208 E 2 ♣♣* | KD-66052 E 2 ♣♣* | R-64264 E 2 ♣♣* | KD-60302 E 2 ♣♣* | R-64402 E 2 ♣♣* | I-8330 1-2 ♣ ♣♣* | I-6144 E 1-2 ♣ ♣♣* | R-64402 E 2 ♣♣* | KD-60304 E 2 ♣♣* | I-6202 E 1-2 ♣ ♣♣* |
| km | | 7 | K 5 | K | 7 | 3 | K 1 | K 6 | ♣ | ♣ | ♣ | ♣ | ♣ | K | K 2 | ♣ | ♣ | K 4 |
| 0 | WROCLAW GŁÓWNY | 215 o | 6.46 | 6.58 | 7.09 | 7.14 | 7.19 | 7.28 | 7.33 | 7.49 | 7.46 | 8.00 | 8.12 | 8.19 | 8.30 | 8.35 | 8.46 | |
| 5,315 | Wrocław Brochów | 215 | 6.51 | — | — | 7.19 | — | — | — | — | 7.51 | 8.05 | — | — | 8.30 | 8.35 | — | |
| 10,067 | Święta Katarzyna | | 6.55 | — | — | 7.23 | — | — | — | — | 7.55 | 8.08 | — | — | 8.30 | 8.39 | — | |
| 13,836 | Zębice Wrocławskie | | 6.58 | — | — | 7.26 | — | — | — | — | 7.58 | 8.12 | — | — | 8.30 | 8.42 | — | |
| 19,175 | Lizawice | | 7.02 | — | — | 7.31 | — | — | — | — | 8.03 | 8.16 | — | — | 8.30 | 8.46 | — | |
| 23,941 | Oława Zachodnia | | 7.06 | — | — | 7.35 | — | — | — | — | 8.06 | 8.19 | — | — | 8.30 | 8.50 | — | |
| 26,528 | Oława | p | 7.09 | 7.15 | — | 7.37 | 7.44 | 7.50 | 8.03 | — | 8.09 | 8.23 | 8.28 | 8.34 | 8.52 | 8.52 | 9.01 | |
| | | o | 7.15 | — | 7.27 | 7.38 | 7.45 | 7.51 | 8.03 | — | 8.09 | — | 8.29 | 8.35 | 8.38 | 8.53 | 9.05 | |
| 32,651 | Granica Województwa | | — | — | — | 7.32 | 7.43 | — | — | — | 8.14 | — | — | — | 8.43 | 8.58 | — | |
| 32,965 | Lipki | | — | — | — | 7.32 | 7.43 | — | — | — | 8.14 | — | — | — | 8.43 | 8.58 | — | |
| 41,594 | Brzeg | p | 7.23 | — | — | 7.39 | 7.49 | 7.54 | 8.00 | 8.12 | 8.20 | — | 8.36 | 8.43 | 8.50 | 9.05 | 9.14 | |
| | | o | 7.25 | — | — | — | — | 7.55 | 8.01 | 8.05 | — | — | 8.39 | 8.44 | 8.51 | — | 9.19 | |
| 51,000 | Łosiów | | — | — | — | — | — | — | — | 8.12 | — | — | — | — | 8.56 | — | — | |
| 56,671 | Lewin Brzeski | | — | — | — | — | — | — | — | 8.17 | — | — | — | — | 9.00 | — | — | |
| 61,183 | Przeclza | | — | — | — | — | — | — | — | 8.21 | — | — | — | — | 9.04 | — | — | |
| 68,656 | Dąbrowa Niemodlińska | | — | — | — | — | — | — | — | 8.27 | — | — | — | — | 9.09 | — | — | |
| 74,011 | Chróścina Opolska | | — | — | — | — | — | — | — | 8.32 | — | — | — | — | 9.13 | — | — | |
| 79,710 | Opole Zachodnie | | — | — | — | — | — | — | — | 8.38 | — | — | — | — | 9.17 | — | — | |
| 81,719 | OPOLE GŁÓWNE | 215 p | 7.46 | 7.53 | — | 8.14 | 8.23 | 8.14 | 8.23 | 8.40 | 8.51 | — | 8.58 | 9.03 | 9.19 | — | 9.37 | |
| | Opole Główne | o | 7.50 | 7.58 | — | 8.16 | 8.25 | 8.16 | 8.25 | 8.42 | — | — | 9.02 | 9.05 | 9.21 | — | 9.39 | |
| | Kędzierzyn-Koźle | o | — | 8.18 | — | — | 8.55 | — | — | 9.18 | — | — | — | — | 9.55 | — | — | |
| | Katowice / Racibórz* | p | — | 9.11 | — | — | — | — | — | 10.06* | — | — | 10.24 | — | — | — | — | |
| | Kraków Główny / Bielsko-Biała Gł.* | p | — | 10.05 | — | — | — | — | — | — | — | — | 11.24 | — | — | — | — | |
| | Warszawa Centralna / Wisła Głębce* | p | — | 10.56 | — | — | — | 12.44 | — | — | — | — | — | 12.44 | — | — | — | |
| | Warszawa Wschodnia / Kielce Główne* | p | — | 11.19 | — | — | — | 12.55 | — | — | — | — | — | 12.55 | — | — | 12.26* | |
| | Przemyśl Główny / Zakopane* | p | — | 12.47 | — | — | — | 14.14* | — | — | — | — | 14.00 | — | — | — | — | |
| | Lublin Główny / Wien Hauptbahnhof* | p | — | — | — | — | — | — | — | — | — | — | — | — | — | — | 15.21 | |

1 kursuje codziennie do 30.III (w dniach 21, 22.III kursuje do Warszawy Gdańskiej z pominięciem Warszawy Centralnej i Warszawy Wschodniej, Warszawa Gdańska przyj. 12.45) (**K** do Warszawy Centralnej codziennie oprócz 21, 22.III);

2 kursuje codziennie od 31.III (**K** do Warszawy Centralnej);

3 kursuje codziennie do 22.III i od 28.III w ©;

4 kursuje codziennie do 30.III;

5 kursuje codziennie od 31.III;

6 **K** do Bielska-Białej Głównej;

7 kursuje od 23.III w ©;

220

WROCLAW - OŁAWA - BRZEG - OPOLE

| | | D5 | IC | IC | REGIO R-64266 | IC | D5 | IC | IC | D5 | | D5 | IC | REGIO | D5 | | IC | D5 | EIC | | |
|----------------------|-------------------------------------|-------------------------|--------------------------|------------------------|-------------------------|--------------------------|--------------------------|------------------------|--------------------------|-------------------------|------------------|--------------------------|------------------------|-------------------------|-------------------------|-------|------------------------|--------------------------|------------------------|--------------|-------------------|
| Informacja o pociągu | | R-64404 E 2 ♣ ♣ * | I-6202 E 1-2 Ⓜ | I-7318 1-2 Ⓜ | R-64404 E 2 ♣ ♣ * | I-6142 E 1-2 Ⓜ | KD-60306 E 2 ♣ ♣ * | I-7316 1-2 Ⓜ | I-6142 E 1-2 Ⓜ | R-64212 E 2 ♣ ♣ * | | KD-66054 E 2 ♣ ♣ * | I-8314 1-2 Ⓜ | R-64268 E 2 ♣ ♣ * | R-64214 E 2 ♣ ♣ * | | I-8312 1-2 Ⓜ | KD-60308 E 2 ♣ ♣ * | I-6102 1-2 Ⓜ | | |
| km | | ♣ 1 | K 10 | K 7 | ♣ 1 | K 3 | ♣ 6 | K 8 | K 10 | ♣ | | ♣ 4 | ♣ | ♣ 9 | | K 2 | ♣ | K 5 | | | |
| 0 | WROCLAW GŁÓWNY | 215 o | 9.00 | 9.17 | 9.29 | | | 9.47 | 9.45 | 10.04 | 10.19 | 10.33 | | 11.10 | 11.30 | | 11.44 | | 12.15 | 12.22 | 12.41 |
| 5,315 | Wrocław Brochów | 215 | 9.05 | | | | | | 9.50 | | | 10.38 | | | | | 11.49 | | | 12.27 | |
| 10,067 | Święta Katarzyna | | 9.09 | | | | | | 9.54 | | | 10.42 | | | | | 11.53 | | | 12.31 | |
| 13,836 | Zębice Wrocławskie | | 9.12 | | | | | | 9.57 | | | 10.46 | | | | | 11.56 | | | 12.34 | |
| 19,175 | Lizawice | | 9.17 | | | | | | 10.01 | | | 10.50 | | | | | 12.01 | | | 12.39 | |
| 23,941 | Oława Zachodnia | p | 9.21 | | | | | | 10.05 | | | 10.54 | | | | | 12.05 | | | 12.42 | |
| 26,528 | Oława | o | 9.24 | 9.32 | | | | 10.01 | 10.07 | 10.21 | 10.33 | 10.56 | | 11.24 | | | 12.07 | | | 12.45 | |
| | | o | 9.25 | 9.33 | | | | 10.02 | 10.08 | 10.25 | 10.34 | 10.57 | | 11.25 | | | 12.08 | | | 12.46 | |
| 32,651 | Granica Województwa | | | | | | | | | | | | | | | | | | | | |
| 32,965 | Lipki | p | 9.29 | | | | | | 10.13 | | | 11.02 | | | | | 12.13 | | | 12.50 | |
| 41,594 | Brzeg | o | 9.36 | 9.41 | | | | 10.09 | 10.19 | 10.32 | 10.42 | 11.08 | | 11.33 | | | 12.18 | | | 12.57 | |
| | | o | | 9.42 | IC MEHOFFER | 9.52 | | 10.10 | | 10.36 | 10.43 | 11.09 | | | | | 12.06 | | | 12.38 | |
| 51,000 | Łosiów | | | | | 9.59 | | IC FREDRO | | | IC FREDRO | 11.16 | | | | | 12.13 | | | | IC SZKUNER |
| 56,671 | Lewin Brzeski | | | | | 10.03 | | IC FALAT | | | IC FREDRO | 11.20 | | | | | 12.17 | | | | EIC ŚLĘŻA |
| 61,183 | Przecza | | | | | 10.07 | | | | | IC FREDRO | 11.24 | | | | | 12.20 | | | | |
| 68,656 | Dąbrowa Niemodlińska | | | | | 10.12 | | | | | IC FREDRO | 11.30 | | | | | 12.26 | | | | |
| 74,011 | Chróścina Opolska | | | | | 10.17 | | | | | IC FREDRO | 11.34 | | | | | 12.30 | | | | |
| 79,710 | Opole Zachodnie | | | | | 10.21 | | | | | IC FREDRO | 11.38 | | | | | 12.34 | | | | |
| 81,719 | OPOLE GŁÓWNE | 215 p | | 10.02 | 10.08 | 10.24 | | 10.29 | | 10.55 | 11.02 | 11.41 | | | | 12.37 | 12.50 | | | 12.57 | |
| | Opole Główne | o | | 10.05 | 10.10 | 10.37 | | 10.31 | | 11.06 | 11.04 | 11.43 | | | | 12.40 | 12.52 | | | 12.59 | |
| | Kędzierzyn-Koźle | p | | | 10.31 | 11.14 | | | | | | 12.18 | | | | 13.15 | 13.29 | | | | |
| | Katowice / Racibórz* | p | | | | | | | | 12.26 | | 12.52* | | | | | 14.18* | | | 14.20 | |
| | Kraków Główny / Bielsko-Biała Gł.* | p | | | | | | | | 13.36 | | | | | | | | | | 15.33 | |
| | Warszawa Centralna / Wisła Głębce* | p | | | | | | | | | 14.40 | | | | | | | | | | 16.17 |
| | Warszawa Wschodnia / Kielce Główne* | p | | | | | | | | | 14.51 | | | | | | | | | | 16.27 |
| | Przemyśl Główny / Zakopane* | p | | 12.26* | | | | | | | 16.11 | | | | | | | | | | |
| | Lublin Główny / Wien Hauptbahnhof* | p | | 15.21 | 14.46 | | | | | | | | | | | | | | | | |
| | | | | | | | | | | | | | | | | | | | | | |

- 1** z Wrocławia Głównego kursuje w ♣, a od Brzegu codziennie (do 29.III w ♣ na odcinku Wrocław Główny - Brzeg kursuje 9 minut później);
- 2** na odcinku Ustka - Stawno ZKA (do 26.III oraz 11, 12.IV, 23, 24.V Ustka odj. 5.09, Słupsk 5.41); poza tym do 28.IV Katowice przyj. 14.23;
- 3** kursuje codziennie do 30.III (w dniach 21, 22.III kursuje do Warszawy Gdańskiej z pominięciem Warszawy Centralnej i Warszawy Wschodniej, Warszawa Gdańska przyj. 14.44) (K do Warszawy Centralnej codziennie oprócz 21, 22.III);
- 4** od 29.IV Katowice przyj. 13.31, a w dniach 18 - 31.V Przemyśl Główny przyj. 17.07;
- 5** kursuje od 31.III codziennie oprócz 5, 6.IV (K do Warszawy Centralnej);
- 6** do 30.III kursuje 7 minut później;
- 7** od 29.IV Katowice przyj. 11.28; **9** w ♣ Racibórz przyj. 14.21;
- 8** do 28.IV Katowice przyj. 12.32; **10** kursuje codziennie od 31.III;

| | | IC 59 | D5 | D5 | | D5 | IC 307 | IC | D5 | D5 | IC | D5 | D5 | IC | D5 | IC | IC | D5 | |
|----------------------|-------------------------------------|---------------------------|-------------------------|--------------------------|--|-------------------------|---------------------|----------------------------|-------------------------|-------------------------|--------------------------|-------------------------|--------------------------|--------------------------|-------------------------|-----------------------|--------------------------------|-------------------------|--|
| Informacja o pociągu | | I-73000 1-2 R ♣ ✕ * | R-64216 E 2 ♣ ♣ * | KD-60308 E 2 ♣ ♣ * | | R-64218 E 2 ♣ ♣ * | I-64004 2 R * | I-8310 1-2 R ♣ ✕ ♣ * | R-64218 E 2 ♣ ♣ * | R-64406 E 2 ♣ ♣ * | I-6138 1-2 R ♣ ♣ * | R-64406 E 2 ♣ ♣ * | KD-60310 E 2 ♣ ♣ * | I-5412 1-2 R ♣ ♣ * | R-64220 E 2 ♣ ♣ * | I-60008 1-2 R * | I-8308 1-2 R ♣ ♣ ♣ ✕ ♣ * | R-64220 E 2 ♣ ♣ * | |
| km | | K 3 | Ⓚ | Ⓚ | | Ⓚ | * | ♣ ✕ ♣ * | Ⓚ | ♣ ♣ * | K 2 | ♣ ♣ * | ♣ ♣ * | K 7 | Ⓚ | K 8 | K 5 | Ⓚ | |
| 0 | WROCLAW GŁÓWNY | 215 | o | | | | | | | | | | | | | | | | |
| 5,315 | Wrocław Brochów | 215 | o | | | | | | | | | | | | | | | | |
| 10,067 | Święta Katarzyna | | | | | | | | | | | | | | | | | | |
| 13,836 | Zębite Wrocławskie | | | | | | | | | | | | | | | | | | |
| 19,175 | Lizawice | | | | | | | | | | | | | | | | | | |
| 23,941 | Oława Zachodnia | | | | | | | | | | | | | | | | | | |
| 26,528 | Oława | | | | | | | | | | | | | | | | | | |
| 32,651 | Granica Województwa | | | | | | | | | | | | | | | | | | |
| 32,965 | Lipki | | | | | | | | | | | | | | | | | | |
| 41,594 | Brzeg | | | | | | | | | | | | | | | | | | |
| 51,000 | Łosiów | | | | | | | | | | | | | | | | | | |
| 56,671 | Lewin Brzeski | | | | | | | | | | | | | | | | | | |
| 61,183 | Przecka | | | | | | | | | | | | | | | | | | |
| 68,656 | Dąbrowa Niemodlińska | | | | | | | | | | | | | | | | | | |
| 74,011 | Chróścina Opolska | | | | | | | | | | | | | | | | | | |
| 79,710 | Opole Zachodnie | | | | | | | | | | | | | | | | | | |
| 81,719 | OPOLE GŁÓWNE | 215 | p | | | | | | | | | | | | | | | | |
| | Opole Główne | | o | | | | | | | | | | | | | | | | |
| | Kędzierzyn-Koźle | | p | | | | | | | | | | | | | | | | |
| | Katowice / Racibórz* | | p | | | | | | | | | | | | | | | | |
| | Kraków Główny / Bielsko-Biała Gł.* | | p | | | | | | | | | | | | | | | | |
| | Warszawa Centralna / Wisła Głębce* | | p | | | | | | | | | | | | | | | | |
| | Warszawa Wschodnia / Kielce Główne* | | p | | | | | | | | | | | | | | | | |
| | Przemyśl Główny / Zakopane* | | p | | | | | | | | | | | | | | | | |
| | Lublin Główny / Wien Hauptbahnhof* | | p | | | | | | | | | | | | | | | | |

- 1 do stacji Wien Hauptbahnhof kursuje codziennie, a do stacji Graz Hauptbahnhof codziennie oprócz 16 - 19, 23 - 26, 30.III - 2.IV, 7 - 9, 13 - 16, 20 - 23, 27 - 29.IV, 4 - 7, 11 - 12, 18 - 21, 26 - 27.V;
- 2 do Opola Głównego kursuje codziennie, do Warszawy Wschodniej do 30.III codziennie oprócz 21, 22.III, a do Warszawy Gdańskiej w dniach 21, 22.III (Warszawa Gdańska przyj. 19.19) (K do Warszawy Centralnej codziennie oprócz 21, 22.III); poza tym od 7.IV na odcinku Szklarska Poręba Górna - Jelenia Góra ZKA (Szklarska Poręba Górna odj. 11.12);
- 3 w dniach 8, 28 - 30.III na odcinku Berlin Hauptbahnhof - Frankfurt (Oder) ZKA (Berlin Hauptbahnhof odj. 7.35); poza tym do 28.IV Katowice przyj/ 15.22, Kraków Główny 16.17;
- 4 do 26.III oraz 11, 12.IV, 23, 24.V Poznań Główny odj. 12.38, Wrocław Główny przyj. 14.06;
- 5 w dniach 31.III - 13.IV Świnoujście odj. 9.03, a w dniach 1 - 3.V godz. 9.04;
- 6 kursuje codziennie od 31.III (K do Warszawy Centralnej);
- 7 od 4.IV Gdynia Główna odj. 9.55;
- 8 w dniach 7 - 10, 13 - 17, 20 - 24.IV kursuje ze stacji Dresden Neustadt z pominięciem stacji Leipzig Hauptbahnhof (na odcinku Dresden Neustadt - Węgliniec ZKA, Dresden Neustadt odj. 10.45);

220

WROCLAW - OŁAWA - BRZEG - OPOLE

| | | D5 | TLK | IC | REGIO | D5 | EIC | D5 | D5 | IC | D5 | D5 | IC | D5 | D5 |
|----------------------|-------------------------------------|------------------------------------|-------------------------------------|-----------------------------------|-------------------------|-------------------------|-----------------------------------|-------------------------|-------------------------|--|-------------------------|--------------------------|---------------------------------|--------------------------|------------------------------------|
| Informacja o pociągu | | R-66400 R-64222 E 2 ♣ ♣ * | I-73160 1-2 Ⓜ * K 7 | I-8306 1-2 Ⓜ ♣ ✕ ♣ * | R-64236 E 2 ♣ ♣ * | R-64410 E 2 ♣ ♣ * | I-6100 1-2 Ⓜ ♣ ✕ ♣ * | R-64410 E 2 ♣ ♣ * | R-64224 E 2 ♣ ♣ * | 57 I-73002 1-2 Ⓜ ♣ ✕ * | R-64224 E 2 ♣ ♣ * | KD-60312 E 2 ♣ ♣ * | I-6206 E 1-2 Ⓜ ♣ * | KD-60314 E 2 ♣ ♣ * | R-64412 R-64510 E 2 ♣ ♣ * |
| km | | ♣ ♣ * | K 7 | K 3 | ♣ ♣ * | ♣ ♣ * | K 4 | ♣ ♣ * | ♣ ♣ * | K 1 | ♣ ♣ * | ♣ ♣ * | K 6 | ♣ ♣ * | ♣ ♣ * |
| 0 | WROCLAW GŁÓWNY | 215 o | 15.43 | 15.59 | 16.13 | 16.23 | 16.42 | 16.55 | 17.10 | 17.15 | 17.38 | 17.43 | 17.43 | 17.43 | 17.43 |
| 5,315 | Wrocław Brochów | 215 ↓ | 15.48 | --- | --- | 16.28 | --- | 17.00 | --- | 17.20 | --- | 17.48 | --- | 17.48 | 17.48 |
| 10,067 | Święta Katarzyna | | 15.52 | --- | --- | 16.32 | --- | 17.04 | --- | 17.24 | --- | 17.52 | --- | 17.52 | 17.52 |
| 13,836 | Zębice Wrocławskie | | 15.56 | --- | --- | 16.36 | --- | 17.07 | --- | 17.27 | --- | 17.55 | --- | 17.55 | 17.55 |
| 19,175 | Lizawice | | 16.00 | --- | --- | 16.40 | --- | 17.12 | --- | 17.31 | --- | 18.00 | --- | 18.00 | 18.00 |
| 23,941 | Oława Zachodnia | ↓ | 16.04 | --- | --- | 16.44 | --- | 17.16 | --- | 17.35 | --- | 18.03 | --- | 18.03 | 18.03 |
| 26,528 | Oława | p | 16.06 | --- | 16.27 | 16.46 | --- | 17.19 | --- | 17.37 | --- | 18.06 | --- | 18.06 | 18.06 |
| | | o | 16.07 | --- | 16.32 | 16.47 | --- | --- | --- | 17.26 | 17.38 | 17.53 | 18.07 | 18.07 | 18.07 |
| 32,651 | Granica Województwa | | --- | --- | --- | --- | --- | --- | --- | --- | --- | --- | --- | --- | --- |
| 32,965 | Lipki | ↓ | 16.12 | --- | --- | 16.52 | --- | --- | --- | 17.31 | 17.43 | --- | 18.11 | 18.11 | 18.11 |
| 41,594 | Brzeg | p | 16.18 | --- | 16.40 | 16.58 | --- | --- | --- | 17.38 | 17.50 | 18.01 | 18.18 | 18.17 | 18.17 |
| | | o | 16.19 | --- | 16.41 | 16.43 | --- | 17.06 | --- | --- | --- | 18.03 | 18.18 | 18.18 | 18.18 |
| 51,000 | Łosiów | | 16.25 | --- | --- | 16.50 | --- | 17.13 | --- | 17.39 | 17.45 | --- | 18.23 | 18.23 | 18.23 |
| 56,671 | Lewin Brzeski | | 16.30 | --- | --- | 16.54 | --- | 17.17 | --- | 17.50 | 17.50 | --- | 18.27 | 18.27 | 18.27 |
| 61,183 | Przecza | | 16.34 | --- | --- | 16.58 | --- | 17.21 | --- | 17.54 | 17.54 | --- | 18.31 | 18.31 | 18.31 |
| 68,656 | Dąbrowa Niemodlińska | | 16.39 | --- | --- | 17.03 | --- | 17.26 | --- | 17.59 | 17.59 | --- | 18.36 | 18.36 | 18.36 |
| 74,011 | Chróścina Opolska | | 16.44 | --- | --- | 17.07 | --- | 17.31 | --- | 18.03 | 18.03 | --- | 18.40 | 18.40 | 18.40 |
| 79,710 | Opole Zachodnie | ↓ | 16.48 | --- | --- | 17.12 | --- | 17.35 | --- | 18.08 | 18.08 | --- | 18.44 | 18.44 | 18.44 |
| 81,719 | OPOLE GŁÓWNE | 215 p | 16.51 | 16.54 | 17.03 | 17.15 | 17.20 | 17.39 | 17.48 | 18.10 | 18.22 | 18.46 | 18.46 | 18.46 | 18.46 |
| | Opole Główne | o | 16.53 | 16.59 | 17.10 | 17.19 | 17.22 | 17.56 | 17.50 | 18.12 | 18.31 | 18.49 | 18.49 | 18.49 | 18.49 |
| | Kędzierzyn-Koźle | p | 17.29 | --- | --- | 17.55 | --- | 18.33 | 18.11 | 18.47 | --- | 19.23 | --- | 19.23 | 19.23 |
| | Katowice / Raciórz* | p | 18.03* | --- | --- | --- | --- | --- | 19.04 | 19.20* | --- | --- | --- | --- | --- |
| | Kraków Główny / Bielsko-Biała Gł. | p | --- | 19.24 | 19.40 | --- | --- | --- | 20.02 | --- | --- | --- | --- | --- | --- |
| | Warszawa Centralna / Wisła Głębce* | p | --- | --- | --- | --- | 20.16 | --- | --- | --- | --- | --- | --- | --- | --- |
| | Warszawa Wschodnia / Kielce Główny* | p | --- | --- | --- | --- | 20.27 | --- | --- | --- | --- | --- | --- | --- | --- |
| | Przemysł Główny / Zakopane* | p | --- | --- | 22.21 | --- | --- | --- | --- | --- | --- | --- | 21.20* | --- | --- |
| | Lublin Główny / Wien Hauptbahnhof* | p | --- | --- | --- | --- | --- | --- | 22.43 | --- | --- | --- | 23.55 | --- | --- |

- 1** w dniach 8, 28, 29.III na odcinku Berlin Hauptbahnhof - Frankfurt (Oder) ZKA (Berlin Hauptbahnhof odj. 11.35); poza tym w dniach 18 - 23.V Przemysł Główny przyj. 22.52;
- 2** do Kędzierzyna-Koźla kursuje w Ⓜ, a w Ⓞ oraz 2, 30.IV, 3.VI oprócz 3.IV, 1.V, 5.VI do Rybnika (przyj. 20.01) jako R-64510 **IGNACY**;
- 3** na odcinku Ustka - Sławno ZKA (do 26.III oraz 11, 12.IV, 23, 24.V Ustka odj. 8.36, Słupsk 9.08);
- 4** kursuje od 31.III codziennie oprócz 4, 5.IV (**K** do Warszawy Centralnej);
- 5** do Opola Głównego kursuje codziennie, a do Raciborza w Ⓞ;
- 6** kursuje codziennie do 30.III;
- 7** kursuje 7.VI;

| | | IC | IC | D5 | | IC | IC | IC | REGIO | D5 | | IC | IC | IC | D5 | | IC |
|----------------------|-------------------------------------|-----------------|---------------|-----------------|-------|----------------|-------------------------|-------------------------|----------------|---------------------------|--------|---------------|-------------------------|---------------|-----------------|-------|---------------|
| Informacja o pociągu | | I-6206 E 1-2 | I-8304 1-2 | KD-66056 E 2 | | I-66150 1-2 | I-6150 I-6140 1-2 | I-6150 I-6140 1-2 | R-64250 E 2 | R-64228 R-64230 E 2 | | I-5410 1-2 | I-133 I-60002 1-2 | I-8302 1-2 | KD-60316 E 2 | | I-8316 1-2 |
| km | | | | | | | | | | | | | | | | | |
| 0 | WROCLAW GŁÓWNY | 215 o | 18.08 | 18.13 | 18.22 | | 18.45 | | | 18.52 | | 19.22 | | 19.40 | | 19.45 | 20.15 |
| 5,315 | Wrocław Brochów | 215 o | | | | | | | | 18.57 | | | | | | 19.50 | |
| 10,067 | Święta Katarzyna | | | | | | | | | 19.01 | | | | | | 19.54 | |
| 13,836 | Zębice Wrocławskie | | | | | | | | | 19.05 | | | | | | 19.57 | |
| 19,175 | Lizawice | | | | | | | | | 19.09 | | | | | | 20.02 | |
| 23,941 | Oława Zachodnia | | | | | | | | | 19.13 | | | | | | 20.06 | |
| 26,528 | Oława | p | 18.22 | 18.28 | 18.36 | | 19.00 | | | 19.15 | | 19.37 | | | 20.08 | | 20.29 |
| | | o | 18.23 | 18.29 | 18.36 | | 19.01 | | | 19.16 | | 19.38 | | | 20.09 | | 20.30 |
| 32,651 | Granica Województwa | | | | | | | | | | | | | | | | |
| 32,965 | Lipki | | | | | | | | | 19.21 | | | | | 20.13 | | |
| 41,594 | Brzeg | p | 18.31 | 18.37 | 18.44 | | 19.08 | | | 19.27 | | 19.46 | | | 20.20 | | 20.38 |
| | | o | 18.32 | 18.38 | | | 19.09 | | | 19.15 | 19.28 | 19.47 | | | | | 20.39 |
| 51,000 | Łosiów | | | | | | | | | 19.22 | 19.34 | | | | | | |
| 56,671 | Lewin Brzeski | | | | | | | | | 19.27 | 19.39 | | | | | | |
| 61,183 | Przeclza | | | | | | | | | 19.30 | 19.43 | | | | | | |
| 68,656 | Dąbrowa Niemodlińska | | | | | | | | | 19.36 | 19.48 | | | | | | |
| 74,011 | Chróścina Opolska | | | | | | | | | 19.40 | 19.53 | | | | | | |
| 79,710 | Opole Zachodnie | | | | | | | | | 19.46 | 19.57 | | | | | | |
| 81,719 | OPOLE GŁÓWNE | 215 p | 18.51 | 18.57 | | | 19.28 | | | 19.49 | 20.00 | 20.05 | | 20.19 | | | 20.57 |
| | Opole Główne | o | 18.53 | 19.00 | | | 19.30 | 19.30 | | 19.51 | 20.26 | 20.09 | | 20.21 | | | 21.02 |
| | Kędzierzyn-Koźle | p | | | | | | | | 20.26 | 21.01 | 20.34 | | 20.42 | | | |
| | Katowice / Racibórz* | p | | 20.30 | | | | | | | 21.35* | | | 21.35 | | | |
| | Kraków Główny / Bielsko-Biała Gł.* | p | | 21.46 | | | | | | | | 22.43* | | 22.38 | | | 23.33 |
| | Warszawa Centralna / Łódź Kaliska* | p | | | | | | | | | | | | | | | |
| | Warszawa Wschodnia / Kielce Główne* | p | 21.20* | | | | 22.36 | 23.12 | | | | | | | | | |
| | Przemyśl Główny / Zakopane* | p | | | | | 22.47 | 23.20 | | | | | | | | | |
| | Lublin Główny / Wien Hauptbahnhof* | p | 23.55 | | | | | | | | | | | | | | |

1 w dniu 15.IV Świnoujście odj. 13.29, a w dniach 16.IV - 6.V godz. 13.13; poza tym do 28.IV Katowice przyj. 21.43, a dodatkowo w dniu 13.IV Kraków Główny przyj. 22.47;

2 ze Szklarskiej Poręby Górnej i Kudowy-Zdroju kursuje w ©, na odcinku Wrocław Główny - Opole Główne codziennie, a do Warszawy Wschodniej codziennie od 31.III

(od 11.IV w © na odcinku Szklarska Poręba Górna - Jelenia Góra ZKA, Szklarska Poręba Górna odj. 15.13) (**K** do Warszawy Centralnej);

3 kursuje codziennie do 30.III (w dniu 20.III Warszawa Wschodnia przyj. 23.22) (**K** do Warszawy Centralnej);

4 od 4.IV Gdynia Główna odj. 13.58; poza tym na odcinku Żory - Bielsko-Biała Główna ZKA;

5 na odcinku Ustka - Sławno ZKA (do 26.III oraz 11, 12.IV, 23, 24.V Ustka odj. 12.13, Słupsk 12.45);

6 na odcinku Kołobrzeg - Białogard ZKA (do 26.III oraz 11, 12.IV, 23, 24.V Kołobrzeg odj. 11.55);

7 na odcinku Kudowa-Zdrój - Polanica-Zdrój ZKA;

8 kursuje codziennie od 31.III;

220

WROCLAW - OŁAWA - BRZEG - OPOLE

| | | D5 | IC | IC | IC | REGIO | D5 | D5 | D5 |
|----------------------|---------------------------------------|-------------------------------|---------------------------------|----------------------------------|---------------------------------|------------------------------|------------------------------------|--------------------------|------------------------------------|
| Informacja o pociągu | | KD-60318 E 2 ♣ ♣ * Ⓢ | I-6220 E 1-2 Ⓢ ♣ * K 2 | I-73004 1-2 Ⓢ ♣ * * K 1 | I-6220 E 1-2 Ⓢ ♣ * K 3 | R-64258 E 2 ♣ ♣ * Ⓢ | R-64414 R-64416 E 2 ♣ ♣ * | KD-60320 E 2 ♣ ♣ * | R-64418 R-64420 E 2 ♣ ♣ * |
| km | | | | | | | | | |
| 0 | WROCLAW GŁÓWNY 215 o | 20.25 | 20.41 | 20.57 | 21.02 | | 21.20 | 21.50 | 23.01 |
| 5,315 | Wrocław Brochów 215 ↓ | 20.30 | — | — | — | | 21.26 | 21.55 | 23.06 |
| 10,067 | Święta Katarzyna | 20.34 | — | — | — | | 21.30 | 22.02 | 23.10 |
| 13,836 | Zębice Wrocławskie | 20.37 | — | — | — | | 21.33 | 22.05 | 23.13 |
| 19,175 | Lizawice | 20.41 | — | — | — | | 21.38 | 22.10 | 23.18 |
| 23,941 | Oława Zachodnia ↓ | 20.45 | — | — | — | | 21.42 | 22.16 | 23.22 |
| 26,528 | Oława p | 20.47 | 20.55 | — | 21.16 | | 21.44 | 22.19 | 23.24 |
| | o | 20.47 | 20.56 | — | 21.17 | | 21.45 | 22.20 | 23.25 |
| 32,651 | Granica Województwa | — | — | — | — | | — | — | — |
| 32,965 | Lipki ↓ | 20.52 | — | — | — | | 21.50 | 22.24 | 23.30 |
| 41,594 | Brzeg p | 20.58 | 21.04 | — | 21.25 | | 21.55 | 22.30 | 23.36 |
| | o | — | 21.05 | — | 21.26 | 21.29 | 21.56 | — | 23.37 |
| 51,000 | Łosiów | — | — | — | — | 21.36 | 22.03 | — | 23.43 |
| 56,671 | Lewin Brzeski | — | — | — | — | 21.40 | 22.07 | — | 23.48 |
| 61,183 | Przecza | — | — | — | — | 21.44 | 22.11 | — | 23.51 |
| 68,656 | Dąbrowa Niemodlińska | — | — | — | — | 21.50 | 22.17 | — | 23.57 |
| 74,011 | Chróścina Opolska | — | — | — | — | 21.54 | 22.21 | — | 0.01 |
| 79,710 | Opole Zachodnie ↓ | — | — | — | — | 21.58 | 22.25 | — | 0.06 |
| 81,719 | OPOLE GŁÓWNE 215 p | — | 21.23 | 21.36 | 21.44 | 22.01 | 22.28 | — | 0.09 |
| | Opole Główne o | — | 21.25 | 21.38 | 21.46 | 22.03 | 22.34 | — | 0.11 |
| | Kędzierzyn-Koźle p | — | — | 21.59 | — | 22.39 | 23.10 | — | 0.48 |
| | Katowice / Racibórz* p | — | — | 22.52 | — | — | — | — | — |
| | Kraków Główny / Bielsko-Biała Gł.* p | — | — | 23.44 | — | — | — | — | — |
| | Warszawa Centralna / Łódź Kaliska* p | — | — | — | — | — | — | — | — |
| | Warszawa Wschodnia / Kielce Główne* p | — | 23.43* | — | — | — | — | — | — |
| | Przemyśl Główny / Zakopane* p | — | — | — | 0.30* | — | — | — | — |
| | Lublin Główny / Wien Hauptbahnhof* p | — | — | — | — | — | — | — | — |

1 w dniach 8, 28, 29.III na odcinku Berlin Hauptbahnhof - Frankfurt (Oder) ZKA (Berlin Hauptbahnhof odj. 15.35);

2 kursuje 2, 3, 6, 7.IV i od 10.IV w ⑤ i ⑦ 30.IV, 3.VI oprócz 1.V, 5.VI;

3 kursuje do 29/30.III w ⑤/⑥ i ⑦/①;

| | | o | o | o | o | o | o | o | o | o | o | o | o | o | o | o | o | o |
|-------------------------------------|---|---------|---------|------|------|---|---|---------|----------|---|---------|---|----------|---------|---------|------|---------|---------|
| Lublin Główny / Wien Hauptbahnhof* | | | | | | | | | | | | | | | | | | |
| Przemyśl Główny / Zakopane* | | | | | | | | | | | | | | | | | | |
| Warszawa Wschodnia / Kielce Główny* | | | 20.09 | | | | | | | | | | | | | | | |
| Warszawa Centralna / Wisła Głębce* | | | 20.20 | | | | | | | | | | | | | | | |
| Kraków Główny / Bielsko-Biała Gł. * | | | < | | | | | | | | | | | | | | | |
| Katowice / Racibórz* | | | < | | | | | | | | | | | | | | | |
| Kędzierzyn-Koźle | | | — | | | | | | | | | | | 3.57 | | 4.42 | 5.03 | 5.04 |
| Opole Główny | | p | 0.25 | | | | | | | | | | | 4.31 | | 5.19 | 5.38 | 5.40 |
| Informacja o pociągu | | IC | IC | | | | | REGIO | D5 | | D5 | | D5 | REGIO | D5 | | D5 | D5 |
| km | | I-1649 | I-1649 | | | | | R-66273 | KD-60361 | | R-46401 | | KD-60391 | R-66275 | R-46405 | | R-46409 | R-46407 |
| | | E 1-2 | E 1-2 | | | | | E 2 | E 2 | | R-46403 | | E 2 | E 2 | E 2 | | E 2 | E 2 |
| | | ♣ ♣ ♣ * | ♣ ♣ ♣ * | | | | | ♣ ♣ * | ♣ ♣ * | | ♣ ♣ * | | ♣ ♣ * | ♣ ♣ * | ♣ ♣ * | | ♣ ♣ * | ♣ ♣ * |
| | | K 1 | K 2 | | | | | Ⓣ | | | | | Ⓣ | Ⓣ | Ⓣ | | Ⓣ | Ⓣ |
| 0 | OPOLE GŁÓWNE | 215 | o | 0.27 | | | | 3.47 | | | 4.34 | | 5.11 | 5.25 | | 5.40 | 5.51 | |
| 2,009 | Opole Zachodnie | | | | | | | 3.49 | | | 4.36 | | 5.13 | 5.28 | | 5.43 | 5.54 | |
| 7,708 | Chróścina Opolska | | | | | | | 3.54 | | | 4.41 | | 5.18 | 5.32 | | 5.47 | 5.58 | |
| 13,063 | Dąbrowa Niemodlińska | | | | | | | 3.58 | | | 4.45 | | 5.21 | 5.37 | | 5.51 | 6.02 | |
| 20,536 | Przecza | | | | | | | 4.03 | | | 4.50 | | 5.27 | 5.42 | | 5.56 | 6.08 | |
| 25,048 | Lewin Brzeski | | | | | | | 4.06 | | | 4.53 | | 5.30 | 5.46 | | 6.00 | 6.12 | |
| 30,719 | Łosiów | | | | | | | 4.11 | | | 4.58 | | 5.34 | 5.51 | | 6.04 | 6.16 | |
| 40,125 | Brzeg | p | 0.45 | | | | | 4.18 | | | 5.04 | | 5.42 | 5.57 | | 6.10 | 6.23 | |
| 48,754 | Lipki | o | 0.46 | | | | | 4.23 | | | 5.05 | | 5.25 | 5.58 | | 6.11 | 6.24 | |
| 49,068 | Granica Województwa | | | | | | | 4.30 | | | 5.10 | | 5.32 | 6.04 | | 6.17 | 6.30 | |
| 55,191 | Oława | p | 0.54 | | | | | 4.34 | | | 5.15 | | 5.36 | 6.08 | | 6.21 | 6.35 | |
| 57,778 | Oława Zachodnia | o | 0.55 | 0.55 | | | | 4.35 | | | 5.16 | | 5.36 | 6.09 | | 6.22 | 6.36 | |
| 62,544 | Lizawice | | | | | | | 4.38 | | | 5.18 | | 5.39 | 6.12 | | 6.25 | 6.39 | |
| 67,883 | Zębice Wrocławskie | | | | | | | 4.42 | | | 5.22 | | 5.43 | 6.16 | | 6.29 | 6.43 | |
| 71,652 | Święta Katarzyna | | | | | | | 4.46 | | | 5.26 | | 5.47 | 6.20 | | 6.33 | 6.47 | |
| 76,404 | Wrocław Brochów | 215 | | | | | | 4.49 | | | 5.30 | | 5.50 | 6.23 | | 6.36 | 6.51 | |
| 81,719 | WROCŁAW GŁÓWNY | 215 | p | 1.11 | 1.19 | | | 4.54 | | | 5.34 | | 5.54 | 6.28 | | 6.40 | 6.55 | |
| | Wrocław Główny 200, 240, 260, 265, 280 | o | | | | | | | | | | | | | | | | |
| | Poznań Główny / Jelenia Góra* | p | | | | | | | | | | | | | | | | |
| | Zielona Góra Gł. / Szklarska Por. Grn.* 265 | p | | | | | | | | | | | | | | | | |
| | Berlin Hauptbahnhof / Leipzig Hauptbahnhof* | p | | | | | | | | | | | | | | | | |
| | Kołobrzeg / Słupsk* | p | | | | | | | | | | | | | | | | |
| | Gdynia Główna / Ustka* | p | | | | | | | | | | | | | | | | |
| | Szczecin Główny / Kudowa-Zdrój* | p | | | | | | | | | | | | | | | | |
| | Świnoujście / Hel* | p | | | | | | | | | | | | | | | | |

1 do Oławy kursuje codziennie do 30/31.III, a do Wrocławia Głównego do 30/31.III codziennie oprócz 11/12, 12/13, 26/27 - 28/29.III;

2 kursuje 11/12, 12/13, 26/27 - 28/29.III;

220

OPOLE - BRZEG - OŁAWA - WROCLAW

| | | | | | | | | | | | | | | | | | | |
|--------------------------------------|---|-----|------------------------|--|-----------|-----------|---------|---------------|---------------|------|--|-----------|---------------|--|---------------|------|---------------|-------------------------|
| Lublin Główny / Wien Hauptbahnhof* | o | | | | | | | | | | | | | | | | | |
| Przemyśl Główny / Zakopane* | o | | | | | | | | | | | | | | | | | |
| Warszawa Wschodnia / Kielce Głównie* | o | | | | | | 4.58* | | | | | | 4.58* | | | | | |
| Warszawa Centralna / Wisła Głębce* | o | | | | | | < | | | | | | < | | | | | |
| Kraków Główny / Bielsko-Biała Gl.* | o | | 4.07 | | | | < | | 4.39 | | | | < | | | | 5.54 | |
| Katowice / Racibórz* | o | | 5.08 | | | | < | | 5.44 | | | | < | | | | 7.01 | |
| Kędzierzyn-Koźle | o | | 6.04 | | | 5.44 | < | | | 6.09 | | | < | | | | 7.57 | |
| Opole Główne | p | | 6.25 | | | 6.20 | 6.45 | 7.04 | 7.07 | | | | 7.18 | | | 7.55 | 8.19 | |
| Informacja o pociągu | | | IC 54 | | D5 | D5 | REGIO | IC | IC | | | D5 | IC | | IC | | IC | IC 132 |
| km | | | <i>I-37005</i> | | KD-60363 | R-46411 | R-46247 | I-2621 | I-3817 | | | R-46201 | I-4511 | | I-2621 | | I-3803 | <i>I-60003</i> |
| | | | 1-2 | | E 2 | E 2 | E 2 | E 1-2 | 1-2 | | | E 2 | 1-2 | | E 1-2 | | 1-2 | 1-2 |
| | | | ♣ ♣ * | | ♣ ♣ * | ♣ ♣ * | ♣ ♣ * | ♣ * | ♣ * | | | ♣ ♣ * | ♣ ♣ * | | ♣ * | | ♣ ♣ * | * |
| | | | 2 | | ♣ ♣ * | ♣ ♣ * | ♣ ♣ * | K 4 | K 1 | | | ♣ ♣ * | K 5 | | K 6 | | K 3 | 7 |
| 0 | OPOLE GŁÓWNE | 215 | o | | | 6.37 | 6.47 | 7.06 | 7.13 | | | 7.22 | 7.49 | | 7.57 | | 8.21 | |
| 2,009 | Opole Zachodnie | | | | | 6.40 | 6.50 | | | | | 7.25 | | | | | | |
| 7,708 | Chróścina Opolska | | | | | 6.44 | 6.55 | | | | | 7.29 | | | | | | |
| 13,063 | Dąbrowa Niemodlińska | | | | | 6.49 | 6.59 | | | | | 7.33 | | | | | | |
| 20,536 | Przecza | | | | | 6.54 | 7.04 | | | | | 7.39 | | | | | | |
| 25,048 | Lewin Brzeski | | | | | 6.57 | 7.08 | | | | | 7.43 | | | | | | |
| 30,719 | Łosiów | | | | | 7.02 | 7.13 | | | | | 7.47 | | | | | | |
| 40,125 | Brzeg | | | | | 7.08 | 7.20 | 7.25 | 7.31 | | | 7.53 | 8.10 | | 8.16 | | | |
| 48,754 | Lipki | | | | | 7.09 | 7.20 | 7.26 | 7.32 | | | 7.54 | 8.11 | | 8.19 | | | |
| 49,068 | Granica Województwa | | | | | 7.04 | 7.14 | | | | | 8.00 | | | | | | |
| 55,191 | Oława | | | | | 7.08 | 7.19 | 7.33 | 7.40 | | | 8.05 | 8.18 | | 8.26 | | | |
| 57,778 | Oława Zachodnia | | | | | 7.09 | 7.20 | 7.34 | 7.41 | | | 8.06 | 8.19 | | 8.30 | | | |
| 62,544 | Lizawice | | | | | 7.12 | 7.22 | | | | | 8.08 | | | | | | |
| 67,883 | Zębice Wrocławskie | | | | | 7.16 | 7.26 | | | | | 8.12 | | | | | | |
| 71,652 | Święta Katarzyna | | | | | 7.20 | 7.30 | | | | | 8.17 | | | | | | |
| 76,404 | Wrocław Brochów | 215 | | | | 7.23 | 7.33 | | | | | 8.20 | | | | | | |
| 81,719 | WROCLAW GŁÓWNY | 215 | p | | | 7.27 | 7.37 | 7.50 | 7.56 | | | 8.24 | 8.35 | | 8.45 | | 9.01 | |
| | Wrocław Główny 200, 240, 260, 265, 280 | | | | | 7.33 | 7.43 | | | | | 8.30 | 8.57 | | | | 9.21 | 9.31 |
| | Poznań Główny / Jelenia Góra* | | | | | | | | | | | | 10.29 | | | | | |
| | Zielona Góra Gl. / Szklarska Por. Grn.* 265 | | | | | | | | | | | | | | | | 11.07 | |
| | Berlin Hauptbahnhof / Leipzig Hauptbahnhof* | | | | | | | | | | | | | | | | | 13.09* |
| | Kołobrzeg / Słupsk* | | | | | | | | | | | | | | | | | |
| | Gdynia Główna / Ustka* | | | | | | | | | | | | | | | | | |
| | Szczecin Główny / Kudowa-Zdrój* | | | | | | | | | | | | 14.03 | | | | 13.31 | |
| | Świnoujście / Hel* | | | | | | | | | | | | | | | | 14.58 | |

- 1** na odcinku Sławno - Ustka ZKA (do 26.III Słupsk przyj. 14.41, Ustka 15.13, a w dniach 11, 12.IV, 23, 24.V Słupsk przyj. 14.50, Ustka 15.22); poza tym do 28.IV Katowice odj. 5.48, a w dniach 19, 20, 22 - 31.III, 20.IV - 15.V Opole Główne przyj. 7.09;
- 2** w dniach 8, 28, 29.III na odcinku Frankfurt (Oder) - Berlin Hauptbahnhof ZKA (Berlin Hauptbahnhof przyj. 12.30);
- 3** w dniu 15.IV Świnoujście przyj. 15.13, a w dniach 16.IV - 6.V godz. 15.00;
- 4** kursuje 3, 4, 7, 8.IV i od 11.IV w i oraz 1.V, 4.VI oprócz 2.V, 6.VI;
- 5** w dniach 9.III - 3.IV Gdynia Główna przyj. 14.14;
- 6** kursuje do 30.III w i .
- 7** w dniach 7 - 10, 13 - 17, 20 - 24.IV kursuje do stacji Dresden Neustadt z pominięciem stacji Leipzig Hauptbahnhof (na odcinku Węgliniec - Dresden Neustadt ZKA, Dresden Neustadt przyj. 13.10);

| | | | | | | | | | | | | | | | | | | | | | |
|-------------------------------------|---|---------|----------|---------|---------|---------|---------|--------|---------|---------|--------|----------|---------|-------|--|--|---------|--|----------|--|----------|
| Lublin Główny / Wien Hauptbahnhof* | o | | | | | | | | | | | | | | | | | | | | |
| Przemyśl Główny / Zakopane* | o | | | | | | | | | | | | | | | | | | | | |
| Warszawa Wschodnia / Kielce Główny* | o | | | | | | | | | | | | | | | | | | | | |
| Warszawa Centralna / Wisła Głębcze* | o | | | | | | | | | | | | | | | | | | | | |
| Kraków Główny / Bielsko-Biała Gł.* | o | | | | | | | | | | | | | | | | | | | | |
| Katowice / Racibórz* | o | | | | | | | | | | | | | | | | | | | | |
| Kędzierzyn-Koźle | o | ≈ 12.36 | | ≈ 13.10 | | | | | | | | | | | | | ≈ 14.41 | | ≈ 14.28* | | |
| Opole Główne | p | ≈ 13.13 | | ≈ 13.44 | | | | | | | | | | | | | ≈ 15.17 | | ≈ 15.00 | | |
| | | | D5 | D5 | D5 | | IC | D5 | EIC | | D5 | IC | D5 | REGIO | | | | | D5 | | |
| Informacja o pociągu | | R-46413 | KD-66123 | R-46415 | | I-37001 | R-46415 | I-1603 | | R-46213 | I-3813 | KD-66125 | R-46211 | | | | | | R-46215 | | |
| | | E 2 | E 2 | E 2 | | 1-2 | E 2 | 1-2 | | E 2 | 1-2 | E 2 | E 2 | | | | | | E 2 | | |
| km | | ♣♣* | ♣♣* | ♣♣* | | ♣✕* | ♣♣* | ♣✕* | | ♣♣* | ♣✕* | ♣♣* | ♣♣* | | | | | | ♣♣* | | |
| | | Ⓣ | Ⓢ | Ⓣ | | 1 | Ⓣ | K 4 | | ♣♣* | K 2 | Ⓣ | Ⓣ | | | | | | 3 | | |
| 0 | OPOLE GŁÓWNE | 215 | o | | ≈ 13.15 | | ≈ 13.46 | | | ≈ 14.44 | | | | | | | | | ≈ 15.23 | | ≈ 15.38 |
| 2,009 | Opole Zachodnie | | | | ≈ 13.18 | | ≈ 13.49 | | | ≈ 14.47 | | | | | | | | | ≈ 15.26 | | ≈ 15.41 |
| 7,708 | Chróścina Opolska | | | | ≈ 13.22 | | ≈ 13.53 | | | ≈ 14.51 | | | | | | | | | ≈ 15.30 | | ≈ 15.46 |
| 13,063 | Dąbrowa Niemodlińska | | | | ≈ 13.26 | | ≈ 13.57 | | | ≈ 14.55 | | | | | | | | | ≈ 15.34 | | ≈ 15.50 |
| 20,536 | Przecza | | | | ≈ 13.32 | | ≈ 14.02 | | | ≈ 15.01 | | | | | | | | | ≈ 15.39 | | ≈ 15.55 |
| 25,048 | Lewin Brzeski | | | | ≈ 13.36 | | ≈ 14.06 | | | ≈ 15.05 | | | | | | | | | ≈ 15.42 | | ≈ 15.59 |
| 30,719 | Łosiów | | | | ≈ 13.40 | | ≈ 14.10 | | | ≈ 15.09 | | | | | | | | | ≈ 15.46 | | ≈ 16.04 |
| 40,125 | Brzeg | | p | | ≈ 13.47 | | ≈ 14.16 | | | ≈ 15.15 | | | | | | | | | ≈ 15.54 | | ≈ 16.10 |
| 48,754 | Lipki | | o | | ≈ 13.48 | ≈ 14.05 | ≈ 14.17 | | | ≈ 15.16 | | ≈ 15.31 | ≈ 15.43 | | | | | | | | ≈ 16.11 |
| 49,068 | Granica Województwa | | | | ≈ 13.54 | | ≈ 14.23 | | | ≈ 15.22 | | | | | | | | | | | ≈ 16.17 |
| 55,191 | Oława | | p | | ≈ 13.58 | ≈ 14.14 | ≈ 14.28 | | | ≈ 15.26 | | ≈ 15.39 | ≈ 15.52 | | | | | | | | ≈ 16.21 |
| 57,778 | Oława Zachodnia | | o | | ≈ 13.59 | ≈ 14.15 | | | ≈ 14.37 | ≈ 15.27 | | ≈ 15.41 | ≈ 15.53 | | | | | | | | ≈ 16.22 |
| 62,544 | Lizawice | | | | ≈ 14.02 | | | | ≈ 14.41 | ≈ 15.30 | | | | | | | | | | | ≈ 16.25 |
| 67,883 | Zębice Wrocławskie | | | | ≈ 14.06 | | | | ≈ 14.46 | ≈ 15.34 | | | | | | | | | | | ≈ 16.29 |
| 71,652 | Święta Katarzyna | | | | ≈ 14.10 | | | | ≈ 14.51 | ≈ 15.38 | | | | | | | | | | | ≈ 16.33 |
| 76,404 | Wrocław Brochów | 215 | ↓ | | ≈ 14.14 | | | | ≈ 14.55 | ≈ 15.42 | | | | | | | | | | | ≈ 16.36 |
| 81,719 | WROCŁAW GŁÓWNY | 215 | p | | ≈ 14.18 | | | | ≈ 14.59 | ≈ 15.46 | | | | | | | | | | | ≈ 16.40 |
| | Wrocław Główny 200, 240, 260, 265, 280 | | o | | ≈ 14.24 | ≈ 14.30 | | | ≈ 15.05 | ≈ 15.52 | | ≈ 15.57 | ≈ 16.08 | | | | | | | | ≈ 16.46 |
| | Poznań Główny / Jelenia Góra* | | p | | | | | | ≈ 14.55 | | | | | | | | | | | | ≈ 16.02 |
| | Zielona Góra Gł. / Szklarska Por. Grn.* | 265 | p | | | | | | ≈ 17.00 | | | | | | | | | | | | ≈ 17.29 |
| | Berlin Hauptbahnhof / Leipzig Hauptbahnhof* | | p | | | | | | ≈ 19.11 | | | | | | | | | | | | ≈ 22.24* |
| | Kołobrzeg / Słupsk* | | p | | | | | | | | | | | | | | | | | | ≈ 22.56* |
| | Gdynia Główna / Ustka* | | p | | | | | | | | | | | | | | | | | | |
| | Szczecin Główny / Kudowa-Zdrój* | | p | | | | | | | | | | | | | | | | | | |
| | Świnoujście / Hel* | | p | | | | | | | | | | | | | | | | | | |

1 do 28.IV Katowice odj. 12.51, a od 18.V Zielona Góra Główna przyj. 17.02; poza tym w dniach 8, 28, 29.III na odcinku Frankfurt (Oder) - Berlin Hauptbahnhof ZKA (Berlin Hauptbahnhof przyj. 16.30);

2 do 18.III i od 30.V Opole Główne przyj. 15.04; poza tym na odcinku Sławno - Ustka ZKA;

3 z Raciborza kursuje w Ⓣ, a od Kędzierzyna-Koźla codziennie;

4 kursuje od 31.III codziennie oprócz 4, 5.IV;

220

OPOLE - BRZEG - OŁAWA - WROCŁAW

| | | D5 | IC | D5 | IC | D5 | D5 | D5 | IC | D5 | IC | | IC | D5 | D5 | IC | | IC | D5 |
|----------------------|--|--------------------------------------|--|---------------------------------------|--|---------------------------------------|--------------------------------------|--------------------------------------|--|--------------------------------------|--|--|--|--|--|---|--|---|--|
| Informacja o pociągu | | R-46419 E 2 ♯ 15.20 ♯ 15.55 | I-3815 1-2 Ⓜ ♯ 15.20 ♯ 15.55 | KD-60371 E 2 ♯ 15.20 ♯ 15.55 | I-1643 E 1-2 Ⓜ ♯ 15.20 ♯ 15.55 | KD-60371 E 2 ♯ 15.20 ♯ 15.55 | R-46419 E 2 ♯ 15.20 ♯ 15.55 | R-46421 E 2 ♯ 15.20 ♯ 15.55 | I-1643 E 1-2 Ⓜ ♯ 15.20 ♯ 15.55 | R-46421 E 2 ♯ 15.20 ♯ 15.55 | I-3717 1-2 Ⓜ ♯ 15.20 ♯ 15.55 | | I-2603 E 1-2 Ⓜ ♯ 15.20 ♯ 15.55 | R-46217 R-66277 E 2 ♯ 16.13* ♯ 16.48 | R-46217 R-66277 E 2 ♯ 16.13* ♯ 16.48 | I-2603 E 1-2 Ⓜ ♯ 16.13* ♯ 16.48 | | I-3719 1-2 Ⓜ ♯ 16.13* ♯ 16.48 | KD-66127 E 2 ♯ 16.13* ♯ 16.48 |
| km | | ♯ 15.58 | 16.14 | ♯ 16.09 | 16.26 | ♯ 16.14 | ♯ 16.14 | ♯ 16.14 | 16.53 | ♯ 16.14 | 17.15 | | 17.29 | ♯ 17.27 | ♯ 17.34 | 17.56 | | 18.12 | |
| 0 | OPOLE GŁÓWNE | 215 o | | | | | | | | | | | | 17.27 | 17.34 | 17.56 | | 18.12 | |
| 2,009 | Opole Zachodnie | | | | | | | | | | | | | 17.30 | 17.36 | | | | |
| 7,708 | Chróścina Opolska | | IC | | IC | | | | IC | | IC | | | 17.34 | 17.41 | | | IC | |
| 13,063 | Dąbrowa Niemodlińska | | IC | | IC | | | | IC | | IC | | | 17.38 | 17.45 | | | IC | |
| 20,536 | Przecha | | IC | | IC | | | | IC | | IC | | | 17.44 | 17.51 | | | IC | |
| 25,048 | Lewin Brzeski | | IC | | IC | | | | IC | | IC | | | 17.48 | 17.54 | | | IC | |
| 30,719 | Łosiów | | IC | | IC | | | | IC | | IC | | | 17.52 | 17.59 | | | IC | |
| 40,125 | Brzeg | p | | | 16.44 | | | | 17.11 | | 17.33 | | | 17.58 | 18.05 | 18.14 | | | |
| 48,754 | Lipki | | | | 16.45 | | | | 17.12 | | 17.34 | | | 17.59 | 18.06 | 18.16 | | | |
| 49,068 | <i>Granica Województwa</i> | | | | 16.42 | | | | 17.10 | | 17.22 | | | 18.05 | 18.12 | | | K | |
| 55,191 | Oława | p | | | 16.48 | | | | 17.20 | | 17.41 | | | 18.10 | 18.16 | 18.24 | | K | |
| 57,778 | Oława Zachodnia | | | | 16.54 | | | | 17.21 | | 17.42 | | | 18.11 | 18.17 | 18.25 | | | |
| 62,544 | Lizawice | | | | 16.57 | | | | 17.00 | | 17.18 | | | 18.13 | 18.20 | | | | |
| 67,883 | Zębice Wrocławskie | | | | 17.00 | | | | 17.03 | | 17.22 | | | 18.17 | 18.24 | | | | |
| 71,652 | Święta Katarzyna | | | | 17.07 | | | | 17.07 | | 17.22 | | | 18.17 | 18.24 | | | | |
| 76,404 | Wrocław Brochów | 215 ↓ | | | 17.07 | | | | 17.11 | | 17.29 | | | 18.22 | 18.28 | | | | |
| 81,719 | WROCŁAW GŁÓWNY | 215 p | 16.54 | | 17.09 | | | | 17.14 | | 17.33 | | | 18.25 | 18.32 | | | | |
| | <i>Wrocław Główny 200, 240, 260, 265, 280</i> | o | 17.05 | | 17.15 | | | | 17.40 | | 18.02 | | | 18.29 | 18.36 | | | | |
| | <i>Poznań Główny / Jelenia Góra*</i> | p | | | 19.11* | | | | 19.44* | | 19.29 | | | 18.35 | 18.42 | 18.41 | | 19.17 | |
| | <i>Zielona Góra Gl. / Szklarska Por. Grn.* 265</i> | p | 18.59 | | | | | | | | | | | 18.35 | 18.42 | 18.41 | | | |
| | <i>Berlin Hauptbahnhof / Leipzig Hauptbahnhof*</i> | p | | | | | | | | | | | | 18.35 | 18.42 | 18.41 | | | |
| | <i>Kołobrzeg / Słupsk*</i> | p | | | | | | | | | | | | 18.35 | 18.42 | 18.41 | | | |
| | <i>Gdynia Główna / Ustka*</i> | p | | | | | | | | | | | | 18.35 | 18.42 | 18.41 | | | |
| | <i>Szczecin Główny / Kudowa-Zdrój*</i> | p | 21.20 | | | | | | | | | | | 18.35 | 18.42 | 18.41 | | | |
| | <i>Swinoujście / Hel*</i> | p | | | | | | | | | | | | 18.35 | 18.42 | 18.41 | | | |

- 1** do 28.IV Katowice odj. 14.56, a od 18.IV Zielona Góra Główna przyj. 19.07, Szczecin Główny 21.29;
- 2** z Kędzierzyna-Koźła kursuje do 29.III w ©, a od Opola Głównego codziennie do 30.III;
- 3** z Kędzierzyna-Koźła kursuje od 4.IV w ©, a od Opola Głównego codziennie od 31.III;
- 4** do Brzegu kursuje w ©, a do Wrocławia Głównego od 31.III w ©;
- 5** kursuje codziennie do 30.III;
- 6** kursuje codziennie od 31.III;
- 7** kursuje do 30.III w ©;

| | | | | | | | | | | | | | | | | | | | |
|-------------------------------------|---|---------|---------|---------|--------|----------|---------|--------|--------|--------|--------|---------|---------|--------|---------|----------|---------|---------|----------|
| Lublin Główny / Wien Hauptbahnhof* | o | | | | | | | | | | | | | | | | | | 16.10* |
| Przemyśl Główny / Zakopane* | o | | | | | | | | | 13.44 | | | | | | | | | < |
| Warszawa Wschodnia / Kielce Główny* | o | | | | | | | | | < | 15.09 | | | | | | | | < |
| Warszawa Centralna / Wisła Głębce* | o | | | | 16.03* | | | | | 15.28 | | | | | | | | | < |
| Kraków Główny / Bielsko-Biała Gł.* | o | | | | < | | | | | < | < | | | | | | | | < |
| Katowice / Racibórz* | o | 17.02* | 17.02* | | < | | | | | < | < | | | | | | | | 17.55 |
| Kędzierzyn-Koźle | o | 17.38 | 17.38 | 18.01 | < | | | | | < | < | | | | | | | | 18.50 |
| Opole Główne | p | 18.22 | 18.22 | 18.26 | 18.37 | | | | | 17.45 | 19.11 | | | | | | | | 19.55 |
| | | | | | | | | | | 19.05 | 19.11 | | | | | | | | 20.24 |
| | | | | | | | | | | 19.35 | 19.43 | | | | | | | | 20.45 |
| | | REGIO | REGIO | REGIO | IC | D5 | REGIO | IC | IC | | EIP | IC | D5 | IC | D5 | D5 | D5 | IC | D5 |
| Informacja o pociągu | | R-46221 | R-46221 | R-46051 | I-1645 | KD-60373 | R-46221 | I-3831 | I-1645 | | I-1605 | I-37151 | R-46223 | I-3601 | R-46223 | KD-60375 | R-66205 | I-47001 | KD-66129 |
| km | | E 2 | E 2 | E 2 | E 1-2 | E 2 | E 2 | 1-2 | E 1-2 | | E 1-2 | 1-2 | E 2 | 1-2 | E 2 | E 2 | E 2 | 2 | E 2 |
| | | ♣♣* | ♣♣* | ♣♣* | ♣♣* | ♣♣* | ♣♣* | ♣♣* | ♣♣* | | ♣♣* | ♣♣* | ♣♣* | ♣♣* | ♣♣* | ♣♣* | ♣♣* | ♣♣* | ♣♣* |
| | | 7 | 8 | 9 | 6 | 10 | 8 | 11 | 5 | | 2 | K | 4 | | | | | K | 10 |
| 0 | OPOLE GŁÓWNE | 215 | o | 18.24 | 18.24 | 18.28 | 18.39 | 19.07 | 19.13 | | 19.37 | 19.46 | 19.53 | 20.18 | | | | 20.26 | 20.47 |
| 2,009 | Opole Zachodnie | | o | 18.26 | 18.26 | 18.31 | | | | | | 19.56 | | | | | | 20.29 | |
| 7,708 | Chróścina Opolska | | o | 18.31 | 18.31 | | | | | | | 20.00 | | | | | | 20.33 | |
| 13,063 | Dąbrowa Niemodlińska | | o | 18.35 | 18.35 | | | | | | | 20.04 | | | | | | 20.38 | |
| 20,536 | Przecza | | o | 18.41 | 18.41 | | | | | | | 20.10 | | | | | | 20.43 | |
| 25,048 | Lewin Brzeski | | o | 18.44 | 18.44 | 18.43 | | | | | | 20.13 | | | | | | 20.47 | |
| 30,719 | Łosiów | | o | 18.50 | | | | | | 18.57 | | 20.18 | | | | | | 20.51 | |
| 40,125 | Brzeg | | p | 18.57 | | 18.52 | 18.58 | 19.05 | 19.25 | 19.31 | | 20.24 | | | | | | 20.59 | |
| 48,754 | Lipki | | o | | | 18.53 | 18.59 | 19.02 | 19.26 | 19.32 | | 20.25 | | | | 20.45 | | | 21.12 |
| 49,068 | Granica Województwa | | o | | | | | 19.09 | | | | 20.31 | | | | 20.52 | | | |
| 55,191 | Oława | | p | | | 19.01 | 19.06 | 19.13 | 19.33 | 19.40 | | 20.37 | | | | 20.56 | | | 21.20 |
| 57,778 | Oława Zachodnia | | o | | | 19.01 | 19.07 | 19.14 | 19.34 | 19.41 | | | | | 20.45 | 20.57 | | | 21.21 |
| 62,544 | Lizawice | | o | | | | | 19.16 | | | | | | | 20.48 | 21.00 | | | |
| 67,883 | Zębice Wrocławskie | | o | | | | | 19.20 | | | | | | | 20.52 | 21.04 | | | |
| 71,652 | Święta Katarzyna | | o | | | | | 19.24 | | | | | | | 20.56 | 21.08 | | | |
| 76,404 | Wrocław Brochów | 215 | o | | | | | 19.27 | | | | | | | 21.00 | 21.11 | | | |
| 81,719 | WROCŁAW GŁÓWNY | 215 | p | | | 19.18 | 19.23 | 19.31 | 19.50 | 19.56 | | 21.04 | | | 21.04 | 21.15 | | | |
| | Wrocław Główny 200, 240, 260, 265, 280 | | o | | | | 19.29 | 19.40 | 20.05 | 20.00 | | 21.10 | | | 21.21 | 21.21 | | | |
| | Poznań Główny / Jelenia Góra* | | p | | | | < | 22.00* | 21.31 | < | | 20.46 | | | | | | | 21.29 |
| | Zielona Góra Gł. / Szklarska Por. Grn.* | 265 | p | | | | < | < | < | < | | 22.32 | | | | | | | 22.46 |
| | Berlin Hauptbahnhof / Zgorzelec* | | p | | | | 20.59* | < | < | 21.32* | | | | | | | | | |
| | Kołobrzeg / Słupsk* | | p | | | | | < | < | < | | | | | | | | | |
| | Gdynia Główna / Ustka* | | p | | | | | < | < | < | | | | | | | | | |
| | Szczecin Główny / Kudowa-Zdrój* | | p | | | | | 23.36 | | | | | | | | | | | |
| | Świnoujście / Hel* | | p | | | | | | | | | | | | | | | | |

1 do 28.IV Katowice przyj. 17.48, a w dniach 8 - 23.IV Szczecin Główny przyj. 23.46;

2 kursuje od 31.III codziennie oprócz 4, 5.IV;

3 od 4.VI Wisła Głębce odj. 15.56;

4 od 29.IV Katowice przyj. 18.56;

5 kursuje codziennie do 30.III;

6 kursuje codziennie od 31.III;

7 kursuje do 30.III w 10;

8 kursuje od 31.III w 10;

220

OPOLE - BRZEG - OŁAWA - WROCŁAW

| | | o | o | o | o | o | o | o | o | o | o | o | o | o | o | o | o | o | o |
|--------------------------------------|---|-----------------|---------------|----------------|----------------|-----------------|----------------|----------------|-----------------|---------------|-------|-----------------|-----------------|-----------------|---|---------------|-----------------|--------------|--------------|
| Lublin Główny / Wien Hauptbahnhof* | | | | | | | | | | | | | | | | | | | |
| Przemyśl Główny / Zakopane* | | | 15.34 | | | | | | | | | | | | | | | | |
| Warszawa Wschodnia / Kielce Głównie* | | 17.09 | | | | | | | | | | | | | | | | | |
| Warszawa Centralna / Wisła Głębce* | | 17.20 | | | | | | | | | | | | | | | | | |
| Kraków Główny / Bielsko-Biała Gl.* | | | 18.32 | | | | | | | | | | | | | | | | |
| Katowice / Racibórz* | | | 19.45 | | | | | | | | | | | | | | | | |
| Kędzierzyn-Koźle | | | | | | | | | | | | | | | | | | | |
| Opole Główne | | 21.04 | 21.04 | | | | | | | | | | | | | | | | |
| Informacja o pociągu | | IC | IC | D5 | D5 | IC | D5 | TLK | IC | IC | | D5 | IC | IC | | | IC | IC | IC |
| km | | I-1647 E 1-2 | I-3603 1-2 | R-46225 E 2 | R-46227 E 2 | I-1647 E 1-2 | R-46227 E 2 | I-36101 1-2 | I-2601 E 1-2 | I-3605 1-2 | | KD-60377 E 2 | I-2601 E 1-2 | I-2601 E 1-2 | | | I-1649 E 1-2 | I-37011 2 | I-37011 2 |
| | | ☉☌☌☌☌☌ K 9 | ☉☌☌☌☌☌ K 7 | ☉☌☌☌☌ 8 | ☉☌☌☌☌ 9 | ☉☌☌☌☌☌ K 6 | ☉☌☌☌☌ 8 | ☉☌☌☌☌ K 2 | ☉☌☌☌☌☌ K 9 | ☌☌☌☌ K | | ☉☌☌☌☌ K 3 | ☉☌☌☌☌☌ K 10 | | | ☉☌☌☌☌☌ K 5 | ☌☌☌☌☌☌ 1 | ☌☌☌☌☌☌ 4 | |
| 0 | OPOLE GŁÓWNE | 215 | o | 21.06 | 21.12 | 21.22 | 21.25 | 21.42 | 21.52 | 22.00 | 22.12 | | | | | | 23.54 | 0.01 | |
| 2,009 | Opole Zachodnie | | | 21.25 | 21.28 | 21.29 | 21.32 | | | | | | | | | | | | |
| 7,708 | Chróścina Opolska | | | 21.33 | 21.36 | 21.39 | 21.42 | | | | | | | | | | | | |
| 13,063 | Dąbrowa Niemodlińska | | | 21.43 | 21.46 | 21.47 | 21.50 | | | | | | | | | | | | |
| 20,536 | Przecza | | | 21.53 | 21.56 | 21.54 | 21.57 | | | | | | | | | | | | |
| 25,048 | Lewin Brzeski | | | 22.00 | 22.03 | 22.05 | 22.08 | | | | | | | | | | | | |
| 30,719 | Łosiów | | | 22.09 | 22.11 | 22.14 | 22.17 | | | | | | | | | | | | |
| 40,125 | Brzeg | | | 22.15 | 22.18 | 22.21 | 22.24 | | | | | | | | | | | | |
| 48,754 | Lipki | | | 22.27 | 22.30 | 22.33 | 22.36 | | | | | | | | | | | | |
| 49,068 | Granica Województwa | | | 22.37 | 22.40 | 22.43 | 22.46 | | | | | | | | | | | | |
| 55,191 | Oława | | | 22.47 | 22.50 | 22.53 | 22.56 | | | | | | | | | | | | |
| 57,778 | Oława Zachodnia | | | 22.57 | 23.00 | 23.03 | 23.06 | | | | | | | | | | | | |
| 62,544 | Lizawice | | | 23.07 | 23.10 | 23.13 | 23.16 | | | | | | | | | | | | |
| 67,883 | Zębice Wrocławskie | | | 23.17 | 23.20 | 23.23 | 23.26 | | | | | | | | | | | | |
| 71,652 | Święta Katarzyna | | | 23.27 | 23.30 | 23.33 | 23.36 | | | | | | | | | | | | |
| 76,404 | Wrocław Brochów | 215 | | 23.37 | 23.40 | 23.43 | 23.46 | | | | | | | | | | | | |
| 81,719 | WROCŁAW GŁÓWNY | 215 | p | 21.50 | 21.55 | 22.33 | 22.39 | 22.27 | 22.38 | 22.45 | 22.51 | 23.22 | 23.27 | 23.33 | | | 0.38 | 0.45 | 0.50 |
| | Wrocław Główny 200, 240, 260, 265, 280 | o | | 21.55 | | | | 22.38 | | | | | | | | | | | 0.53 |
| | Poznań Główny / Jelenia Góra* | p | | 23.45* | | | | 0.23* | | | | | | | | | | | 2.22 |
| | Zielona Góra Gl. / Szklarska Por. Grn.* 265 | p | | | | | | | | | | | | | | | | | |
| | Berlin Hauptbahnhof / Leipzig Hauptbahnhof* | p | | | | | | | | | | | | | | | | | 6.14 |
| | Kołobrzeg / Słupsk* | p | | | | | | | | | | | | | | | | | |
| | Gdynia Główna / Ustka* | p | | | | | | | | | | | | | | | | | |
| | Szczecin Główny / Kudowa-Zdrój* | p | | | | | | | | | | | | | | | | | 5.09 |
| | Swinoujście / Hel* | p | | | | | | | | | | | | | | | | | 6.38 |

- 1** w relacji Przemyśl Główny - Berlin Hauptbahnhof / Swinoujście kursuje codziennie, a w relacji Przemyśl Główny - Berlin Charlottenburg / Swinoujście codziennie oprócz 27/28, 28/29.III; na odcinku Brzeg - Wrocław Główny kursuje codziennie oprócz 11/12, 12/13, 26/27 - 28/29.III (w dniu 28/29.III Poznań Główny przyj. 3.22, Szczecin Główny 6.07, Swinoujście 7.33, a w dniach 7/8 - 22/23.IV Szczecin Główny przyj. 5.18; poza tym w dniach 7/8 - 12/13, 14/15.IV Swinoujście przyj. 6.43, w dniu 13/14.IV godz. 7.08, a w dniach 15/16 - 5/6.V godz. 6.50; ponadto od 29.IV Katowice odj. 22.44; a w dniach 27/28, 28/29.III na odcinku Frankfurt (Oder) - Berlin Hauptbahnhof ZKA, Berlin Hauptbahnhof przyj. 7.30, a w dniu 28/29.III godz. 8.30);
- 2** kursuje w 5 i 7 oraz 1, 2, 6, 7, 30.IV, 3.VI oprócz 5.IV, 1.V, 5.VI (do 29.III Opole Główne odj. 21.56, Wrocław Główny przyj. 22.44);
- 3** do Oławy kursuje do 30.III codziennie oprócz 11, 12, 26 - 28.III;
- 4** kursuje 11/12, 12/13, 26/27 - 28/29.III;
- 5** kursuje codziennie od 31.III/1.IV;
- 6** kursuje codziennie do 30/31.III;
- 7** od 29.IV Katowice przyj. 19.49;
- 8** kursuje codziennie do 30.III;
- 9** kursuje codziennie od 31.III;
- 10** kursuje 11, 12, 26 - 28.III;

| Trzebnica 204 o | | 3.38 | | | 5.08 | | 6.12 | | | | 8.27 | | | | | | |
|---------------------------|--|------------------------------------|------------------------------------|--|------------------------------------|--|------------------------------------|--|------------------------|------------------------|------------------------------------|------------------------------------|-------|------------------------|--|------------------------|------------------------------------|
| Wrocław Główny 200, 204 p | | 4.46 | | | 6.19 | | 7.31 | | | | 9.43 | | | | | | |
| Informacja o pociągu | | D4 | D64 | | D4 | D64 | D4 | | D4 | D4 | D64 | D4 | | D4 | | D4 | |
| km | | KD-69902 KD-69903 2 ♣ ♣ * | KD-66900 KD-66901 2 ♣ ♣ * | | KD-69904 KD-69905 2 ♣ ♣ * | KD-66902/3 KD-66904/5 2 ♣ ♣ * | KD-69906 KD-69907 2 ♣ ♣ * | | KD-60201 2 ♣ ♣ * | KD-60203 2 ♣ ♣ * | KD-69105 KD-69104 2 ♣ ♣ * | KD-69910 KD-69911 2 ♣ ♣ * | | KD-60205 2 ♣ ♣ * | | KD-60207 2 ♣ ♣ * | KD-60209 KD-60208 2 ♣ ♣ * |
| | | Ⓣ 2 | Ⓣ | | Ⓣ 2 | Ⓣ 1 | Ⓣ 2 | | Ⓣ | Ⓣ | ♣ ♣ * | ♣ ♣ * | | Ⓣ | | ♣ ♣ * | ♣ ♣ * |
| 0 | WROCLAW GŁÓWNY 200, 204, 240, 280 o | 4.49 | | | 6.28 | | 7.34 | | 8.53 | 9.01 | 9.16 | 9.45 | | 10.36 | | 11.15 | 12.15 |
| 6,842 | Wrocław Wojszyce | 4.56 | | | 6.35 | | | | 9.00 | | < | 9.52 | | 10.43 | | 11.22 | |
| 9,421 | Wrocław Partynice | 4.59 | | | 6.38 | | 7.42 | | 9.03 | 9.09 | < | 9.55 | | 10.47 | | 11.25 | 12.23 |
| 12,800 | Bielany Wrocławskie | 5.03 | | | 6.48 | | 7.47 | | 9.07 | 9.14 | < | 9.59 | | 10.56 | | 11.29 | 12.28 |
| 16,174 | Domasław | 5.07 | | | 6.52 | | | | 9.11 | | < | 10.03 | | 11.00 | | 11.33 | |
| 20,593 | Kobierzyce | 5.11 | | | 6.57 | | 7.53 | | 9.16 | 9.20 | < | 10.07 | | 11.04 | | 11.38 | 12.34 |
| 22,829 | Wierzbice ▲ | 5.12 | | | 7.03 | | 7.54 | | | 9.21 | < | 10.08 | | | | 11.38 | 12.35 |
| 26,033 | Pustków Żurawski | 5.15 | | | 7.06 | | | | | | < | 10.11 | | | | 11.41 | |
| 33,408 | Rogów Sobócki | 5.19 | | | 7.10 | | | | | | < | 10.15 | | | | 11.45 | |
| 37,559 | Sobótka | 5.25 | | | 7.16 | | | | | | < | 10.21 | | | | 11.51 | |
| 40,314 | Sobótka Zachodnia | 5.29 | | | 7.20 | | 8.08 | | | 9.35 | < | 10.25 | | | | 11.56 | 12.49 |
| 43,300 | Strzelce Świdnickie ▲ | 5.33 | | | 7.23 | | | | | | < | 10.28 | | | | 11.58 | |
| 46,245 | Szczepanów | | | | 7.24 | | | | | | < | 10.29 | | | | 11.59 | |
| 49,900 | Marcinowice Świdnickie | | | | 7.27 | | | | | | < | 10.32 | | | | 12.02 | |
| 54,910 | Pszemno ▲ | | | | 7.31 | | | | | | < | 10.36 | | | | 12.06 | |
| 58,000 | Świdnica Przedmieście | | | | 7.35 | | 8.27 | | | 9.52 | < | 10.40 | | | | 12.11 | 13.06 |
| 60,500 | Świdnica Miasto 235 p | | | | 7.41 | | | | | | < | 10.46 | | | | 12.16 | |
| | Świdnica Miasto 235 o | | | | 7.45 | | 8.35 | | | 10.00 | < | 10.50 | | | | 12.20 | 13.14 |
| | Świdnica Miasto 235 o | | | | 7.49 | | 8.40 | | | 10.04 | < | 10.54 | | | | 12.24 | 13.17 |
| | Świdnica Miasto 235 o | | z Legnicy | | | | | | | | < | 11.02 | | | | | 13.25 |
| | Dzierżoniów Śląski 235 p | | | | | | | | | | | < | 11.24 | | | | 13.53 |
| | Bielawa Zachodnia 235 p | | | | | | | | | | | < | 11.34 | | | | 14.12 |
| | Świdnica Miasto 235 o | | | | | | | | | | | < | | | | | |
| | Jaworzyna Śląska 235, 240 p | | | | | | | | | | < | | | | | | |
| | Jaworzyna Śląska 235, 240 o | | 5.42 | | | | 7.59 | | | | | 9.57 | | | | | |
| | Świdnica Miasto 235 p | | 5.54 | | | | 8.12 | | | | | 10.10 | | | | | |
| 60,500 | Świdnica Miasto 235 o | | 5.55 | | | | 8.12 | | | | | 10.11 | | | | | |
| 66,393 | Burkatów ▲ | | 6.01 | | | | 8.19 | | | | | 10.17 | | | | | |
| 68,414 | Bystrzyca Górna | | 6.04 | | | | 8.22 | | | | | 10.20 | | | | | |
| 70,199 | Lubachów ▲ | | 6.07 | | | | 8.25 | | | | | 10.23 | | | | | |
| 74,111 | Zagórze Śląskie | | 6.12 | | | | 8.31 | | | | | 10.28 | | | | | |
| 76,693 | Jugowice | | 6.16 | | | | 8.35 | | | | | 10.32 | | | | | |
| 82,025 | Jedlina-Zdrój Centrum | | 6.22 | | | | 8.41 | | | | | 10.38 | | | | | |
| 84,994 | JEDLINA-ZDRÓJ 245 p | | 6.26 | | | | 8.45 | | | | | 10.42 | | | | | |
| | Jedlina-Zdrój 245 o | | 6.26 | | | | 8.50 | | | | | 10.42 | | | | | |
| | Głuszycza 245 p | | 6.31 | | | | 8.54 | | | | | 10.47 | | | | | |

1 w © kursuje z Legnicy jako KD-66902/3 **BYSTRZYCA**, a od Jaworzyny Śląskiej codziennie;

2 na odcinku Trzebnica - Wrocław Zakrzów ZKA;

223

WROCLAW - SOBÓTKA - ŚWIDNICA - JEDLINA-ZDRÓJ

| Trzebnica 204 o | | | | | | 14.15 | | | | 17.26 | | | | 19.51 | | | |
|---------------------------|--|------------|----------------------|------------|--|------------------------|----------------------|----------------------|--|----------------------|----------------------|----------------------|----------------------|-------|------------------------|----------------------|----------------------|
| Wrocław Główny 200, 204 p | | | | | | 15.31 | | 15.20 | | 18.39 | | | | 21.01 | | | |
| Informacja o pociągu | | D4 | D64 | D4 | | D4 | D64 | D4 | | D4 | D64 | D4 | D64 | | D4 | D64 | D4 |
| | | KD-60211 | KD-66906 KD-66907 | KD-60213 | | KD-69918/9 KD-60215 | KD-66908 KD-66909 | KD-69920 KD-69921 | | KD-60217 KD-60216 | KD-66910 KD-66911 | KD-69924 KD-69925 | KD-69113 KD-69112 | | KD-69928/9 KD-60219 | KD-69115 KD-69114 | KD-60221 KD-60220 |
| km | | 2 ⚡ ⚡ * | 2 ⚡ ⚡ * | 2 ⚡ ⚡ * | | 2 ⚡ ⚡ * | 2 ⚡ ⚡ * | 2 ⚡ ⚡ * | | 2 ⚡ ⚡ * | 2 ⚡ ⚡ * | 2 ⚡ ⚡ * | 2 ⚡ ⚡ * | | 2 ⚡ ⚡ * | 2 ⚡ ⚡ * | 2 ⚡ ⚡ * |
| | | Ⓜ | Ⓜ | Ⓜ | | Ⓜ | Ⓜ | Ⓜ | | Ⓜ | Ⓜ | Ⓜ | Ⓜ | | Ⓜ | Ⓜ | Ⓜ |
| 0 | WROCLAW GŁÓWNY 200, 204, 240, 280 o | 13.43 | | 14.48 | | 15.37 | | 16.40 | | 17.32 | | 18.51 | 19.24 | | 21.04 | 21.20 | 22.31 |
| 6,842 | Wrocław Wojszyce | 13.50 | | 14.55 | | 15.44 | | 16.47 | | 17.40 | | 18.58 | 19.01 | | 21.11 | 21.14 | 22.38 |
| 9,421 | Wrocław Partynice | 13.53 | | 14.58 | | 15.47 | | 16.50 | | 17.45 | | 19.05 | 19.09 | | 21.14 | 21.18 | 22.41 |
| 12,800 | Bielany Wrocławskie | 13.57 | | 15.02 | | 15.52 | | 16.54 | | 17.51 | | 19.13 | 19.18 | | 21.18 | 21.22 | 22.45 |
| 16,174 | Domasław | 14.01 | | 15.05 | | 15.55 | | 16.58 | | 17.52 | | 19.18 | 19.21 | | 21.22 | 21.27 | 22.49 |
| 20,593 | Kobierzyce | 14.05 | | 15.09 | | 16.00 | | 17.03 | | 17.55 | | 19.18 | 19.21 | | 21.27 | 21.30 | 22.54 |
| 22,829 | Wierzbie ▲ | 14.06 | | 15.10 | | 16.00 | | 17.03 | | 17.57 | | 19.18 | 19.21 | | 21.27 | 21.30 | 22.54 |
| 22,829 | Wierzbie ▲ | 14.09 | | 15.12 | | 16.03 | | 17.06 | | 17.57 | | 19.18 | 19.21 | | 21.27 | 21.30 | 22.54 |
| 26,033 | Pustków Żurawski | 14.12 | | 15.16 | | 16.07 | | 17.10 | | 17.57 | | 19.18 | 19.21 | | 21.30 | 21.34 | 22.57 |
| 33,408 | Rogów Sobócki | 14.18 | | 15.22 | | 16.13 | | 17.16 | | 18.06 | | 19.32 | 19.36 | | 21.34 | 21.40 | 23.01 |
| 37,559 | Sobótka | 14.23 | | 15.26 | | 16.18 | | 17.21 | | 18.06 | | 19.36 | 19.39 | | 21.40 | 21.45 | 23.07 |
| 40,314 | Sobótka Zachodnia | 14.26 | | 15.30 | | 16.21 | | 17.25 | | 18.06 | | 19.39 | 19.43 | | 21.45 | 21.47 | 23.12 |
| 43,300 | Strzelce Świdnickie ▲ | 14.31 | | 15.34 | | 16.24 | | 17.28 | | 18.06 | | 19.39 | 19.43 | | 21.47 | 21.48 | 23.14 |
| 46,245 | Szczepanów | 14.34 | | 15.37 | | 16.27 | | 17.31 | | 18.06 | | 19.39 | 19.43 | | 21.48 | 21.51 | 23.15 |
| 49,900 | Marcinowice Świdnickie | 14.38 | | 15.41 | | 16.30 | | 17.34 | | 18.06 | | 19.43 | 19.47 | | 21.51 | 21.55 | 23.18 |
| 54,910 | Pszemno ▲ | 14.43 | | 15.46 | | 16.33 | | 17.37 | | 18.17 | | 19.47 | 19.51 | | 21.55 | 22.00 | 23.22 |
| 58,000 | Świdnica Przedmieście | 14.48 | | 15.51 | | 16.38 | | 17.43 | | 18.17 | | 19.51 | 19.57 | | 22.00 | 22.05 | 23.27 |
| 60,500 | Świdnica Miasto 235 p | 14.53 | | 15.56 | | 16.42 | | 17.47 | | 18.25 | | 20.01 | 20.05 | | 22.05 | 22.09 | 23.32 |
| | Świdnica Miasto 235 p | 14.57 | | 16.00 | | 16.46 | | 17.50 | | 18.29 | | 20.05 | 20.09 | | 22.09 | 22.13 | 23.37 |
| | Świdnica Miasto 235 o | | | | | | | | | 18.37 | | | | | | | 23.40 |
| | Dzierżoniów Śląski 235 p | | | | | | | | | 18.37 | | | | | | | 23.50 |
| | Bielawa Zachodnia 235 p | | | | | | | | | 18.57 | | | | | | | 0.13 |
| | Świdnica Miasto 235 o | | | | | | | | | 19.07 | | | | | | | 0.23 |
| | Jaworzyna Śląska 235, 240 p | | | | | | | 17.51 | | | | | | | 22.14 | | |
| | Jaworzyna Śląska 235, 240 o | | | | | | | 18.05 | | | | | | | 22.28 | | |
| | Świdnica Miasto 235 p | | 15.01 | | | | | 17.24 | | | | | | | | | |
| | Świdnica Miasto 235 p | | 15.14 | | | | | 17.36 | | | | | | | | | |
| 60,500 | Świdnica Miasto 235 o | | 15.15 | | | | | 17.37 | | | | | | | | | |
| 66,393 | Burkatów ▲ | | 15.21 | | | | | 17.43 | | | | | | | | | |
| 68,414 | Bystrzyca Górna | | 15.24 | | | | | 17.46 | | | | | | | | | |
| 70,199 | Lubachów ▲ | | 15.27 | | | | | 17.49 | | | | | | | | | |
| 74,111 | Zagórze Śląskie | | 15.32 | | | | | 17.54 | | | | | | | | | |
| 76,693 | Jugowice | | 15.36 | | | | | 17.58 | | | | | | | | | |
| 82,025 | Jedlina-Zdrój Centrum | | 15.42 | | | | | 18.04 | | | | | | | | | |
| 84,994 | JEDLINA-ZDRÓJ 245 p | | 15.46 | | | | | 18.09 | | | | | | | | | |
| | Jedlina-Zdrój 245 o | | 15.46 | | | | | 19.03 | | | | | | | | | |
| | Gluszyca 245 p | | 15.51 | | | | | 19.07 | | | | | | | | | |

- 1 z Trzebnicy kursuje w Ⓜ, a od Wrocławia Głównego codziennie (na odcinku Trzebnica - Wrocław Zakrzów ZKA);
- 2 w dniach 14, 15.III na odcinku Legnica - Jawor ZKA;
- 3 na odcinku Trzebnica - Wrocław Zakrzów ZKA;

| Głuszyca Jedlina-Zdrój | | 245 o 245 p | | | | | | | | | | 6.46 6.49 | | | | | |
|---------------------------|--------------------------|----------------------|------------------------------------|------|------------------------------------|------------------------|--|------------------------|------------------------|------|--|------------------------------------|--------------------------------------|--|------------------------|--|------------------------|
| Informacja o pociągu | | | D4 | | D4 | D4 | | D4 | D4 | | | D64 | D4 | | D4 | | D4 |
| km | | | KD-60238 KD-60239 2 b o * | | KD-60243 KD-60240 2 b o * | KD-60240 2 b o * | | KD-60244 2 b o * | KD-60246 2 b o * | | | KD-66949 KD-66948 2 b o * | KD-60248/9 KD-60250 2 b o * | | KD-60252 2 b o * | | KD-60254 2 b o * |
| | | | Ⓣ 2 | | Ⓣ | Ⓢ | | Ⓣ | Ⓢ | | | Ⓣ | Ⓢ | | Ⓣ | | Ⓢ |
| 0 | JEDLINA-ZDRÓJ | 245 o | | | | | | | | | | 6.50 | | | | | |
| 2,969 | Jedlina-Zdrój Centrum | | | | | | | | | | | 6.54 | | | | | |
| 8,301 | Jugowice | | | | | | | | | | | 7.00 | | | | | |
| 10,883 | Zagórze Śląskie | | | | | | | | | | | 7.04 | | | | | |
| 14,795 | Lubachów ▲ | | | | | | | | | | | 7.09 | | | | | |
| 16,580 | Bystrzyca Górna | | | | | | | | | | | 7.11 | | | | | |
| 18,601 | Burkatów ▲ | | | | | | | | | | | 7.14 | | | | | |
| 24,494 | Świdnica Miasto | 235 p | | | | | | | | | | 7.20 | | | | | |
| | Świdnica Miasto | 235 o | | | | | | | | | | 7.21 | | | | | |
| | Jaworzyna Śląska | 235, 240 p | | | | | | | | | | 7.33 | | | | | |
| | Jaworzyna Śląska | 235, 240 o | | 3.52 | | | | | | 6.01 | | | | | | | |
| | Świdnica Miasto | 235 p | | 4.05 | | | | | | 6.15 | | | | | | | |
| | Bielawa Zachodnia | 235 o | | < | | | | | | < | | | | | | | |
| | Dzierżoniów Śląski | 235 o | | < | | | | | | < | | | | | | | |
| | Świdnica Miasto | 235 p | | < | | | | | | < | | | | | | | |
| 24,494 | Świdnica Miasto | 235 p | | 4.06 | | | | | | 6.16 | | | | | | | 9.18 |
| 26,994 | Świdnica Przedmieście | | | 4.10 | | | | | | 6.19 | | | | | | | 9.21 |
| 30,084 | Pszemno ▲ | | | 4.14 | | | | | | 6.23 | | | | | | | 9.25 |
| 35,094 | Marcinowice Świdnickie | | | 4.19 | | | | | | 6.28 | | | | | | | 9.30 |
| 38,749 | Szczepanów | | | 4.23 | | | | | | 6.32 | | | | | | | 9.34 |
| 41,649 | Strzelce Świdnickie ▲ | | | 4.27 | | | | | | 6.36 | | | | | | | 9.38 |
| 44,680 | Sobótka Zachodnia | p | | 4.30 | | | | | | 6.39 | | | | | | | 9.41 |
| | | o | | 4.30 | | | | | | 6.15 | | | | | | | 9.42 |
| 47,435 | Sobótka | | | 4.34 | | | | | | 6.18 | | | | | | | 9.45 |
| 51,586 | Rogów Sobócki | | | 4.39 | | | | | | 6.23 | | | | | | | 9.50 |
| 58,961 | Pustków Żurawski | | | 4.45 | | | | | | 6.29 | | | | | | | 9.56 |
| 62,165 | Wierzbitze ▲ | | | 4.49 | | | | | | 6.33 | | | | | | | 10.00 |
| 64,401 | Kobierzyce | p | | 4.52 | | | | | | 6.36 | | | | | | | 10.03 |
| | | o | | 4.52 | | | | | | 6.37 | | | | | | | 10.09 |
| 68,820 | Domasław | | | 4.57 | | | | | | 6.41 | | | | | | | 10.14 |
| 72,194 | Bielany Wrocławskie | | | 5.05 | | | | | | 6.45 | | | | | | | 10.17 |
| 75,573 | Wrocław Partynice | | | 5.09 | | | | | | 6.49 | | | | | | | 10.21 |
| 78,152 | Wrocław Wojszyce | | | 5.12 | | | | | | 6.52 | | | | | | | 10.24 |
| 84,994 | WROCŁAW GŁÓWNY | 200, 204, 240, 280 p | | 5.20 | | | | | | 7.00 | | | | | | | 10.32 |
| | Wrocław Główny | 200, 204 o | | 5.43 | | | | | | | | | | | | | 9.07 |
| | Trzebnica | 204 p | | 6.50 | | | | | | | | | | | | | 10.16 |

1 do Wrocławia Głównego kursuje codziennie, a do Trzebnicy w Ⓣ (na odcinku Wrocław Zakrzów - Trzebnica ZKA);

2 na odcinku Wrocław Zakrzów - Trzebnica ZKA;

223

JEDLINA-ZDRÓJ - ŚWIDNICA - SOBÓTKA - WROCLAW

| Gluszyca 245 o | | 9.03 | | | | | 10.57 | | | | | | | | | | |
|----------------------|--------------------------|----------------------|----------|-------|----------|----------|----------|--|--|------------|--|-------|----------|--|--|-------|----------|
| Jedlina-Zdrój 245 p | | 9.06 | | | | | 11.00 | | | | | | | | | | |
| Informacja o pociągu | | D64 | D4 | | D4 | D4 | D64 | | | D4 | | | D4 | | | | D4 |
| | | KD-66950 | KD-60257 | | KD-60260 | KD-60258 | KD-69125 | | | KD-60264/5 | | | KD-60267 | | | | KD-60268 |
| | | KD-66951 | KD-60256 | | KD-60260 | KD-60258 | KD-69124 | | | KD-60262 | | | KD-60266 | | | | KD-60268 |
| | | 2 | 2 | | 2 | 2 | 2 | | | 2 | | | 2 | | | | 2 |
| | | ♿ | ♿ | | ♿ | ♿ | ♿ | | | ♿ | | | ♿ | | | | ♿ |
| km | | 3 | 3 | | © | © | ♿ | | | 1 | | | 2 | | | | ♿ |
| 0 | JEDLINA-ZDRÓJ | 245 o | 9.12 | | | | 11.07 | | | | | | | | | | |
| 2,969 | Jedlina-Zdrój Centrum | | 9.15 | | | | 11.11 | | | | | | | | | | |
| 8,301 | Jugowice | | 9.22 | | | | 11.17 | | | | | | | | | | |
| 10,883 | Zagórze Śląskie | | 9.26 | | | | 11.21 | | | | | | | | | | |
| 14,795 | Lubachów ▲ | | 9.30 | | | | 11.26 | | | | | | | | | | |
| 16,580 | Bystrzyca Górna | | 9.33 | | | | 11.29 | | | | | | | | | | |
| 18,601 | Burkatów ▲ | | 9.36 | | | | 11.31 | | | | | | | | | | |
| 24,494 | Świdnica Miasto | 235 p | 9.43 | | | | 11.38 | | | | | | | | | | |
| | Świdnica Miasto | 235 o | 9.44 | | | | 11.39 | | | | | | | | | | |
| | Jaworzyna Śląska | 235, 240 p | 9.55 | | | | 11.51 | | | | | | | | | | |
| | Jawor | 235 o | | | | | < | | | | | | | | | | |
| | Świdnica Miasto | 235 p | | | | | < | | | | | | | | | | |
| | Bielawa Zachodnia | 235 o | | 9.25 | | | < | | | | | 13.23 | | | | | |
| | Dzierżoniów Śląski | 235 o | | 9.36 | | | < | | | | | 13.34 | | | | | |
| | Świdnica Miasto | 235 p | | 9.57 | | | < | | | | | 13.56 | | | | | |
| 24,494 | Świdnica Miasto | 235 p | | 10.06 | | 11.00 | < | | | 12.32 | | 14.05 | | | | 15.12 | |
| 26,994 | Świdnica Przedmieście | | | 10.09 | | 11.03 | < | | | 12.35 | | 14.09 | | | | 15.15 | |
| 30,084 | Pszemno ▲ | | | | | | < | | | 12.39 | | 14.12 | | | | 15.19 | |
| 35,094 | Marcinowice Świdnickie | | | 10.17 | | 11.11 | < | | | 12.44 | | 14.18 | | | | 15.24 | |
| 38,749 | Szczepanów | | | | | | < | | | 12.48 | | 14.22 | | | | 15.28 | |
| 41,649 | Strzelce Świdnickie ▲ | | | | | | < | | | 12.52 | | 14.26 | | | | 15.32 | |
| 44,680 | Sobótka Zachodnia | p | | | | | < | | | 12.55 | | 14.29 | | | | 15.35 | |
| 47,435 | Sobótka | o | | 10.34 | | 11.21 | < | | | 12.56 | | 14.29 | | | | 15.36 | |
| 51,586 | Rogów Sobócki | | | | | | < | | | 12.59 | | 14.33 | | | | 15.39 | |
| 58,961 | Pustków Żurawski | | | | | | < | | | 13.04 | | 14.37 | | | | 15.44 | |
| 62,165 | Wierzbice ▲ | | | | | | < | | | 13.10 | | 14.44 | | | | 15.50 | |
| 64,401 | Kobierzyce | p | | 10.47 | | 11.35 | < | | | 13.14 | | 14.48 | | | | 15.54 | |
| 68,820 | Domasław | o | | 10.48 | | 11.40 | < | | | 13.17 | | 14.51 | | | | 15.57 | |
| 72,194 | Bielany Wrocławskie | | | | | 11.40 | < | | | 13.18 | | 14.51 | | | | 16.02 | |
| 75,573 | Wrocław Partynice | | | 10.54 | | 11.47 | < | | | 13.22 | | 14.56 | | | | 16.06 | |
| 78,152 | Wrocław Wojszyce | | | 10.58 | | 11.50 | < | | | 13.26 | | 14.59 | | | | 16.10 | |
| 84,994 | WROCLAW GŁÓWNY | 200, 204, 240, 280 p | | 11.07 | | 12.00 | < | | | 13.30 | | 15.03 | | | | 16.14 | |
| | Wrocław Główny | 200, 204 o | | | | | < | | | 13.33 | | 15.07 | | | | 16.17 | |
| | Trzebnica | 204 p | | | | | < | | | 13.41 | | 15.14 | | | | 16.25 | |
| | | | | | | | | | | 13.44 | | | | | | | |
| | | | | | | | | | | 14.51 | | | | | | | |

1 do Wrocławia Głównego kursuje codziennie, a do Trzebnicy w © (na odcinku Wrocław Zakrzów - Trzebnica ZKA);

2 w © od Bielaw Wrocławskich kursuje 4 minuty później;

3 w dniach 14, 15.III na odcinku Jawor - Legnica ZKA;

| Głuszyca 245 o | | Jedlina-Zdrój 245 p | | 16.02 | | | | 18.07 | | | 19.39 | | 21.15 | | 23.08 |
|----------------------|--|---------------------|----------|----------|----------|--|--|------------|----------|--|----------|----------|----------|--|----------|
| Jedlina-Zdrój 245 p | | | | 16.05 | | | | 18.10 | | | 19.42 | | 21.18 | | 23.11 |
| Informacja o pociągu | | D4 | D4 | D64 | D4 | | | D4 | D64 | | D64 | D4 | D64 | | D64 |
| km | | KD-60272 | KD-60271 | KD-66953 | KD-60274 | | | KD-60277/6 | KD-66954 | | KD-69135 | KD-60280 | KD-69137 | | KD-66957 |
| | | 2 | 2 | 2 | 2 | | | 2 | 2 | | 2 | 2 | 2 | | 2 |
| | | ♣ | ♣ | ♣ | ♣ | | | ♣ | ♣ | | ♣ | ♣ | ♣ | | ♣ |
| | | Ⓣ | Ⓢ | Ⓣ | Ⓢ | | | 1 | 2 | | Ⓣ | 3 | Ⓢ | | Ⓣ |
| 0 | JEDLINA-ZDRÓJ 245 o | | | 16.06 | | | | 18.19 | | | 19.43 | | 21.19 | | 23.12 |
| 2,969 | Jedlina-Zdrój Centrum | | | 16.10 | | | | 18.23 | | | 19.47 | | 21.23 | | 23.16 |
| 8,301 | Jugowice | | | 16.16 | | | | 18.29 | | | 19.53 | | 21.29 | | 23.22 |
| 10,883 | Zagórze Śląskie | | | 16.20 | | | | 18.33 | | | 19.57 | | 21.33 | | 23.26 |
| 14,795 | Lubachów ▲ | | | 16.25 | | | | 18.37 | | | 20.02 | | 21.38 | | 23.31 |
| 16,580 | Bystrzyca Górna | | | 16.27 | | | | 18.40 | | | 20.04 | | 21.40 | | 23.34 |
| 18,601 | Burkatów ▲ | | | 16.30 | | | | 18.43 | | | 20.07 | | 21.43 | | 23.36 |
| 24,494 | Świdnica Miasto 235 p | | | 16.36 | | | | 18.49 | | | 20.13 | | 21.50 | | 23.43 |
| | Świdnica Miasto 235 o | | | 16.37 | | | | 18.50 | | | 20.14 | | 21.53 | | 23.45 |
| | Jaworzyna Śląska 235, 240 p | | | 16.49 | | | | 19.01 | | | 20.25 | | 22.05 | | 23.57 |
| | Jawor 235 o | | | | | | | | | | < | | < | | < |
| | Świdnica Miasto 235 p | | | | | | | | | | < | | < | | < |
| | Bielawa Zachodnia 235 o | | | 15.19 | | | | 18.02 | | | < | | < | | < |
| | Dzierżoniów Śląski 235 o | | | 15.30 | | | | 18.13 | | | < | | < | | < |
| | Świdnica Miasto 235 p | | | 15.51 | | | | 18.33 | | | < | | < | | < |
| 24,494 | Świdnica Miasto 235 p | | | 15.59 | 16.59 | | | 18.41 | | | < | 20.39 | < | | < |
| 26,994 | Świdnica Przedmieście | | | 16.02 | 17.02 | | | 18.45 | | | < | 20.42 | < | | < |
| 30,084 | Pszemno ▲ | | | | 17.05 | | | | | | < | 20.46 | < | | < |
| 35,094 | Marcinowice Świdnickie | | | | 17.11 | | | 18.52 | | | < | 20.51 | < | | < |
| 38,749 | Szczepanów | | | | 17.15 | | | | | | < | 20.55 | < | | < |
| 41,649 | Strzelce Świdnickie ▲ | | | | 17.19 | | | | | | < | 20.59 | < | | < |
| 44,680 | Sobótka Zachodnia p | | | | 17.22 | | | | | | < | 21.02 | < | | < |
| | o | | | | 17.27 | | | | | | < | 21.03 | < | | < |
| 47,435 | Sobótka | | | 16.23 | 17.27 | | | | | | < | 21.06 | < | | < |
| 51,586 | Rogów Sobócki | | | 16.26 | 17.30 | | | 19.03 | | | < | 21.11 | < | | < |
| 58,961 | Pustków Żurawski | | | 16.30 | 17.35 | | | | | | < | 21.17 | < | | < |
| 62,165 | Wierzbice ▲ | | | 16.36 | 17.41 | | | | | | < | 21.21 | < | | < |
| 64,401 | Kobierzyce p | | | 16.40 | 17.45 | | | | | | < | 21.24 | < | | < |
| | o | | | 16.43 | 17.48 | | | 19.16 | | | < | 21.29 | < | | < |
| 68,820 | Domasław | | | 16.43 | 17.53 | | | 19.17 | | | < | 21.33 | < | | < |
| 72,194 | Bielany Wrocławskie | | | 16.47 | 17.58 | | | | | | < | 21.37 | < | | < |
| 75,573 | Wrocław Partynice | | | 16.56 | 18.02 | | | 19.24 | | | < | 21.41 | < | | < |
| 78,152 | Wrocław Wojszyce | | | 16.59 | 18.06 | | | 19.27 | | | < | 21.44 | < | | < |
| 84,994 | WROCŁAW GŁÓWNY 200, 204, 240, 280 p | | | 17.02 | 18.09 | | | | | | < | 21.44 | < | | < |
| | o | | | 17.10 | 18.17 | | | 19.37 | | | < | 21.52 | < | | < |
| | Wrocław Główny 200, 204 o | | | | | | | 19.45 | | | < | 22.00 | < | | < |
| | Trzebnica 204 p | | | | | | | 20.52 | | | < | 23.06 | < | | < |

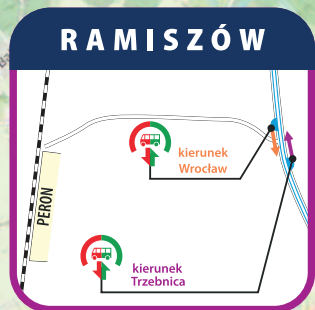
1 do Wrocławia Głównego kursuje codziennie, a do Trzebnicy w Ⓢ (na odcinku Wrocław Zakrzów - Trzebnica ZKA);

2 w dniach 14, 15.III na odcinku Jawor - Legnica ZKA;

3 na odcinku Wrocław Zakrzów - Trzebnica ZKA;



✉ ul. Kolejowa 2,
59-220 Legnica
☎ +48 76 742 11 12
🌐 kolejedolnoslaskie.pl
📱 f 🐦 📷



!!! UWAGA! W czasie prac remontowych na przejeździe kolejowym na ulicy Pawłowskiej przystanek zostanie przeniesiony w inną lokalizację.

LEGENDA

- droga dojścia między autobusem a pociągiem
- droga dojścia między pociągiem a autobusem
- budynek
- przystanek autobusu dla wysiadających /wsiadających

Zastępcza komunikacja autobusowa dla pociągów na odcinku Trzebnica - Wrocław Zakrzów (- Wrocław Psie Pole)

| | 1 | 2 | 3 | 4 | 5 | 6 | 7 | 8 | 9 | 10 | 11 | 12 | 13 | 14 | 15 | 16 | 17 | 18 |
|--|---------------------------------------|---|---|--|-----------------------------|---------------------------------------|---|---|---|---------------------------------------|---|----|----|---|--|-----------------------------|--------------------------------------|--------------------------------------|
| Wałbrzych Miasto / Jelenia Góra* 240 o | | | | | | | | < | | < | < | | | < | 5.17* | | | |
| Wałbrzych Główny 240, 245 o | | | | | | | | < | | < | < | | | < | 6.25 | | | |
| Kłodzko Główny 245 p | | | | | | | | < | | < | < | | | < | 7.34 | | | |
| Informacja o pociągu | D9 KD-69601 E 2 ♣ ♣ * | | D96 KD-60401 ♣ 2 / ♣ ♣ | D96 KD-60401 ♣ 2 ♣ ♣ * | D92 KD-66331 ♣ | D9 KD-69605 E 2 ♣ ♣ * | | IC 461 I-56071 1-2 ♣ * ♣ ♣ * | | D9 KD-69609 E 2 ♣ ♣ * | IC 461 I-56071 1-2 ♣ * ♣ ♣ * | | | D9 6281 KD-69615 E 2 ♣ ♣ * | D96 KD-60402 KD-60403 ♣ 2 ♣ ♣ * | D92 KD-66333 ♣ | D96 KD-60405 ♣ 2 / ♣ | D96 KD-60405 ♣ 2 / ♣ |
| km | | | | | | | | | | | | | | | | | | |
| 93,481 Kłodzko Główny 245 o | 4.48 | | 5.13 | 5.28 | 5.30 | 5.48 | | | | 6.44 | | | | 7.31 | 7.35 | | | |
| 95,409 Kłodzko Miasto p | 4.50 | | 5.16 | 5.31 | 5.36 | 5.50 | | 6.17 | | 6.46 | 6.49 | | | 7.33 | 7.38 | | | |
| 95,409 Kłodzko Miasto o | < | | 5.17 | 5.32 | < | < | | < | | < | < | | | < | | | | 7.54 |
| 98,296 Kłodzko Książek ▲ | < | | 5.20 | 5.35 | < | < | | < | | < | < | | | < | | | | 7.57 |
| 100,361 Kłodzko Zagórze ▲ | < | | 5.22 | 5.37 | < | < | | < | | < | < | | | < | | | | 8.00 |
| 103,132 Stary Wielisław ▲ | < | | 5.25 | 5.40 | < | < | | < | | < | < | | | < | | | | 8.03 |
| 107,750 Polanica-Zdrój p | < | | 5.32 | 5.46 | < | < | | < | | < | < | | | < | | | | 8.09 |
| 113,453 Szczytna o | < | | 5.37 | 5.46 | < | < | | < | | < | < | | | < | | | | 8.09 |
| 119,613 Duszniki-Zdrój p | < | | 5.48 | 5.53 | < | < | | < | | < | < | | | < | | | | 8.16 |
| 124,921 Kulin Kłodzki ▲ | < | | 5.57 | 6.02 | < | < | | < | | < | < | | | < | | | | 8.25 |
| 133,577 Lewin Kłodzki ▲ | < | | 5.58 | 6.02 | < | < | | < | | < | < | | | < | | | | 8.35 |
| 137,443 KUDOWA-ZDRÓJ p | < | | 6.10 | 6.20 | < | < | | < | | < | < | | | < | | | | 8.47 |
| 95,409 Kłodzko Miasto o | < | | 6.20 | 6.25 | < | < | | < | | < | < | | | < | | | | 8.57 |
| 100,362 Krosnowice Kłodzkie | < | | | | 5.37 | < | | < | | < | < | | | < | | 7.43 | | |
| 103,640 Żelazno | < | | | | 5.49 | < | | < | | < | < | | | < | | 7.55 | | |
| 106,903 Ołdrzychowice Kłodzkie | < | | | | 5.53 | < | | < | | < | < | | | < | | 7.59 | | |
| 112,352 Trzebiezowice | < | | | | 5.56 | < | | < | | < | < | | | < | | 8.02 | | |
| 115,480 Radochów | < | | | | 6.03 | < | | < | | < | < | | | < | | 8.09 | | |
| 118,855 Łądek-Zdrój | < | | | | 6.07 | < | | < | | < | < | | | < | | 8.13 | | |
| 121,177 Łądek Stójków | < | | | | 6.15 | < | | < | | < | < | | | < | | 8.21 | | |
| 124,454 STRONIE ŚLĄSKIE p | < | | | | 6.18 | < | | < | | < | < | | | < | | 8.24 | | |
| 95,409 Kłodzko Miasto o | 4.51 | | | | | 5.51 | | 6.18 | | 6.47 | 6.50 | | | 7.43 | | | | |
| 100,362 Krosnowice Kłodzkie | 4.56 | | | | | 5.55 | | | | 6.51 | | | | 7.47 | | | | |
| 104,760 Gorzanów | 5.00 | | | | | 6.00 | | | | 6.54 | | | | 7.50 | | | | |
| 111,325 Bystrzyca Kłodzka | 5.05 | | | | | 6.05 | | 6.30 | | 6.59 | 7.01 | | | 7.55 | | | | |
| 112,788 Bystrzyca Kłodzka Przedmieście | 5.12 | | | | | 6.13 | | | | 7.02 | | | | 7.58 | | | | |
| 118,343 Długopole-Zdrój | 5.16 | | | | | 6.18 | | | | 7.06 | | | | 8.02 | | | | |
| 121,756 Domaszków | 5.20 | | | | | 6.21 | | | | 7.14 | | | | 8.06 | | | | |
| 124,705 Roztoki Bystrzyckie ▲ | 5.23 | | | | | 6.24 | | | | 7.17 | | | | 8.09 | | | | |
| 129,950 MIĘDZYLESIE p | 5.28 | | | | | 6.29 | | 6.43 | | 7.22 | 7.21 | | | 8.15 | | | | |
| 136,064 Granica Państwa o | | | | | | | | 6.49 | | | 7.22 | | | 8.16 | | | | |
| 138,498 LICHKOV (CZ) p | | | | | | | | 6.57 | | | 7.30 | | | 8.24 | | | | |
| Lichkov o | | | | | | | | 7.00 | | | 7.33 | | | | | | | |
| Praha hl. n. p | | | | | | | | 9.14 | | | 9.47 | | | | | | | |

- 1 kursuje codziennie oprócz 28/29.III (w dniu 7/8.III Gdynia Główna odj. 21.57);
2 kursuje codziennie do 15.III;
3 kursuje codziennie od 16.III;
4 kursuje 28/29.III;

230

WROCLAW - KAMIENIEC ZĄBKOWICKI - KŁODZKO -

KUDOWA-ZDRÓJ
STRONIE ŚLĄSKIE
MIĘDZYLESIE - LICHKOV (CZ)

| | | | | | | | | | | | | | | | | | | | | | |
|---------------------------|-----------------------------|----------|--------------------------|---|--|---|---|---|-----------------------------|---|---|---|--|--------------------------|----|---------------------------------------|-----------------------------|----|-------|----|----|
| <i>Warszawa Wschodnia</i> | <i>o</i> | | | | | | | | | | | | | | | | | | | | |
| <i>Gdynia Główna</i> | <i>o</i> | | | | | | | | | | | | | | | | | | | | |
| <i>Rawicz</i> | <i>280 o</i> | | | | 7.26 | | | | | | | | | | | | | | | | |
| <i>Wrocław Główny</i> | <i>220, 260, 280 p</i> | | | | 8.19 | | | | | | | | | | | | | | | | |
| | | | D90 | | D9 | | | | D9 | | | | D90 | D93 | | D90 | D9 | | | | |
| Informacja o pociągu | | | KD-60121 2 ♣* © | | KD-69620/1 KD-69623 E 2 ♣* 8 | | | | KD-60123 E 2 ♣* 14 | | | | KD-69812 KD-69813 2 ♣* 114 | R-46461 2 ♣* 13 | | KD-69812 KD-69813 2 ♣* 11 | KD-60123 E 2 ♣* 10 | | | | |
| km | | | | | | | | | | | | | | | | | | | | | |
| 0 | WROCLAW GŁÓWNY | 240 | <i>o</i> | | 8.06 | | | | 9.04 | | | | | | | | | | 9.37 | | |
| 6,266 | Iwiny | | | | | | | | | | | | | | | | | | | | |
| 9,032 | Smardzów Wrocławski | | | | | | | | | | | | | | | | | | | | |
| 14,374 | Żórawina | | | | | | | | | | | | | | | | | | | | |
| 20,825 | Węgry | | | | | | | | | | | | | | | | | | | | |
| 26,122 | Boreczek | | | | | | | | | | | | | | | | | | | | |
| 31,998 | Warkocz | | | | | | | | | | | | | | | | | | | | |
| 36,987 | Strzelin | | <i>p</i> | | 8.29 | | | | 9.26 | | | | | | | | | | 9.59 | | |
| | | | <i>o</i> | | 8.30 | | | | 9.27 | | | | | | | | | | 10.00 | | |
| 43,830 | Biały Kościół | | | | | | | | | | | | | | | | | | | | |
| 51,256 | Henryków | | | | | | | | | | | | | | | | | | | | |
| 57,565 | Ziębice | | <i>p</i> | | 8.41 | | | | 9.39 | | | | | | | | | | 10.20 | | |
| | | | <i>o</i> | | 8.42 | | | | 9.40 | | | | | | | | | | 10.21 | | |
| 66,809 | Starczów | | | | | | | | | | | | | | | | | | | | |
| 71,886 | Kamieniec Ząbkowicki | 235 | <i>p</i> | | 8.51 | | | | 9.48 | | | | | | | | | | 10.30 | | |
| | <i>Kraków Główny</i> | | <i>o</i> | | | | | | | | | | | | | | | | | | |
| | <i>Katowice</i> | | <i>o</i> | | | | | | | | | | | | | | | | | | |
| | <i>Kędzierzyn Koźle</i> | | <i>o</i> | | | | | | | | | | | | | | | | | | |
| | <i>Nysa</i> | 236 | <i>o</i> | | | | | | | | | | | | | | | | | | |
| | <i>Kamieniec Ząbkowicki</i> | 236 | <i>p</i> | | | | | | | | | | | | | | | | | | |
| 71,886 | Kamieniec Ząbkowicki | 235, 236 | <i>o</i> | | 8.52 | | | | 9.49 | | | | | | | | | | 10.31 | | |
| 77,302 | Susza ▲ | | | | | | | | | | | | | | | | | | | | |
| 82,545 | Bardo Przyłęk | | | | | | | | | | | | | | | | | | | | |
| 84,439 | Bardo Śląskie | | | | 9.01 | | | | 9.57 | | | | | | | | | | 10.39 | | |
| 90,400 | Ławica ▲ | | | | | | | | | | | | | | | | | | | | |
| 93,481 | Kłodzko Główne | 245 | <i>p</i> | | 9.10 | | | | 10.05 | | | | | | | | | | 10.48 | | |
| | | | | 1 | 2 | 3 | 4 | 5 | 6 | 7 | 8 | 9 | 10 | 11 | 12 | 13 | 14 | 15 | 16 | 17 | 18 |

| | 1 | 2 | 3 | 4 | 5 | 6 | 7 | 8 | 9 | 10 | 11 | 12 | 13 | 14 | 15 | 16 | 17 | 18 |
|--|---|----------------------|-----------------|------------------------|------------------------|------------------------|-----------------|------------------------|----------------------|-----------------|-----------------------|----------------|----------------------|-----------------|---------------------|----------------------|------------------------|----|
| Wałbrzych Miasto / Jelenia Góra* 240 o | | < | | < | | | | < | | | < | | < | | < | < | < | |
| Wałbrzych Główny 240, 245 o | | < | | < | 8.42 | | | < | | | < | | < | | < | < | < | |
| Kłodzko Główny 245 p | | < | | < | 9.49 | | | < | | | < | | < | | < | < | < | |
| Informacja o pociągu | | D90 | D90 | D9 | D96 | D9 | D92 | D9 | D96 | D96 | IC 261 | IC 261 | D90 | D90 | D93 | D90 | D9 | |
| km | | KD-60121 2 ♣♣* | KD-60121 ♣♣♣ | KD-69623 E 2 ♣♣* | KD-60408/9 2 ♣♣* | KD-69623 E 2 ♣♣* | KD-66335 ♣♣♣ | KD-60123 E 2 ♣♣* | KD-69407 2 ♣♣* | KD-69407 ♣♣♣ | I-56001 1-2 ♣♣* | I-56001 ♣♣♣ | KD-69813 2 ♣♣* | KD-69813 ♣♣♣ | R-46461 2 ♣♣* | KD-69813 2 ♣♣* | KD-60123 E 2 ♣♣* | |
| | | 2 | 15 | | 6 | | | 14 | 5 | 16 | 3 | 7 | 1 | 9 | 13 | 11 | 10 | |
| 93,481 Kłodzko Główny 245 o | | 9.11 | | 9.40 | 9.50 | | | 10.06 | | | | | 10.26 | | 10.36 | 10.44 | 10.49 | |
| 95,409 Kłodzko Miasto p | | 9.14 | | 9.43 | 9.53 | | | 10.09 | | | 10.17 | | 10.29 | | 10.39 | 10.47 | 10.52 | |
| 95,409 Kłodzko Miasto o | | 9.15 | | | | | | | 10.14 | | | | 10.30 | 10.30 | | 10.49 | | |
| 98,296 Kłodzko Książek ▲ | | | | | | | | | 10.17 | | | | 10.33 | 10.33 | | 10.52 | | |
| 100,361 Kłodzko Zagórze ▲ | | | | | | | | | 10.19 | | | | 10.35 | 10.35 | | 10.54 | | |
| 103,132 Stary Wielisław ▲ | | | | | | | | | 10.22 | | | | 10.38 | 10.39 | | 10.58 | | |
| 107,750 Polanica-Zdrój p | | 9.27 | | | | | | | 10.29 | | | | 10.45 | 10.47 | | 11.04 | | |
| 113,453 Szczytna o | | 9.27 | 9.32 | | | | | | 10.29 | 10.34 | | | 10.53 | 10.50 | | 11.09 | | |
| 119,613 Duszniki-Zdrój | | 9.35 | 9.43 | | | | | | 10.37 | 10.45 | | | 11.00 | 11.01 | | 11.20 | | |
| 124,921 Kulin Kłodzki ▲ | | 9.44 | 9.53 | | | | | | 10.46 | 10.55 | | | 11.09 | 11.11 | | 11.30 | | |
| 133,577 Lewin Kłodzki ▲ | | | | | | | | | 10.52 | | | | 11.15 | | | | | |
| 137,443 KUDOWA-ZDRÓJ p | | 10.05 | 10.12 | | | | | | 11.03 | 11.07 | | | 11.26 | 11.23 | | 11.42 | | |
| 137,443 KUDOWA-ZDRÓJ p | | | | | | | | | 11.08 | 11.17 | | | 11.31 | 11.33 | | 11.52 | | |
| 95,409 Kłodzko Miasto o | | | | | | | 10.08 | | | | | | | | | | | |
| 100,362 Krosnowice Kłodzkie | | | | | | | 10.20 | | | | | | | | | | | |
| 103,640 Żelazno | | | | | | | 10.24 | | | | | | | | | | | |
| 106,903 Ołdrzychowice Kłodzkie | | | | | | | 10.27 | | | | | | | | | | | |
| 112,352 Trzebieszowice | | | | | | | 10.34 | | | | | | | | | | | |
| 115,480 Radochów | | | | | | | 10.38 | | | | | | | | | | | |
| 118,855 Łądek-Zdrój | | | | | | | 10.46 | | | | | | | | | | | |
| 121,177 Łądek Stójków | | | | | | | 10.49 | | | | | | | | | | | |
| 124,454 STRONIE ŚLĄSKIE p | | | | | | | 10.54 | | | | | | | | | | | |
| 95,409 Kłodzko Miasto o | | | | | | 10.04 | | | | | 10.18 | | | | | | | |
| 100,362 Krosnowice Kłodzkie | | | | | | 10.08 | | | | | | | | | | | | |
| 104,760 Gorzanów | | | | | | 10.12 | | | | | | | | | | | | |
| 111,325 Bystrzyca Kłodzka | | | | | | 10.17 | | | | | 10.30 | | | | | | | |
| 112,788 Bystrzyca Kłodzka Przedmieście | | | | | | 10.19 | | | | | | | | | | | | |
| 118,343 Długopole-Zdrój | | | | | | 10.24 | | | | | | | | | | | | |
| 121,756 Domaszków | | | | | | 10.27 | | | | | | | | | | | | |
| 124,705 Roztoki Bystrzyckie ▲ | | | | | | 10.30 | | | | | | | | | | | | |
| 129,950 MIĘDZYLESIE p | | | | | | 10.35 | | | | | | 10.43 | | | | | | |
| 136,064 Granica Państwa o | | | | | | | | | | | | 10.49 | 10.50 | | | | | |
| 138,498 LICHKOV (CZ) p | | | | | | | | | | | | 10.57 | 11.02 | | | | | |
| Lichkov o | | | | | | | | | | | | 11.00 | 11.03 | | | | | |
| Praha hl. n. p | | | | | | | | | | | | 11.14 | 11.36 | | | | | |

1 do Kłodzka Miasta kursuje w © do 12.IV i od 9.V, a do Kudowy-Zdroju do 15.III w ©;
2 do Polanicy-Zdroju kursuje w ©, a do Kudowy-Zdroju do 15.III w ©;
3 na odc. Międzyzlesie - Praha hl. n. kursuje codziennie oprócz 16 - 20.III;
4 w dniach 14, 15.III ZKA dodatkowo na odcinku Legnica - Rogoźnica;
5 do Polanicy-Zdroju kursuje w ©, a do Kudowy-Zdroju 9 - 13.III;
6 do Kłodzka Miasta kursuje codziennie, a do Kudowy-Zdroju w ©;
7 kursuje 16 - 20.III (ZKA na odcinku Międzyzlesie - Ustí nad Orlicí);

8 z Rawicza kursuje w ©, a od Wrocławia Głównego codziennie;
9 kursuje w © w okresie 21.III - 12.IV i od 9.V;
10 kursuje w © w okresie 16.IV - 8.V;
11 kursuje w © w okresie 18.IV - 3.V;
12 od 4.IV Gdynia Główna odj. 4.06;
13 kursuje w © do 12.IV i od 9.V;
14 kursuje w © do 15.IV i od 11.V;

15 kursuje od 21.III w ©;
16 kursuje od 16.III w ©;

Zastępcza Komunikacja Autobusowa
Lokalizacje przystanków ZKA za pociągi KD na str. 218-220

230

WROCLAW - KAMIENIEC ZĄBKOWICKI - KŁODZKO -

KUDOWA-ZDRÓJ
STRONIE ŚLĄSKIE
MIĘDZYLESIE - LICHKOV (CZ)

| | | 1 | 2 | 3 | 4 | 5 | 6 | 7 | 8 | 9 | 10 | 11 | 12 | 13 | 14 | 15 | 16 | 17 | 18 |
|--------------------------------|--|---|----------------|-------------------|----------------|-------------------|---|---|-------|-----------------|-------|-----------------|----|-------|-----------------|-----------------|-----------------|-----------------|----|
| Warszawa Wschodnia | | | 5.09 | | | | | | | | | | | | | | | | |
| Gdynia Główna | | | < | | | | | | | | | | | | | | | | |
| Rawicz 280 o | | | < | 9.25 | | 9.25 | | | | | | | | | | | | | |
| Wrocław Główny 220, 260, 280 p | | | 9.26 | 10.18 | | 10.18 | | | | | | | | | | | | | |
| Informacja o pociągu | | | IC | D9 | TLK | D9 | | | | D9 | | D90 | | | D9 | D9 | D91 | D91 | |
| | | | I-1651 | 6283 | | 6283 | | | | | | | | | | | KD-69816 | KD-69816 | |
| | | | I-60151 | <i>KD-69626/7</i> | I-36107 | <i>KD-69626/7</i> | | | | KD-66655 | | KD-60125 | | | KD-69633 | KD-69633 | KD-69817 | KD-69817 | |
| | | | 1-2 | E 2 | 1-2 | E 2 | | | E 2 | | 2 | | | E 2 | E 2 | 2 | 2 | | |
| | | | * | * | | * | | | * | | * | | | * | * | * | * | | |
| km | | | | | | | | | | | | | | | | | | | |
| 0 | WROCLAW GŁÓWNY 240 o | | 9.55 | 10.21 | | 10.27 | | | 11.09 | | 11.34 | | | 11.52 | 12.08 | | | | |
| 6,266 | Iwiny | | | 10.27 | | 10.33 | | | 11.16 | | | | | 11.58 | 12.14 | | | | |
| 9,032 | Smardzów Wrocławski | | | 10.30 | | 10.36 | | | 11.19 | | | | | 12.01 | 12.17 | | | | |
| 14,374 | Zórawina | | | 10.34 | | 10.40 | | | 11.23 | | | | | 12.05 | 12.21 | | | | |
| 20,825 | Węgry | | | 10.40 | | 10.45 | | | 11.28 | | | | | 12.10 | 12.26 | | | | |
| 26,122 | Boreczek | | | 10.44 | | 10.49 | | | 11.32 | | | | | 12.14 | 12.30 | | | | |
| 31,998 | Warkocz | | | 10.48 | | 10.55 | | | 11.37 | | | | | 12.19 | 12.35 | | | | |
| 36,987 | Strzelin p | | 10.23 | 10.52 | | 10.59 | | | 11.40 | | 11.56 | | | 12.23 | 12.38 | | | | |
| | o | | 10.25 | 10.53 | | 11.03 | | | 11.41 | | 11.57 | | | 12.24 | 12.39 | | | | |
| 43,830 | Biały Kościół | | | 10.58 | | 11.08 | | | 11.51 | | | | | 12.34 | 12.44 | | | | |
| 51,256 | Henryków | | | 11.03 | | 11.13 | | | 11.56 | | | | | 12.39 | 12.49 | | | | |
| 57,565 | Ziębice p | | 10.41 | 11.07 | | 11.17 | | | 12.01 | | 12.09 | | | 12.43 | 12.53 | | | | |
| | o | | 10.49 | 11.08 | | 11.18 | | | | | 12.10 | | | 12.44 | 12.54 | | | | |
| 66,809 | Starczów | | | 11.14 | | 11.24 | | | | | | | | 12.51 | 13.06 | | | | |
| 71,886 | Kamieniec Ząbkowicki 235 p | | 11.04 | 11.17 | | 11.28 | | | | | 12.19 | | | 12.55 | 13.11 | | | | |
| | <i>Kraków Główny</i> o | | < | < | | 6.53 | | | | | < | | | < | < | | | | |
| | <i>Katowice</i> o | | < | < | | 8.10 | | | | | < | | | < | < | | | | |
| | <i>Kędzierzyn Koźle</i> o | | < | < | | 9.15 | | | | | < | | | < | < | | | | |
| | <i>Nysa</i> 236 o | | < | < | | 10.34 | | | | | < | | | < | < | | | | |
| | <i>Kamieniec Ząbkowicki</i> 236 p | | < | < | | 11.19 | | | | | < | | | < | < | | | | |
| 71,886 | Kamieniec Ząbkowicki 235, 236 o | | 11.08 | 11.18 | 11.20 | 11.29 | | | | | 12.20 | | | 12.58 | 13.12 | 13.13 | 13.27 | | |
| 77,302 | Susza ▲ | | | | | | | | | | | | | | | | | | |
| 82,545 | Bardo Przyłęk | | | 11.25 | | 11.36 | | | | | | | | 13.06 | 13.19 | | | | |
| 84,439 | Bardo Śląskie | | | 11.28 | | 11.38 | | | | | 12.29 | | | 13.08 | 13.21 | 13.22 | 13.36 | | |
| 90,400 | Ławica ▲ | | | 11.34 | | 11.44 | | | | | | | | 13.15 | 13.27 | | | | |
| 93,481 | Kłodzko Główne 245 p | | 11.28 | 11.37 | 11.37 | 11.48 | | | | | 12.38 | | | 13.18 | 13.30 | 13.31 | 13.44 | | |

| | 1 | 2 | 3 | 4 | 5 | 6 | 7 | 8 | 9 | 10 | 11 | 12 | 13 | 14 | 15 | 16 | 17 | 18 |
|--|---|----------------|-------------|----------------|----------------|-------------|----------------|-----------------|-----------------|-----------------|-----------------|-----------------|----|-----------------|-----------------|-----------------|-----------------|----|
| Wałbrzych Miasto / Jelenia Góra* 240 o | | < | < | < | | < | | | | | < | | | < | < | < | < | |
| Wałbrzych Główny 240, 245 o | | < | < | < | | < | | 10.53 | | | < | | | < | < | < | < | |
| Kłodzko Głównie 245 p | | < | < | < | | < | | 11.59 | | | < | | | < | < | < | < | |
| Informacja o pociągu | | IC | D9 | TLK | IC | D9 | IC | D96 | D92 | | D90 | D90 | | D9 | D9 | D91 | D91 | |
| km | | I-60151 | 6283 | I-36107 | I-60151 | 6283 | I-60151 | KD-60410 | KD-60411 | KD-66337 | KD-60125 | KD-60125 | | KD-69633 | KD-69633 | KD-69817 | KD-69817 | |
| | | 1-2 | E 2 | 1-2 | 1-2 | E 2 | 1-2 | | | | | | | E 2 | E 2 | | | |
| | | | | | | | | | | | | | | | | | | |
| 93,481 Kłodzko Głównie 245 o | | 11.32 | 11.38 | 11.38 | | 11.50 | | 12.00 | | | 12.39 | | | 13.18 | 13.31 | 13.32 | 13.45 | |
| 95,409 Kłodzko Miasto p | | 11.35 | 11.40 | 11.41 | | 11.52 | | 12.03 | | | 12.42 | | | 13.21 | 13.34 | 13.35 | 13.48 | |
| 95,409 Kłodzko Miasto o | | | | 11.57 | | 11.47 | | 11.57 | | | 12.43 | | | | | | | |
| 98,296 Kłodzko Książek ▲ | | | | < | | < | | < | | | | | | | | | | |
| 100,361 Kłodzko Zagórze ▲ | | | | < | | < | | < | | | | | | | | | | |
| 103,132 Stary Wielisław ▲ | | | | < | | < | | < | | | | | | | | | | |
| 107,750 Polanica-Zdrój p | | | | < | | 12.02 | | 12.12 | | | 12.55 | | | | | | | |
| 113,453 Szczytna o | | | | < | | 12.12 | | 12.22 | | | 12.55 | | | 13.00 | | | | |
| 119,613 Duszniki-Zdrój | | | | < | | 12.24 | | 12.34 | | | 13.02 | | | 13.11 | | | | |
| 124,921 Kulin Kłodzki ▲ | | | | < | | 12.36 | | 12.46 | | | 13.10 | | | 13.21 | | | | |
| 133,577 Lewin Kłodzki ▲ | | | | < | | < | | < | | | | | | < | | | | |
| 137,443 KUDOWA-ZDRÓJ p | | | | < | | 12.55 | | 13.05 | | | 13.31 | | | 13.40 | | | | |
| 95,409 Kłodzko Miasto o | | | | < | | < | | < | | 12.08 | | | | | | | | |
| 100,362 Krosnowice Kłodzkie | | | | < | | < | | < | | 12.20 | | | | | | | | |
| 103,640 Żelazno | | | | < | | < | | < | | 12.24 | | | | | | | | |
| 106,903 Ołdrzychowice Kłodzkie | | | | < | | < | | < | | 12.27 | | | | | | | | |
| 112,352 Trzebieszowice | | | | < | | < | | < | | 12.34 | | | | | | | | |
| 115,480 Radochów | | | | < | | < | | < | | 12.38 | | | | | | | | |
| 118,855 Lądek-Zdrój | | | | < | | < | | < | | 12.46 | | | | | | | | |
| 121,177 Lądek Stójków | | | | < | | < | | < | | 12.49 | | | | | | | | |
| 124,454 STRONIE ŚLĄSKIE p | | | | < | | < | | < | | 12.54 | | | | | | | | |
| 95,409 Kłodzko Miasto o | | | 11.41 | | | 11.53 | | | | | | | | | | | | |
| 100,362 Krosnowice Kłodzkie | | | 11.45 | | | 11.57 | | | | | | | | | | | | |
| 104,760 Gorzanów | | | 11.49 | | | 12.00 | | | | | | | | | | | | |
| 111,325 Bystrzyca Kłodzka | | | 11.54 | | | 12.05 | | | | | | | | | | | | |
| 112,788 Bystrzyca Kłodzka Przedmieście | | | 11.56 | | | 12.08 | | | | | | | | | | | | |
| 118,343 Długopole-Zdrój | | | 12.01 | | | 12.12 | | | | | | | | | | | | |
| 121,756 Domaszków | | | 12.05 | | | 12.15 | | | | | | | | | | | | |
| 124,705 Roztoki Bystrzyckie ▲ | | | 12.08 | | | 12.19 | | | | | | | | | | | | |
| 129,950 MIĘDZYLESIE p | | | 12.13 | | | 12.23 | | | | | | | | | | | | |
| 136,064 <i>Granica Państwa</i> o | | | 12.19 | | | 12.24 | | | | | | | | | | | | |
| 138,498 LICHKOV (CZ) p | | | 12.27 | | | 12.32 | | | | | | | | | | | | |
| Lichkov o | | | | | | | | | | | | | | | | | | |
| Praha hl. n. p | | | | | | | | | | | | | | | | | | |

- 1** do Międzylesia kursuje codziennie do 15.IV i od 9.V, a do Lichkova do 15.IV i od 9.V codziennie oprócz 16 - 20.III;
- 2** do 15.IV i od 9.V Kamieniec Żąbkowicki odj. 11.28, Kłodzko Głównie 11.45/11.46, Kłodzko Miasto przyj. 11.48;
- 3** do 29.III Wrocław Główny przyj. 9.38; poza tym do 12.IV i od 9.V Ziębice przyj. 10.48;
- 4** na odcinku Polanica-Zdrój - Kudowa-Zdrój kursuje codziennie do 15.III;
- 5** w dniach 14, 15.III na odcinku Legnica - Jawor ZKA;
- 6** kursuje codziennie do 15.IV i od 9.V;
- 7** kursuje w © w okresie 18.IV - 3.V;

- 8** kursuje w © do 12.IV i od 9.V;
- 9** kursuje codziennie od 16.III;
- 10** kursuje 16.IV - 8.V;
- 11** kursuje 16 - 20.III;

Zastępcza Komunikacja Autobusowa
Lokalizacje przystanków ZKA za pociągi KD na str. 218-220

230

WROCLAW - KAMIENIEC ZĄBKOWICKI - KŁODZKO -

KUDOWA-ZDRÓJ
STRONIE ŚLĄSKIE
MIĘDZYLESIE - LICHKOV (CZ)

| | | D9 | IC | D9 | | | | | | | | | | | D90 | D9 | D90 | | | | D9 | |
|----------------------|-----------------------------|----------------------------------|--------------------------------------|-------|-------|---|---|---|---|---|---|----|----|----|-------|-------|-------|-------|----|----|-------|-------|
| Informacja o pociągu | | 6285 KD-66001 E 2 ♣ ♣ * | 263 I-56002/3 1-2 ♣ ♣ ✖ ♣ * | ♣ ♣ * | | | | | | | | | | | ♣ ♣ * | ♣ ♣ * | ♣ ♣ * | | | | ♣ ♣ * | |
| km | | | 7 | Ⓣ | | | | | | | | | | | Ⓣ | Ⓣ | Ⓣ | | | | Ⓣ | |
| | Warszawa Wschodnia | | 7.59 | | | | | | | | | | | | | | | | | | | |
| | Gdynia Główna | | 12.48 | | | | | | | | | | | | | 13.28 | | | | | | |
| | Rawicz | 280 o | | | | | | | | | | | | | | 14.23 | | | | | | |
| | Wrocław Główny | 220, 260, 280 p | | | | | | | | | | | | | | | | | | | | |
| 0 | WROCLAW GŁÓWNY | 240 o | 13.02 | 13.13 | 13.20 | | | | | | | | | | | 14.22 | 14.28 | | | | | 14.49 |
| 6,266 | Iwiny | | | 13.26 | | | | | | | | | | | | 14.28 | 14.34 | | | | | 14.56 |
| 9,032 | Smardzów Wrocławski | | | 13.29 | | | | | | | | | | | | 14.36 | | | | | 14.59 | |
| 14,374 | Żórawina | | | 13.33 | | | | | | | | | | | | 14.40 | | | | | 15.04 | |
| 20,825 | Węgry | | | 13.38 | | | | | | | | | | | | 14.45 | | | | | 15.08 | |
| 26,122 | Boreczek | | | 13.41 | | | | | | | | | | | | 14.49 | | | | | 15.13 | |
| 31,998 | Warkocz | | | 13.46 | | | | | | | | | | | | 14.53 | | | | | 15.17 | |
| 36,987 | Strzelin | p | 13.25 | 13.36 | 13.49 | | | | | | | | | | | 14.46 | 14.57 | | | | | 15.22 |
| | | o | 13.27 | 13.37 | 13.50 | | | | | | | | | | | 14.48 | 14.58 | | | | | |
| 43,830 | Biały Kościół | | | 13.55 | | | | | | | | | | | | 15.03 | | | | | | |
| 51,256 | Henryków | | | 14.01 | | | | | | | | | | | | 15.08 | | | | | | |
| 57,565 | Ziębice | p | 13.38 | | 14.06 | | | | | | | | | | | 15.00 | 15.12 | | | | | |
| | | o | 13.39 | | | | | | | | | | | | | 15.01 | 15.17 | | | | | |
| 66,809 | Starczów | | | | | | | | | | | | | | | 15.01 | 15.17 | | | | | |
| 71,886 | Kamieniec Ząbkowicki | 235 p | 13.48 | 13.57 | | | | | | | | | | | | 15.12 | 15.26 | | | | | 15.32 |
| | Kraków Główny | | | | | | | | | | | | | | | | | | | | | |
| | Katowice | | | | | | | | | | | | | | | | | | | | | |
| | Kędzierzyn Koźle | | | | | | | | | | | | | | | | | | | | | |
| | Nysa | 236 o | | | | | | | | | | | | | | | | | | | | |
| | Kamieniec Ząbkowicki | 236 p | | | | | | | | | | | | | | | | | | | | |
| 71,886 | Kamieniec Ząbkowicki | 235, 236 o | 13.48 | 13.58 | | | | | | | | | | | | 15.13 | 15.27 | 15.38 | | | | |
| 77,302 | Susza ▲ | | | | | | | | | | | | | | | | | | | | | |
| 82,545 | Bardo Przyłęk | | | | | | | | | | | | | | | | 15.34 | | | | | |
| 84,439 | Bardo Śląskie | | 13.57 | | | | | | | | | | | | | 15.22 | 15.37 | 15.47 | | | | |
| 90,400 | Ławica ▲ | | | | | | | | | | | | | | | | 15.43 | | | | | |
| 93,481 | Kłodzko Główne | 245 p | 14.05 | | | | | | | | | | | | | 15.31 | 15.46 | 15.56 | | | | |
| | | | 1 | 2 | 3 | 4 | 5 | 6 | 7 | 8 | 9 | 10 | 11 | 12 | 13 | 14 | 15 | 16 | 17 | 18 | | |

| | 1 | 2 | 3 | 4 | 5 | 6 | 7 | 8 | 9 | 10 | 11 | 12 | 13 | 14 | 15 | 16 | 17 | 18 | |
|--|---|---|--|---------------------------------------|--|---|-----------------------------|--------------------------------------|----------------------------------|----|----|---|-------------------------------------|--------------------------------------|----------------------------------|----|--------|---|--|
| Wałbrzych Miasto / Jelenia Góra* 240 o | | < | < | | | | | | | | | < | < | < | | | 14.33* | | |
| Wałbrzych Główny 240, 245 o | | < | < | | 13.28 | | | | | | | < | < | < | | | 15.16 | | |
| Kłodzko Główny 245 p | | < | < | | 14.33 | | | | | | | < | < | < | | | 16.14 | | |
| Informacja o pociągu | | D9 6285 KD-66001 E 2 ♣♣* | IC 263 I-56003 1-2 ♣ ♣*♣* | IC 261 I-56001 ♣ ♣ | D96 KD-60412 KD-60413 ♣ 2 ♣♣* | D9 6285 KD-66001 E 2 ♣♣* | D92 KD-66339 ♣ | D96 KD-60415 ♣ 2 ♣♣* | D96 KD-60415 ♣ ♣ | | | D90 KD-60127 ♣ 2 / ♣ © | D9 KD-69639 E 2 ♣♣* | D90 KD-69819 ♣ 2 ♣♣* | D90 KD-69819 ♣ ♣ | | | TLK I-63106 I-63107 ♣ 1-2 ♣ | |
| km | | | | | | | | | | | | | | | | | | K | |
| 93,481 Kłodzko Główny 245 o | | 14.06 | | | 14.33 | | | | | | | 15.32 | 15.47 | 15.57 | | | | 16.15 | |
| 95,409 Kłodzko Miasto p | | 14.09 | 14.17 | | 14.36 | | | | | | | 15.34 | 15.49 | 15.59 | | | | 16.18 | |
| 95,409 Kłodzko Miasto o | | | < | | | | | 14.45 | | | | 15.35 | < | 16.00 | | | | 16.29 | |
| 98,296 Kłodzko Książek ▲ | | | < | | | | | 14.48 | | | | | < | 16.04 | | | | < | |
| 100,361 Kłodzko Zagórze ▲ | | | < | | | | | 14.50 | | | | | < | 16.07 | | | | cd. tab. | |
| 103,132 Stary Wielisław ▲ | | | < | | | | | 14.54 | | | | | < | 16.10 | | | | 230 | |
| 107,750 Polanica-Zdrój p | | | < | | | | | 15.00 | | | | 15.47 | < | 16.16 | | | | do Krakowa Głównego | |
| 113,453 Szczytna o | | | < | | | | | 15.00 | 15.05 | | | 15.52 | < | 16.16 | 16.21 | | | TLK SZCZELNIEC | |
| 119,613 Duszniki-Zdrój o | | | < | | | | | 15.07 | 15.16 | | | 16.03 | < | 16.23 | 16.32 | | | | |
| 124,921 Kulin Kłodzki ▲ | | | < | | | | | 15.16 | 15.26 | | | 16.13 | < | 16.32 | 16.42 | | | | |
| 133,577 Lewin Kłodzki ▲ | | | < | | | | | 15.22 | < | | | < | < | 16.39 | < | | | | |
| 137,443 KUDOWA-ZDRÓJ p | | | < | | | | | 15.34 | 15.38 | | | < | < | 16.50 | 16.54 | | | | |
| 95,409 Kłodzko Miasto o | | | < | | | | | 15.39 | 15.48 | | | 16.32 | < | 16.56 | 17.04 | | | | |
| 100,362 Krosnowice Kłodzkie o | | | < | | | | | 14.41 | | | | | < | | | | | | |
| 103,640 Żelazno o | | | < | | | | | 14.53 | | | | | < | | | | | | |
| 106,903 Ołdrzychowice Kłodzkie o | | | < | | | | | 14.57 | | | | | < | | | | | | |
| 112,352 Trzebieszowice o | | | < | | | | | 15.00 | | | | | < | | | | | | |
| 115,480 Radochów o | | | < | | | | | 15.07 | | | | | < | | | | | | |
| 118,855 Łądek-Zdrój o | | | < | | | | | 15.11 | | | | | < | | | | | | |
| 121,177 Łądek Stójków o | | | < | | | | | 15.19 | | | | | < | | | | | | |
| 124,454 STRONIE ŚLĄSKIE p | | | < | | | | | 15.22 | | | | | < | | | | | | |
| 95,409 Kłodzko Miasto o | | | < | | | | | 15.27 | | | | | < | | | | | | |
| 100,362 Krosnowice Kłodzkie o | | | 14.18 | | | | | 14.41 | | | | | 15.50 | | | | | | |
| 104,760 Gorzanów o | | | < | | | | | 14.44 | | | | | 15.54 | | | | | | |
| 111,325 Bystrzyca Kłodzka o | | | < | | | | | 14.48 | | | | | 16.02 | | | | | | |
| 112,788 Bystrzyca Kłodzka Przedmieście o | | | 14.30 | | | | | 14.53 | | | | | 16.07 | | | | | | |
| 118,343 Długopole-Zdrój o | | | < | | | | | 14.55 | | | | | 16.10 | | | | | | |
| 121,756 Domaszków o | | | < | | | | | 14.59 | | | | | 16.14 | | | | | | |
| 124,705 Roztoki Bystrzyckie ▲ | | | < | | | | | 15.02 | | | | | 16.18 | | | | | | |
| 129,950 MIĘDZYLESIE p | | | 14.43 | | | | | 15.05 | | | | | 16.22 | | | | | | |
| 136,064 Granica Państwa o | | | 14.49 | 14.50 | | | | 15.09 | | | | | 16.27 | | | | | | |
| 138,498 LICHKOV (CZ) p | | | 14.57 | 15.02 | | | | 15.10 | 15.24 | | | | | | | | | | |
| Lichkov o | | | 15.00 | 15.03 | | | | 15.18 | 15.42 | | | | | | | | | | |
| Praha hl. n. p | | | 17.14 | 17.37 | | | | | | | | | | | | | | | |

- 1** na odcinku Międzyzlesie - Praha hl. n. kursuje codziennie oprócz 16 - 20.III;
2 na odcinku Polanica-Zdrój - Kudowa-Zdrój kursuje codziennie do 15.III;
3 na odcinku Międzyzlesie - Lichkov kursuje codziennie oprócz 16 - 20.III;
4 kursuje 16 - 20.III (ZKA na odcinku Międzyzlesie - Ústí nad Orlicí);
5 w dniach 14, 15.III na odcinku Legnica - Jawor ZKA;
6 do 26.III oraz 11, 12.IV, 23, 24.V Rawicz odj. 13.20;
7 od 4.IV Gdynia Główna odj. 8.06;
8 kursuje 16 - 20.III;
9 kursuje codziennie od 16.III;

Zastępcza Komunikacja Autobusowa
 Lokalizacje przystanków ZKA za pociągi KD na str. 218-220

230

WROCLAW - KAMIENIEC ZĄBKOWICKI - KŁODZKO -

KUDOWA-ZDRÓJ

STRONIE ŚLĄSKIE

MIĘDZYLESIE - LICHKOV (CZ)

| | | D9 | D9 | D93 | D9 | D9 | | | D9 | D9 | D9 | D9 | D9 | | | | | | |
|----------------------|---------------------------------|----------------------------------|----------------------------------|-----------------------|----------------------------------|--------------------------|---|-------|--------------------------|----------------------------|--------------------------|--------------------------|--------------------------|----|----|----|----|-----------|----|
| Informacja o pociągu | | 6287 KD-69643 E 2 ♣ ♣ * | 6287 KD-69643 E 2 ♣ ♣ * | R-46463 2 ♣ ♣ * | 6287 KD-69643 E 2 ♣ ♣ * | KD-69644 E 2 ♣ ♣ * | | | KD-66661 E 2 ♣ ♣ * | KD-69646/7 E 2 ♣ ♣ * | KD-66661 E 2 ♣ ♣ * | KD-69649 E 2 ♣ ♣ * | KD-66661 E 2 ♣ ♣ * | | | | | | |
| km | | 4 | 6 | 6 | 8 | | | 9 | 11 | 10 | 2 | 7 | | | | | | | |
| | Warszawa Wschodnia o | | | | | | | | | | | | | | | | | | |
| | Gdynia Główna o | | | | | | | | | | | | | | | | | | |
| | Rawicz 280 o | | | | | | | | 15.29 | | | 15.29 | | | | | | 11.59 | |
| | Wrocław Główny 220, 260, 280 p | | | | | | | 16.21 | | | 16.21 | | | | | | | 16.48 | |
| | | | | | | | | | | | | | | | | | | IC | |
| | | | | | | | | | | | | | | | | | | 265 | |
| | | | | | | | | | | | | | | | | | | I-56004/5 | |
| | | | | | | | | | | | | | | | | | | 1-2 R | |
| | | | | | | | | | | | | | | | | | | ♣ ♣ * | |
| | | | | | | | | | | | | | | | | | | 5 | |
| 0 | WROCLAW GŁÓWNY 240 o | 15.20 | 15.30 | | | 15.50 | | 16.16 | 16.26 | 16.27 | 16.39 | 16.53 | | | | | | 17.13 | |
| 6,266 | Iwiny | 15.26 | 15.36 | | | 15.56 | | 16.23 | 16.32 | 16.33 | 16.45 | 16.59 | | | | | | | |
| 9,032 | Smardzów Wrocławski | 15.29 | 15.39 | | | 15.59 | | 16.27 | 16.34 | 16.37 | 16.47 | 17.02 | | | | | | | |
| 14,374 | Żórawina | 15.34 | 15.44 | | | 16.03 | | 16.31 | 16.39 | 16.41 | 16.52 | 17.07 | | | | | | | |
| 20,825 | Węgry | 15.38 | 15.49 | | | 16.08 | | 16.36 | 16.43 | 16.46 | 16.56 | 17.12 | | | | | | | |
| 26,122 | Boreczek | 15.43 | 15.54 | | | 16.12 | | 16.40 | 16.47 | 16.50 | 17.01 | 17.16 | | | | | | | |
| 31,998 | Warkocz | 15.47 | 15.58 | | | 16.16 | | 16.45 | 16.52 | 16.55 | 17.05 | 17.21 | | | | | | | |
| 36,987 | Strzelin p | 15.51 | 16.02 | | | 16.20 | | 16.49 | 16.55 | 16.59 | 17.09 | 17.26 | | | | | | 17.36 | |
| | | 15.52 | 16.03 | | | 16.21 | | 16.50 | 16.59 | 17.00 | 17.10 | | | | | | | 17.37 | |
| 43,830 | Biały Kościół | 15.57 | 16.08 | | | 16.26 | | 16.55 | 17.03 | 17.05 | 17.14 | | | | | | | | |
| 51,256 | Henryków | 16.02 | 16.13 | | | 16.31 | | 17.00 | 17.08 | 17.11 | 17.19 | | | | | | | | |
| 57,565 | Ziębice p | 16.06 | 16.17 | | | 16.36 | | 17.05 | 17.12 | 17.16 | 17.23 | | | | | | | | |
| | | 16.07 | 16.18 | | | 16.43 | | | | | 17.24 | | | | | | | | |
| 66,809 | Starczów | 16.14 | 16.24 | | | 16.49 | | | | | 17.30 | | | | | | | | |
| 71,886 | Kamieniec Ząbkowicki 235 p | 16.18 | 16.28 | | | 16.53 | | | | | 17.34 | | | | | | | 17.57 | |
| | Kraków Główny o | < | | | | < | | < | < | < | < | < | | | | | | < | |
| | Katowice o | < | | | | < | | < | < | < | < | < | | | | | | < | |
| | Kędzierzyn Koźle o | < | | | | < | | < | < | < | < | < | | | | | | < | |
| | Nysa 236 o | < | | | | < | | < | < | < | < | < | | | | | | < | |
| | Kamieniec Ząbkowicki 236 p | < | | | | < | | < | < | < | < | < | | | | | | < | |
| 71,886 | Kamieniec Ząbkowicki 235, 236 o | 16.19 | | 16.28 | 16.40 | 16.54 | | 17.24 | | | 17.37 | | | | | | | 17.58 | |
| 77,302 | Susza ▲ | | | | | | | 17.28 | | | 17.41 | | | | | | | | |
| 82,545 | Bardo Przyłęk | 16.26 | | | 16.48 | | | 17.31 | | | 17.44 | | | | | | | | |
| 84,439 | Bardo Śląskie | 16.28 | | 16.38 | 16.50 | 17.03 | | 17.34 | | | 17.47 | | | | | | | 18.39 | |
| 90,400 | Ławica ▲ | 16.34 | | | 16.56 | | | 17.40 | | | 17.53 | | | | | | | | |
| 93,481 | Kłodzko Główne 245 p | 16.37 | | 16.46 | 17.00 | 17.11 | | 17.43 | | | 17.56 | | | | | | | 18.48 | |
| | | 1 | 2 | 3 | 4 | 5 | 6 | 7 | 8 | 9 | 10 | 11 | 12 | 13 | 14 | 15 | 16 | 17 | 18 |

z Legnicy

z tab.
235

| | 1 | 2 | 3 | 4 | 5 | 6 | 7 | 8 | 9 | 10 | 11 | 12 | 13 | 14 | 15 | 16 | 17 | 18 | |
|--|----|--|---|--|--|-------------------------------------|-------------------------------|---|---|--|--|--|----|----|---|----|----|-------|--------------------------------------|
| Wałbrzych Miasto / Jelenia Góra* 240 o | | < | | < | < | < | | | | < | | < | | | < | | | < | |
| Wałbrzych Główny 240, 245 o | | < | | < | < | < | | | | < | 16.40 | < | | | < | | | < | |
| Kłodzko Głównie 245 p | | < | | < | < | < | | | | < | 17.49 | < | | | < | | | < | |
| Informacja o pociągu | | D9 6287 KD-69643 E 2 ♣♣* 4 | | D93 R-46463 ♣ 2 ♣♣* 6 | D9 6287 KD-69643 E 2 ♣♣* 8 | D9 KD-69645 E 2 ♣♣* | D92 KD-66341 ♣♣♣ | | | D9 KD-69647 KD-69649 E 2 ♣♣* 1 | D96 KD-60418/9 KD-60416/7 ♣ 2 ♣♣* | D9 KD-69647 KD-69649 E 2 ♣♣* 2 | | | IC 265 I-56005 1-2 ♣ ♣*♣♣* | | | | D90 KD-69823 ♣ 2 ♣♣* |
| | km | | | | | | | | | | | | | | | | | | |
| 93,481 Kłodzko Głównie 245 o | | 16.38 | | 16.47 | 17.01 | 17.12 | | | | 17.44 | 17.51 | 17.58 | | | | | | 18.50 | |
| 95,409 Kłodzko Miasto p | | 16.40 | | 16.50 | 17.03 | 17.15 | | | | 17.47 | 17.54 | 18.00 | | | 18.17 | | | 18.53 | |
| 95,409 Kłodzko Miasto o | | < | | < | < | | | | | < | < | < | | | IC BALTIC EXPRESS | | | | |
| 98,296 Kłodzko Książek ▲ | | < | | < | < | | | | | < | < | < | | | | | | | |
| 100,361 Kłodzko Zagórze ▲ | | < | | < | < | | | | | < | < | < | | | | | | | |
| 103,132 Stary Wielisław ▲ | | < | | < | < | | | | | < | < | < | | | | | | | |
| 107,750 Polanica-Zdrój p | | < | | < | < | | | | | < | < | < | | | | | | | |
| 113,453 Szczytna o | | < | | < | < | | | | | < | < | < | | | | | | | |
| 119,613 Duszniki-Zdrój | | < | | < | < | | | | | < | < | < | | | | | | | |
| 124,921 Kulin Kłodzki ▲ | | < | | < | < | | | | | < | < | < | | | | | | | |
| 133,577 Lewin Kłodzki ▲ | | < | | < | < | | | | | < | < | < | | | | | | | |
| 137,443 KUDOWA-ZDRÓJ p | | < | | < | < | | | | | < | < | < | | | | | | | |
| 95,409 Kłodzko Miasto o | | < | | < | < | | 17.30 | | | < | < | < | | | | | | | |
| 100,362 Krosnowice Kłodzkie | | < | | < | < | | 17.42 | | | < | < | < | | | | | | | |
| 103,640 Żelazno | | < | | < | < | | 17.46 | | | < | < | < | | | | | | | |
| 106,903 Ołdrzychowice Kłodzkie | | < | | < | < | | 17.49 | | | < | < | < | | | | | | | |
| 112,352 Trzebieszowice | | < | | < | < | | 17.56 | | | < | < | < | | | | | | | |
| 115,480 Radochów | | < | | < | < | | 18.00 | | | < | < | < | | | | | | | |
| 118,855 Łądek-Zdrój | | < | | < | < | | 18.08 | | | < | < | < | | | | | | | |
| 121,177 Łądek Stójków | | < | | < | < | | 18.11 | | | < | < | < | | | | | | | |
| 124,454 STRONIE ŚLĄSKIE p | | < | | < | < | | 18.16 | | | < | < | < | | | | | | | |
| 95,409 Kłodzko Miasto o | | 16.41 | | | 17.09 | | | | | 17.53 | | 18.01 | | | 18.18 | | | | |
| 100,362 Krosnowice Kłodzkie | | 16.45 | | | 17.13 | | | | | 17.58 | | 18.05 | | | | | | | |
| 104,760 Gorzanów | | 16.48 | | | 17.16 | | | | | 18.02 | | 18.09 | | | | | | | |
| 111,325 Bystrzyca Kłodzka | | 16.53 | | | 17.21 | | | | | 18.06 | | 18.14 | | | 18.30 | | | | |
| 112,788 Bystrzyca Kłodzka Przedmieście | | 16.56 | | | 17.30 | | | | | 18.09 | | 18.16 | | | | | | | |
| 118,343 Długopole-Zdrój | | 17.00 | | | 17.34 | | | | | 18.13 | | 18.21 | | | | | | | |
| 121,756 Domaszków | | 17.05 | | | 17.38 | | | | | 18.22 | | 18.25 | | | | | | | |
| 124,705 Roztoki Bystrzyckie ▲ | | 17.08 | | | 17.41 | | | | | 18.25 | | 18.28 | | | | | | | |
| 129,950 MIĘDZYLESIE p | | 17.13 | | | 17.46 | | | | | 18.30 | | 18.33 | | | 18.43 | | | | |
| 136,064 Granica Państwa o | | 17.14 | | | 17.47 | | | | | | | | | | 18.49 | | | | |
| 138,498 LICHKOV (CZ) p | | 17.21 | | | 17.54 | | | | | | | | | | 18.57 | | | | |
| Lichkov o | | | | | | | | | | | | | | | 19.00 | | | | |
| Praha hl. n. p | | | | | | | | | | | | | | | 21.14 | | | | |

1 z Rawicza kursuje w © w okresie 16.IV - 8.V, a od Wrocławia Głównego codziennie w okresie 16.IV - 8.V;

2 z Rawicza kursuje w © do 15.IV i od 11.V, a od Wrocławia Głównego codziennie do 15.IV i od 9.V;

3 w dniach 14, 15.III na odcinku Legnica - Jawor ZKA;

4 kursuje codziennie do 15.IV i od 9.V;

5 od 4.IV Gdynia Główna odj. 12.06;

6 kursuje w © do 12.IV i od 9.V;

7 kursuje 16.IV - 8.V;

8 kursuje 16.IV - 8.V;

9 kursuje w © do 12.IV i od 9.V;

10 kursuje w © do 15.IV i od 11.V;

Zastępcza Komunikacja Autobusowa
Lokalizacje przystanków ZKA na str. 218

230

WROCLAW - KAMIENIEC ZĄBKOWICKI - KŁODZKO -

KUDOWA-ZDRÓJ
STRONIE ŚLĄSKIE
MIĘDZYLESIE - LICHKOV (CZ)

| | | D9 | | | | D9 | | | D9 | D9 | D91 | D9 | D91 | | D9 | | | D9 | | |
|----------------------|-----------------------------|--|-------|---|---|--------------------------------------|---|---|--------------------------------------|--------------------------|--------------------------------------|--------------------------|--------------------------------------|-------|--------------------------|----|----|--------------------------|----|----|
| Informacja o pociągu | | KD-69650/1 KD-69655 E 2 ♣ ♣ * | | | | KD-69656 KD-69657 E 2 ♣ ♣ * | | | KD-66662 KD-66663 E 2 ♣ ♣ * | KD-60129 E 2 ♣ ♣ * | KD-69824 KD-69825 ♣ 2 ♣ ♣ * | KD-69661 E 2 ♣ ♣ * | KD-69824 KD-69825 ♣ 2 ♣ ♣ * | | KD-69665 E 2 ♣ ♣ * | | | KD-69677 E 2 ♣ ♣ * | | |
| km | | 1 | | | | | | | | | 2 | | 5 | | | | | | | |
| 0 | WROCLAW GŁÓWNY | 240 o | 17.54 | | | 18.52 | | | 19.52 | 20.20 | | 20.50 | | | 21.52 | | | 22.50 | | |
| 6,266 | Iwiny | ↓ | 18.00 | | | 18.58 | | | 19.58 | | | 20.56 | | | 21.58 | | | 22.56 | | |
| 9,032 | Smardzów Wrocławski | ↓ | 18.03 | | | 19.01 | | | 20.01 | | | 20.59 | | | 22.01 | | | 22.58 | | |
| 14,374 | Żórawina | ↓ | 18.07 | | | 19.05 | | | 20.05 | | | 21.03 | | | 22.06 | | | 23.03 | | |
| 20,825 | Węgry | ↓ | 18.11 | | | 19.11 | | | 20.10 | | | 21.08 | | | 22.11 | | | 23.08 | | |
| 26,122 | Boreczek | ↓ | 18.15 | | | 19.15 | | | 20.14 | | | 21.12 | | | 22.15 | | | 23.12 | | |
| 31,998 | Warkocz | ↓ | 18.20 | | | 19.19 | | | 20.18 | | z Legnicy | 21.17 | z Legnicy | | 22.20 | | | 23.16 | | |
| 36,987 | Strzelin | p | 18.24 | | | 19.23 | | | 20.22 | 20.43 | | 21.21 | | | 22.24 | | | 23.20 | | |
| | | o | 18.25 | | | 19.24 | | | 20.23 | 20.44 | z Legnicy | 21.22 | z Legnicy | | 22.25 | | | 23.21 | | |
| 43,830 | Biały Kościół | ↓ | 18.31 | | | 19.29 | | | 20.29 | | | 21.27 | | | 22.30 | | | 23.26 | | |
| 51,256 | Henryków | ↓ | 18.36 | | | 19.35 | | | 20.34 | | | 21.32 | | | 22.35 | | | 23.31 | | |
| 57,565 | Ziębice | p | 18.40 | | | 19.39 | | | 20.39 | 20.56 | z tab. | 21.36 | z tab. | | 22.40 | | | 23.35 | | |
| | | o | 18.45 | | | 19.40 | | | 20.57 | | 235 | 21.37 | 235 | | 22.41 | | | 23.36 | | |
| 66,809 | Starczów | ↓ | 18.51 | | | 19.46 | | | | ⟨ | ⟨ | 21.44 | ⟨ | | 22.48 | | | 23.42 | | |
| 71,886 | Kamieniec Ząbkowicki | 235 p | 18.55 | | | 19.50 | | | 21.06 | 21.35 | 21.47 | 21.35 | 21.47 | 21.35 | 22.52 | | | 23.46 | | |
| | Kraków Główny | o | ⟨ | | | ⟨ | | | ⟨ | ⟨ | ⟨ | ⟨ | ⟨ | | ⟨ | | | ⟨ | | |
| | Katowice | o | ⟨ | | | ⟨ | | | ⟨ | ⟨ | ⟨ | ⟨ | ⟨ | | ⟨ | | | ⟨ | | |
| | Kędzierzyn Koźle | o | ⟨ | | | ⟨ | | | ⟨ | ⟨ | ⟨ | ⟨ | ⟨ | | ⟨ | | | ⟨ | | |
| | Nysa | 236 o | ⟨ | | | ⟨ | | | ⟨ | ⟨ | ⟨ | ⟨ | ⟨ | | ⟨ | | | ⟨ | | |
| | Kamieniec Ząbkowicki | 236 p | ⟨ | | | ⟨ | | | ⟨ | ⟨ | ⟨ | ⟨ | ⟨ | | ⟨ | | | ⟨ | | |
| 71,886 | Kamieniec Ząbkowicki | 235, 236 o | 18.58 | | | 19.51 | | | 21.07 | 21.39 | 21.52 | 22.01 | 22.01 | | 22.53 | | | 23.47 | | |
| 77,302 | Susza ▲ | ↓ | | | | | | | | | | | | | | | | | | |
| 82,545 | Bardo Przyłęk | ↓ | 19.05 | | | 19.57 | | | | | | 21.59 | | | 23.00 | | | 23.54 | | |
| 84,439 | Bardo Śląskie | ↓ | 19.07 | | | 20.00 | | | 21.15 | 21.48 | 22.02 | 22.10 | 22.10 | | 23.02 | | | 23.57 | | |
| 90,400 | Ławica ▲ | ↓ | 19.14 | | | 20.06 | | | | | | 22.08 | | | 23.09 | | | 0.03 | | |
| 93,481 | Kłodzko Główne | 245 p | 19.17 | | | 20.09 | | | 21.24 | 21.57 | 22.11 | 22.20 | 22.20 | | 23.12 | | | 0.06 | | |
| | | | 1 | 2 | 3 | 4 | 5 | 6 | 7 | 8 | 9 | 10 | 11 | 12 | 13 | 14 | 15 | 16 | 17 | 18 |

| | 1 | 2 | 3 | 4 | 5 | 6 | 7 | 8 | 9 | 10 | 11 | 12 | 13 | 14 | 15 | 16 | 17 | 18 |
|--|---------------------------------------|--------------------------------------|--------------------------------------|---------------------------------|---------------------------------|---------------------------------------|---|---|---|---------------------------------------|----|---------------------------------------|----|----|---------------------------------------|----|----|---------------------------------------|
| Wałbrzych Miasto / Jelenia Góra* 240 o | < | | | | | < | | | | < | | < | | | < | | | < |
| Wałbrzych Główny 240, 245 o | < | | | | 18.55 | < | | | | < | | < | | | < | | | < |
| Kłodzko Główny 245 p | < | | | | 19.59 | < | | | | < | | < | | | < | | | < |
| Informacja o pociągu | D9 KD-69651 E 2 ♣ ♣ * | D90 KD-66419 ♣ ♣ 2 ♣ | D90 KD-66419 ♣ ♣ ♣ 4 | D92 KD-66343 ♣ ♣ ♣ | D96 KD-60421 ♣ ♣ 2 | D9 KD-69657 E 2 ♣ ♣ * | | | | D9 KD-60129 E 2 ♣ ♣ * | | D9 KD-69661 E 2 ♣ ♣ * | | | D9 KD-69665 E 2 ♣ ♣ * | | | D9 KD-69677 E 2 ♣ ♣ * |
| | km | | | | | | | | | | | | | | | | | |
| 93,481 Kłodzko Główny 245 o | 19.18 | | | | 20.00 | 20.10 | | | | 21.25 | | 22.12 | | | 23.13 | | | 0.06 |
| 95,409 Kłodzko Miasto p | 19.20 | | | | 20.03 | 20.12 | | | | 21.27 | | 22.14 | | | 23.16 | | | 0.09 |
| 95,409 Kłodzko Miasto o | | 19.25 | | | | < | | | | | | < | | | | | | |
| 98,296 Kłodzko Książek ▲ | | 19.28 | | | | < | | | | | | < | | | | | | |
| 100,361 Kłodzko Zagórze ▲ | | 19.30 | | | | < | | | | | | < | | | | | | |
| 103,132 Stary Wielisław ▲ | | 19.33 | | | | < | | | | | | < | | | | | | |
| 107,750 Polanica-Zdrój p | | 19.39 | | | | < | | | | | | < | | | | | | |
| 113,453 Szczytna o | | 19.39 | 19.42 | | | < | | | | | | < | | | | | | |
| 119,613 Duszniki-Zdrój | | 19.46 | 19.52 | | | < | | | | | | < | | | | | | |
| 124,921 Kulin Kłodzki ▲ | | 19.55 | 20.01 | | | < | | | | | | < | | | | | | |
| 133,577 Lewin Kłodzki ▲ | | 20.02 | < | | | < | | | | | | < | | | | | | |
| 137,443 KUDOWA-ZDRÓJ p | | 20.13 | 20.12 | | | < | | | | | | < | | | | | | |
| | | 20.19 | 20.21 | | | < | | | | | | < | | | | | | |
| 95,409 Kłodzko Miasto o | | | | 19.31 | | < | | | | | | < | | | | | | |
| 100,362 Krosnowice Kłodzkie | | | | 19.43 | | < | | | | | | < | | | | | | |
| 103,640 Żelazno | | | | 19.47 | | < | | | | | | < | | | | | | |
| 106,903 Ołdrzychowice Kłodzkie | | | | 19.50 | | < | | | | | | < | | | | | | |
| 112,352 Trzebieszowice | | | | 19.57 | | < | | | | | | < | | | | | | |
| 115,480 Radochów | | | | 20.01 | | < | | | | | | < | | | | | | |
| 118,855 Łądek-Zdrój | | | | 20.09 | | < | | | | | | < | | | | | | |
| 121,177 Łądek Stójków | | | | 20.12 | | < | | | | | | < | | | | | | |
| 124,454 STRONIE ŚLĄSKIE p | | | | 20.17 | | < | | | | | | < | | | | | | |
| 95,409 Kłodzko Miasto o | | | | | | 20.13 | | | | | | 22.15 | | | | | | |
| 100,362 Krosnowice Kłodzkie | | | | | | 20.17 | | | | | | 22.19 | | | | | | |
| 104,760 Gorzanów | | | | | | 20.21 | | | | | | 22.24 | | | | | | |
| 111,325 Bystrzyca Kłodzka | | | | | | 20.26 | | | | | | 22.29 | | | | | | |
| 112,788 Bystrzyca Kłodzka Przedmieście | | | | | | 20.28 | | | | | | 22.31 | | | | | | |
| 118,343 Długopole-Zdrój | | | | | | 20.32 | | | | | | 22.36 | | | | | | |
| 121,756 Domaszków | | | | | | 20.35 | | | | | | 22.40 | | | | | | |
| 124,705 Roztoki Bystrzyckie ▲ | | | | | | 20.38 | | | | | | 22.43 | | | | | | |
| 129,950 MIĘDZYLESIE p | | | | | | 20.43 | | | | | | 22.48 | | | | | | |
| 136,064 Granica Państwa o | | | | | | | | | | | | | | | | | | |
| 138,498 LICHKOV (CZ) p | | | | | | | | | | | | | | | | | | |
| Lichkov o | | | | | | | | | | | | | | | | | | |
| Praha hl. n. p | | | | | | | | | | | | | | | | | | |

- 1 z Rawicza kursuje w ☉, a od Wrocławia Głównego codziennie (do 15.IV i od 9.V na odcinku Biały Kościół - Ziębice kursuje 4 minuty później);
2 kursuje codziennie do 15.IV i od 9.V (w dniach 14, 15.III na odcinku Legnica - Jawor ZKA);
3 na odcinku Polanica-Zdrój - Kudowa-Zdrój kursuje codziennie do 15.III;
4 kursuje codziennie od 16.III;
5 kursuje 16.IV - 8.V;

Zastępcza Komunikacja Autobusowa
Lokalizacje przystanków ZKA na str. 218-219

LICHKOV (CZ) - MIĘDZYLESIE

230

STRONIE ŚLĄSKIE

- KŁODZKO - KAMIENIEC ZĄBKOWICKI - WROCŁAW

KUDOWA-ZDRÓJ

| Praha hl. n. Lichkov | | o | | | | | | | | | | | | | | | | | | |
|-------------------------|----------------------------------|------------|--------------------------|---|---|---|--------------------------------------|---|---|---|---|--------------------------------------|------|--------------------------|--------------------------|----|--------------------------------------|------|----|----|
| Informacja o pociągu | | | D9 | | | | D9 | | | | | D9 | | D9 | | D9 | | | | |
| km | | | KD-60620 E 2 ♣ ♣ * | | | | KD-60624 KD-60626 E 2 ♣ ♣ * | | | | | KD-60628 KD-60630 E 2 ♣ ♣ * | | KD-60636 E 2 ♣ ♣ * | KD-60636 E 2 ♣ ♣ * | | KD-60638 KD-60640 E 2 ♣ ♣ * | | | |
| | | | | | | | | | | | | | | | | | | | | |
| 0 | LICHKOV (CZ) | o | | | | | | | | | | | | | | | | | | |
| 2,434 | Granica Państwa | ▼ | | | | | | | | | | | | | | | | | | |
| 8,548 | MIĘDZYLESIE | p | | | | | | | | | | | | | | | | | | |
| 13,793 | Roztoki Bystrzyckie ▲ | o | | | | | | | | | | 4.54 | | | | | | 5.56 | | |
| 16,742 | Domaszków | ↓ | | | | | | | | | | 4.58 | | | | | | 6.01 | | |
| 20,155 | Długopole-Zdrój | ↓ | | | | | | | | | | 5.02 | | | | | | 6.04 | | |
| 25,710 | Bystrzyca Kłodzka Przedmieście | ↓ | | | | | | | | | | 5.05 | | | | | | 6.07 | | |
| 27,173 | Bystrzyca Kłodzka | ↓ | | | | | | | | | | 5.10 | | | | | | 6.12 | | |
| 33,738 | Gorzanów | ↓ | | | | | | | | | | 5.12 | | | | | | 6.15 | | |
| 38,136 | Krosnowice Kłodzkie | ↓ | | | | | | | | | | 5.18 | | | | | | 6.27 | | |
| 43,089 | Kłodzko Miasto | p | | | | | | | | | | 5.22 | | | | | | 6.31 | | |
| 43,089 | Kłodzko Miasto | p | | | | | | | | | | 5.26 | | | | | | 6.36 | | |
| 0 | STRONIE ŚLĄSKIE | o | | | | | | | | | | < | | | | | | < | | |
| 3,277 | Lądek Stójków | ↓ | | | | | | | | | | < | | | | | | < | | |
| 5,599 | Lądek-Zdrój | ↓ | | | | | | | | | | < | | | | | | < | | |
| 8,974 | Radochów | ↓ | | | | | | | | | | < | | | | | | < | | |
| 12,102 | Trzebieszowice | ↓ | | | | | | | | | | < | | | | | | < | | |
| 17,551 | Odrzychowice Kłodzkie | ↓ | | | | | | | | | | < | | | | | | < | | |
| 20,814 | Żelazno | ↓ | | | | | | | | | | < | | | | | | < | | |
| 24,092 | Krosnowice Kłodzkie | ↓ | | | | | | | | | | < | | | | | | < | | |
| 29,045 | Kłodzko Miasto | p | | | | | | | | | | < | | | | | | < | | |
| 0,000 | KUDOWA-ZDRÓJ | o | | | | | | | | | | < | | | | | | < | | |
| 3,866 | Lewin Kłodzki ▲ | ↓ | | | | | | | | | | < | | | | | | < | | |
| 12,522 | Kulin Kłodzki ▲ | ↓ | | | | | | | | | | < | | | | | | < | | |
| 17,830 | Duszniki-Zdrój | ↓ | | | | | | | | | | < | | | | | | < | | |
| 23,990 | Szczytna | ↓ | | | | | | | | | | < | | | | | | < | | |
| 29,693 | Polanica-Zdrój | p | | | | | | | | | | < | | | | | | < | | |
| 34,311 | Stary Wielisław ▲ | ↓ | | | | | | | | | | < | | | | | | < | | |
| 37,082 | Kłodzko Zagórze ▲ | ↓ | | | | | | | | | | < | | | | | | < | | |
| 39,147 | Kłodzko Książek ▲ | ↓ | | | | | | | | | | < | | | | | | < | | |
| 42,034 | Kłodzko Miasto | p | | | | | | | | | | < | | | | | | < | | |
| 43,089 | Kłodzko Miasto | o | 3.37 | | | | 4.37 | | | | | 5.27 | 6.03 | 6.13 | | | | 6.41 | | |
| 45,017 | Kłodzko Główne | 245 p | 3.39 | | | | 4.39 | | | | | 5.29 | 6.05 | 6.15 | | | | 6.44 | | |
| | Kłodzko Główne | 245 o | < | | | | < | | | | | < | < | < | | | | < | | |
| | Wałbrzych Główne | 240, 245 p | < | | | | < | | | | | < | < | < | | | | < | | |
| | Wałbrzych Miasto / Jelenia Góra* | 240 p | < | | | | < | | | | | < | < | < | | | | < | | |
| | | | 1 | 2 | 3 | 4 | 5 | 6 | 7 | 8 | 9 | 10 | 11 | 12 | 13 | 14 | 15 | 16 | 17 | 18 |

| | 1 | 2 | 3 | 4 | 5 | 6 | 7 | 8 | 9 | 10 | 11 | 12 | 13 | 14 | 15 | 16 | 17 | 18 |
|----------------------|-----------------------------|-----------------|------|---|----------------------|------------------------|---|--------------|---|----|------------------------|----------------------|----------------------|------------|------------|------------|--------------------------|----|
| | | D9 | | | D91 | D9 | | D9 | | | D9 | D91 | D91 | D9 | D9 | | D9 | |
| Informacja o pociągu | | KD-60620 | | | KD-69844 KD-69845 | KD-60624/5 KD-60626 | | KD-66680 | | | KD-60628/9 KD-60630 | KD-69850 KD-69851 | KD-69850 KD-69851 | KD-60636 | KD-60636 | | KD-60638/9 KD-60640/1 | |
| km | | E 2 ♣ ♣ * | | | ♣ ♣ * Ⓞ | E 2 ♣ ♣ * | | E 2 ♣ ♣ * | | | E 2 ♣ ♣ * | ♣ ♣ * 2 | ♣ ♣ * 5 | ♣ ♣ * 1 | ♣ ♣ * 6 | ♣ ♣ * 4 | ♣ ♣ * | |
| 45,017 | Kłodzko Główne | 245 o | 3.40 | | 4.28 | 4.40 | | | | | 5.37 | 5.49 | 6.05 | 6.06 | 6.16 | | 6.45 | |
| 48,098 | Ławica ▲ | ↓ | 3.43 | | | 4.44 | | | | | 5.40 | | | | | | 6.48 | |
| 54,059 | Bardo Śląskie | | 3.50 | | 4.36 | 4.50 | | | | | 5.47 | 5.57 | 6.13 | 6.15 | 6.25 | | 6.54 | |
| 55,963 | Bardo Przyłęk | | 3.52 | | | 4.52 | | | | | 5.49 | | | | | | 6.57 | |
| 61,196 | Susza ▲ | ↓ | | | | | | | | | | | | | | | 7.01 | |
| 66,612 | Kamieniec Ząbkowicki | 235, 236 p | 3.59 | | 4.45 | 4.59 | | | | | 5.56 | 6.06 | 6.22 | 6.23 | 6.33 | | 7.05 | |
| | <i>Kamieniec Ząbkowicki</i> | 236 o | < | | < | < | | | | | < | < | < | < | < | | < | |
| | <i>Nysa</i> | 236 p | < | | < | < | | | | | < | < | < | < | < | | < | |
| | <i>Kędzierzyn-Koźle</i> | p | < | | < | < | | | | | < | < | < | < | < | | < | |
| | <i>Katowice</i> | p | < | | < | < | | | | | < | < | < | < | < | | < | |
| | <i>Kraków Główny</i> | p | < | | < | < | | | | | < | < | < | < | < | | < | |
| 66,612 | Kamieniec Ząbkowicki | 235 o | 4.00 | | 4.51 | 5.00 | | | | | 5.59 | 6.31 | 6.31 | 6.25 | 6.34 | | 7.10 | |
| 71,689 | Starczów | ↓ | 4.05 | | < | 5.05 | | | | | 6.03 | < | < | | | | 7.14 | |
| 80,933 | Ziębice | p | 4.11 | | cd. tab. | 5.11 | | | | | 6.09 | cd. tab. | cd. tab. | 6.34 | 6.44 | | 7.20 | |
| | | o | 4.12 | | 235 | 5.12 | | 5.27 | | | 6.11 | 235 | 235 | 6.35 | 6.45 | | 7.21 | |
| 87,242 | Henryków | ↓ | 4.17 | | do | 5.16 | | 5.32 | | | 6.16 | do | do | 6.40 | 6.55 | | 7.25 | |
| 94,668 | Biały Kościół | ↓ | 4.22 | | Dzierżonowa | 5.21 | | 5.43 | | | 6.21 | Legnicy | Legnicy | 6.50 | 7.00 | | 7.30 | |
| | | p | 4.27 | | śląskiego | 5.26 | | 5.48 | | | 6.25 | | | 6.54 | 7.04 | | 7.35 | |
| 101,511 | Strzelin | o | 4.28 | | | 5.27 | | 5.51 | | | 6.28 | | | 6.55 | 7.05 | | 7.36 | |
| 106,500 | Warkocz | ↓ | 4.32 | | | 5.31 | | 5.55 | | | 6.33 | | | 6.59 | 7.09 | | 7.39 | |
| 112,376 | Boreczek | | 4.37 | | | 5.36 | | 5.59 | | | 6.37 | | | 7.04 | 7.14 | | 7.44 | |
| 117,673 | Węgry | | 4.41 | | | 5.40 | | 6.04 | | | 6.41 | | | 7.08 | 7.18 | | 7.48 | |
| 124,124 | Żórawina | | 4.46 | | | 5.44 | | 6.08 | | | 6.46 | | | 7.13 | 7.23 | | 7.53 | |
| 129,466 | Smardzów Wrocławski | | 4.50 | | | 5.48 | | 6.13 | | | 6.50 | | | 7.17 | 7.28 | | 7.57 | |
| 132,232 | Iwiny | ↓ | 4.53 | | | 5.51 | | 6.16 | | | 6.53 | | | 7.20 | 7.31 | | 8.00 | |
| 138,498 | WROCLAW GŁÓWNY | 240 p | 5.00 | | | 5.57 | | 6.22 | | | 6.59 | | | 7.27 | 7.37 | | 8.06 | |
| | <i>Wrocław Główny</i> | 220, 260, 280 o | | | | 6.14 | | | | | 7.15 | | | | | | 8.12 | |
| | <i>Rawicz</i> | 280 p | | | | 7.04 | | | | | 8.09 | | | | | | 9.05 | |
| | <i>Gdynia Główna</i> | p | | | | | | | | | | | | | | | | |
| | <i>Warszawa Wschodnia</i> | p | | | | | | | | | | | | | | | | |

- 1** kursuje w Ⓞ do 12.IV i od 9.V (w dniach 14, 15.III na odcinku Rogoźnica - Legnica ZKA);
2 do Wrocławia Głównego kursuje codziennie, a do Rawicza w Ⓞ;
3 z Międzylesia kursuje w Ⓞ, a od Kłodzka Miasta codziennie;
4 kursuje w Ⓞ w okresie 16.IV - 8.V;
5 kursuje w Ⓞ w okresie 18.IV - 3.V;
6 kursuje w Ⓞ do 15.IV i od 11.V;
7 do 8.V od Białego Kościoła kursuje 2 minuty później;

| Prah hl. n. Lichkov | | | | | | | | | | | | | | 6.49 8.59 | | | | | | |
|------------------------|----------------------------------|---------------|---------------|-----------------------|-----------------------|---|-----------------------------------|---|-----------------------------------|------|------------|----|----|---------------|------------------------|----|-----------------------|-----------------------|----|--|
| Informacja o pociągu | | D92 | D96 | D96 | D9 | | D96 | | D9 | D90 | D90 | | | D92 | IC | | D9 | D9 | | |
| km | | KD-66350 🚆 | KD-60432 🚆 | KD-60432 🚆 2 🚆* | KD-60642 E 2 🚆* | | KD-60434 KD-60435 🚆 2 🚆* | | KD-60646 KD-60648 E 2 🚆* | 🚆 | 🚆 / 🚆 2 | | | KD-66352 🚆 | I-65004 1-2 🚆 🚆* | | KD-60656 E 2 🚆* | KD-60656 E 2 🚆* | | |
| 0 | LICHKOV (CZ) | | | | | | | | | | | | | | 9.02 | | 9.13 | 9.13 | | |
| 2,434 | Granica Państwa | | | | | | | | | | | | | | | | | | | |
| 8,548 | MIĘDZYLESIE | | | | 7.05 | | | | 7.55 | | | | | | 9.11 | | 9.21 | 9.21 | | |
| 13,793 | Roztoki Bystrzyckie ▲ | | | | 7.10 | | | | 8.00 | | | | | | 9.17 | | 9.24 | 9.32 | | |
| 16,742 | Domaszków | | | | 7.13 | | | | 8.07 | | | | | | | | 9.29 | 9.36 | | |
| 20,155 | Długopole-Zdrój | | | | 7.16 | | | | 8.11 | | | | | | | | 9.32 | 9.39 | | |
| 25,710 | Bystrzyca Kłodzka Przedmieście | | | | 7.21 | | | | 8.15 | | | | | | | | 9.36 | 9.43 | | |
| 27,173 | Bystrzyca Kłodzka | | | | 7.24 | | | | 8.17 | | | | | | 9.30 | | 9.40 | 9.47 | | |
| 33,738 | Gorzanów | | | | 7.29 | | | | 8.22 | | | | | | | | 9.42 | 9.49 | | |
| 38,136 | Krosnowice Kłodzkie | | | | 7.32 | | | | 8.27 | | | | | | | | 9.48 | 9.55 | | |
| 43,089 | Kłodzko Miasto | | | | 7.37 | | | | 8.31 | | | | | | 9.41 | | 9.52 | 9.59 | | |
| 43,089 | Kłodzko Miasto | | | | 7.37 | | | | 8.31 | | | | | | 9.41 | | 9.56 | 10.03 | | |
| 0 | STRONIE ŚLĄSKIE | | | | | | | | | | | | | | | | | | | |
| 3,277 | Lądek Stójków | 6.34 | | | | | | | | | | | | 8.46 | | | | | | |
| 5,599 | Lądek-Zdrój | 6.41 | | | | | | | | | | | | 8.53 | | | | | | |
| 8,974 | Radochów | 6.46 | | | | | | | | | | | | 8.58 | | | | | | |
| 12,102 | Trzebieszowice | 6.52 | | | | | | | | | | | | 9.04 | | | | | | |
| 17,551 | Odrzychowice Kłodzkie | 6.56 | | | | | | | | | | | | 9.08 | | | | | | |
| 20,814 | Zelazno | 7.03 | | | | | | | | | | | | 9.15 | | | | | | |
| 24,092 | Krosnowice Kłodzkie | 7.06 | | | | | | | | | | | | 9.18 | | | | | | |
| 29,045 | Kłodzko Miasto | 7.11 | | | | | | | | | | | | 9.23 | | | | | | |
| 29,045 | Kłodzko Miasto | 7.27 | | | | | | | | | | | | 9.37 | | | | | | |
| 0,000 | KUDOWA-ZDRÓJ | | | | | | | | | | | | | | | | | | | |
| 3,866 | Lewin Kłodzki ▲ | | 6.25 | 6.37 | | | | | | 8.02 | 8.13 | | | | | | | | | |
| 12,522 | Kulin Kłodzki ▲ | | 6.32 | 6.42 | | | | | | | | | | | | | | | | |
| 17,830 | Duszniki-Zdrój | | 6.43 | 6.59 | | | | | | 8.19 | 8.31 | | | | | | | | | |
| 23,990 | Szczytna | | 6.44 | 7.00 | | | | | | 8.20 | 8.37 | | | | | | | | | |
| 29,693 | Polanica-Zdrój | | 6.55 | 7.09 | | | | | | 8.31 | 8.46 | | | | | | | | | |
| 34,311 | Stary Wielisław ▲ | | 7.11 | 7.16 | | | | | | 8.47 | 8.53 | | | | | | | | | |
| 37,082 | Kłodzko Zagórze ▲ | | | 7.17 | | | | | | | 8.53 | | | | | | | | | |
| 39,147 | Kłodzko Książek ▲ | | | 7.22 | | | | | | | | | | | | | | | | |
| 42,034 | Kłodzko Miasto | | | 7.26 | | | | | | | | | | | | | | | | |
| 42,034 | Kłodzko Miasto | | | 7.28 | | | | | | | | | | | | | | | | |
| 42,034 | Kłodzko Miasto | | | 7.32 | | | | | | | 9.05 | | | | | | | | | |
| 43,089 | Kłodzko Miasto | | | | 7.38 | | 8.05 | | 8.33 | | 9.06 | | | | 9.42 | | 10.01 | 10.12 | | |
| 45,017 | Kłodzko Główne | | | | 7.40 | | 8.07 | | 8.35 | | 9.08 | | | | | | 10.04 | 10.15 | | |
| | Kłodzko Główne | | | | | | 8.08 | | | | | | | | | | | | | |
| | Wałbrzych Główny | | | | | | 9.15 | | | | | | | | | | | | | |
| | Wałbrzych Miasto / Jelenia Góra* | | | | | | | | | | | | | | | | | | | |
| | | 1 | 2 | 3 | 4 | 5 | 6 | 7 | 8 | 9 | 10 | 11 | 12 | 13 | 14 | 15 | 16 | 17 | 18 | |

| Informacja o pociągu | 1 | 2 | 3 | 4 | 5 | 6 | 7 | 8 | 9 | 10 | 11 | 12 | 13 | 14 | 15 | 16 | 17 | 18 |
|----------------------|-----------------------------|-------------------------------|---|--------------------------|---|---|---|--------------------------------------|---|------------------------|------------------------|------------------------|----|---|----|---------------------------------|---------------------------------|----|
| | | | | | | | | | | | | | | | | | | |
| km | | KD-66682 E 2 ♣ ♣ * Ⓞ | | KD-60642 E 2 ♣ ♣ * | | | | KD-60646 KD-60648 E 2 ♣ ♣ * | | KD-66102 ♣ ♣ * 4 | KD-66102 ♣ ♣ * 6 | KD-66102 ♣ ♣ * 5 | | IC 264 I-65004/5 1-2 Ⓞ ♣ ✕ ♣ * K 1 | | KD-60656/7 E 2 ♣ ♣ * 4 | KD-60656/7 E 2 ♣ ♣ * 8 | |
| 45,017 | Kłodzko Główne | 245 o | | 7.41 | | | | 8.36 | | 9.08 | 9.12 | 9.12 | | | | 10.05 | 10.16 | |
| 48,098 | Ławica ▲ | ↓ | | 7.44 | | | | 8.39 | | | | | | | | 10.08 | 10.19 | |
| 54,059 | Bardo Śląskie | | | 7.51 | | | | 8.45 | | 9.17 | 9.21 | 9.21 | | | | 10.14 | 10.25 | |
| 55,963 | Bardo Przyłęk | | | 7.53 | | | | 8.47 | | | | | | | | 10.16 | 10.28 | |
| 61,196 | Suszka ▲ | ↓ | | | | | | | | | | | | | | | | |
| 66,612 | Kamieniec Ząbkowicki | 235, 236 p | | 8.00 | | | | 8.54 | | 9.25 | 9.29 | 9.29 | | 10.01 | | 10.23 | 10.34 | |
| | <i>Kamieniec Ząbkowicki</i> | 236 o | | < | | | | < | | < | < | < | | < | | < | < | |
| | <i>Nysa</i> | 236 p | | < | | | | < | | < | < | < | | < | | < | < | |
| | <i>Kędzierzyn-Koźle</i> | p | | < | | | | < | | < | < | < | | < | | < | < | |
| | <i>Katowice</i> | p | | < | | | | < | | < | < | < | | < | | < | < | |
| | <i>Kraków Główny</i> | p | | < | | | | < | | < | < | < | | < | | < | < | |
| 66,612 | Kamieniec Ząbkowicki | 235 o | | 8.01 | | | | 8.55 | | 9.26 | 9.34 | 9.34 | | 10.02 | | 10.24 | 10.35 | |
| 71,689 | Starczów | ↓ | | 8.05 | | | | 9.00 | | | | | | | | 10.28 | 10.40 | |
| | | p | | 8.12 | | | | 9.05 | | 9.36 | 9.43 | 9.43 | | | | 10.34 | 10.46 | |
| 80,933 | Ziębice | o | | 8.13 | | | | 9.10 | | 9.50 | 9.50 | 9.50 | | | | 10.35 | 10.47 | |
| 87,242 | Henryków | ↓ | | 8.17 | | | | 9.15 | | | | | | | | 10.40 | 10.51 | |
| 94,668 | Biały Kościół | ↓ | | 8.23 | | | | 9.21 | | | | | | | | 10.45 | 10.56 | |
| | | p | | 8.28 | | | | 9.25 | | 10.02 | 10.02 | 10.13 | | 10.23 | | 10.50 | 11.00 | |
| 101,511 | Strzelin | o | | 8.29 | | | | 9.26 | | 10.03 | 10.03 | 10.13 | | 10.24 | | 10.51 | 11.01 | |
| 106,500 | Warkocz | ↓ | | 8.05 | | | | 9.30 | | | | | | | | 10.55 | 11.05 | |
| 112,376 | Boreczek | | | 8.10 | | | | 9.35 | | | | | | | | 10.59 | 11.09 | |
| 117,673 | Węgry | | | 8.15 | | | | 9.39 | | | | | | | | 11.03 | 11.13 | |
| 124,124 | Żórawina | | | 8.20 | | | | 9.44 | | | | | | | | 11.08 | 11.18 | |
| 129,466 | Smardzów Wrocławski | | | 8.25 | | | | 9.47 | | | | | | | | 11.12 | 11.22 | |
| 132,232 | Iwiny | ↓ | | 8.28 | | | | 9.50 | | | | | | | | 11.15 | 11.25 | |
| 138,498 | WROCLAW GŁÓWNY | 240 p | | 8.35 | | | | 9.57 | | 10.25 | 10.25 | 10.36 | | 10.46 | | 11.22 | 11.31 | |
| | <i>Wrocław Główny</i> | 220, 260, 280 o | | | | | | | | | | | | 11.10 | | 11.36 | 11.36 | |
| | <i>Rawicz</i> | 280 p | | | | | | | | | | | | | | 12.30 | 12.30 | |
| | <i>Gdynia Główna</i> | p | | | | | | | | | | | | 15.53 | | | | |
| | <i>Warszawa Wschodnia</i> | p | | | | | | | | | | | | | | | | |

- 1 w dniach 9 - 14, 21, 23.III - 3.IV Gdynia Główna przyj. 15.58, a w dniach 15 - 20.III godz. 16.02;
- 2 na odcinku Kudowa-Zdrój - Polanica-Zdrój kursuje codziennie do 15.III;
- 3 z Międzylesia kursuje w Ⓞ, a od Kłodzka Miasta codziennie;
- 4 kursuje codziennie do 15.IV i od 9.V;
- 5 kursuje w Ⓞ w okresie 16.IV - 8.V;
- 6 kursuje w Ⓞ w okresie 18.IV - 3.V;
- 7 kursuje codziennie od 16.III;
- 8 kursuje 16.IV - 8.V;

LICHKOV (CZ) - MIĘDZYLESIE

230

STRONIE ŚLĄSKIE

- KŁODZKO - KAMIENIEC ZĄBKOWICKI - WROCŁAW

KUDOWA-ZDRÓJ

| Praha hl. n. Lichkov | | | | | | | | | | | | | | | | | | | |
|-------------------------|----------------------------------|---|-------------------------|-------------------------|-------------------------|-------------------------|---------------------------|--------------------------|---|---|-------------------------|--------------------------------|-------------------------------------|---------------------------------------|-------------------------|---------------------------|---------------------------|--------------------------|----|
| Informacja o pociągu | | D90 | D93 | D91 | D90 | D90 | D90 | D91 | | | D92 | TLK | D96 | D9 | D90 | D9 | D9 | D90 | |
| km | | KD-66106 R-64640 KD-69856 KD-66106 KD-66106 KD-66104 KD-69856 | R-64640 2 * 10 | KD-69856 2 * 9 | KD-66106 2 * 8 | KD-66106 2 * 2 | KD-66104 E 2 * ⊕ | KD-69856 2 * 10 | | | KD-66354 2 * 9 | I-36106 I-36107 1-2 7 | KD-60436 KD-60437 2 * 1 | KD-60660 KD-60662 E 2 * 1 | KD-69858 2 * 4 | KD-60662 E 2 * 9 | KD-60662 E 2 * 3 | KD-69858 2 * 10 | |
| 0 | LICHKOV (CZ) | | | | | | | | | | | | | | | | | | |
| 2,434 | Granica Państwa | | | | | | | | | | | | | | | | | | |
| 8,548 | MIĘDZYLESIE | | | | | | | | | | | | | | | | | | |
| 13,793 | Roztoki Bystrzyckie ▲ | | | | | | | | | | | | | | | | | | |
| 16,742 | Domaszków | | | | | | | | | | | | | | | | | | |
| 20,155 | Długopole-Zdrój | | | | | | | | | | | | | | | | | | |
| 25,710 | Bystrzyca Kłodzka Przedmieście | | | | | | | | | | | | | | | | | | |
| 27,173 | Bystrzyca Kłodzka | | | | | | | | | | | | | | | | | | |
| 33,738 | Gorzanów | | | | | | | | | | | | | | | | | | |
| 38,136 | Krosnowice Kłodzkie | | | | | | | | | | | | | | | | | | |
| 43,089 | Kłodzko Miasto | | | | | | | | | | | | | | | | | | |
| 0 | STRONIE ŚLĄSKIE | | | | | | | | | | | | | | | | | | |
| 3,277 | Lądek Stójków | | | | | | | | | | | | | | | | | | |
| 5,599 | Lądek-Zdrój | | | | | | | | | | | | | | | | | | |
| 8,974 | Radochów | | | | | | | | | | | | | | | | | | |
| 12,102 | Trzebieszowice | | | | | | | | | | | | | | | | | | |
| 17,551 | Odrzychowice Kłodzkie | | | | | | | | | | | | | | | | | | |
| 20,814 | Żelazno | | | | | | | | | | | | | | | | | | |
| 24,092 | Krosnowice Kłodzkie | | | | | | | | | | | | | | | | | | |
| 29,045 | Kłodzko Miasto | | | | | | | | | | | | | | | | | | |
| 0,000 | KUDOWA-ZDRÓJ | 9.46 | | | 10.02 | 10.15 | | | | | 11.01 | | | | | | | | |
| 3,866 | Lewin Kłodzki ▲ | < | | | < | | | | | | 11.08 | | | | | | | | |
| 12,522 | Kulin Kłodzki ▲ | < | | | < | | | | | | 11.13 | | | | | | | | |
| 17,830 | Duszniki-Zdrój | 10.04 | | | 10.20 | 10.35 | | | | | 11.19 | | | | | | | | |
| 23,990 | Szczytna | 10.15 | | | 10.31 | 10.44 | | | | | 11.23 | | | | | | | | |
| 29,693 | Polanica-Zdrój | 10.31 | | | 10.47 | 10.51 | | | | | 11.30 | | | | | | | | |
| 34,311 | Stary Wielisław ▲ | 10.37 | | | | 10.53 | | | | | 11.33 | | | | | | | | |
| 37,082 | Kłodzko Zagórze ▲ | | | | | | | | | | 11.38 | | | | | | | | |
| 39,147 | Kłodzko Książek ▲ | | | | | | | | | | 11.52 | | | | | | | | |
| 42,034 | Kłodzko Miasto | 10.48 | | | | 11.04 | | | | | | | | | | | | | |
| 43,089 | Kłodzko Miasto | 10.49 | 10.54 | 10.58 | | 11.05 | 11.05 | 11.15 | | | | | | | | | | | |
| 45,017 | Kłodzko Główne | 10.51 | 10.56 | 11.00 | | 11.07 | 11.07 | 11.17 | | | | | | | | | | | |
| | Kłodzko Główne | < | < | < | | < | < | < | | | | | | | | | | | |
| | Wałbrzych Główny | < | < | < | | < | < | < | | | | | | | | | | | |
| | Wałbrzych Miasto / Jelenia Góra* | < | < | < | | < | < | < | | | | | | | | | | | |
| | | 1 | 2 | 3 | 4 | 5 | 6 | 7 | 8 | 9 | 10 | 11 | 12 | 13 | 14 | 15 | 16 | 17 | 18 |

| | 1 | 2 | 3 | 4 | 5 | 6 | 7 | 8 | 9 | 10 | 11 | 12 | 13 | 14 | 15 | 16 | 17 | 18 | |
|----------------------|--|------------------------------------|----------------------------------|--|------------------------------------|------------------------------------|------------------------------------|--|---|----|----|------------------------------------|----|----|----|-------|--------------------------------------|------------------------------------|--|
| Informacja o pociągu | | D90 | D93 | D91 | D90 | D90 | D90 | D91 | | | | D9 | | | | D9 | D90 | | |
| km | | KD-66106 KD-66106 E 2 ♣♣* | R-64640 R-64640 E 2 ♣♣* | KD-69856 KD-69857 KD-69856 KD-69857 E 2 ♣♣* | KD-66106 KD-66106 E 2 ♣♣* | KD-66106 KD-66106 E 2 ♣♣* | KD-66104 KD-66104 E 2 ♣♣* | KD-69856 KD-69857 KD-69856 KD-69857 E 2 ♣♣* | | | | KD-66684 KD-66685 E 2 ♣♣* | | | | | KD-60660/1 KD-60662 E 2 ♣♣* | KD-69858 KD-69859 E 2 ♣♣* | |
| 45,017 | Kłodzko Główne 245 o | 10.52 | 10.57 | 11.01 | | 11.08 | 11.08 | 11.18 | | | | | | | | 12.40 | 12.51 | | |
| 48,098 | Ławica ▲ | | | | | | | | | | | | | | | 12.43 | | | |
| 54,059 | Bardo Śląskie | 11.01 | 11.06 | 11.10 | | 11.17 | 11.17 | 11.27 | | | | | | | | 12.49 | 13.00 | | |
| 55,963 | Bardo Przyłęk | | | | | | | | | | | | | | | 12.52 | | | |
| 61,196 | Susza ▲ | | | | | | | | | | | | | | | 12.56 | | | |
| 66,612 | Kamieniec Ząbkowicki 235, 236 p | 11.09 | 11.15 | 11.18 | | 11.24 | 11.24 | 11.34 | | | | | | | | 12.59 | 13.08 | | |
| | <i>Kamieniec Ząbkowicki</i> 236 o | < | 11.23 | < | | < | < | < | | | | | | | | < | < | | |
| | <i>Nysa</i> 236 p | < | 12.12 | < | | < | < | < | | | | | | | | < | < | | |
| | <i>Kędzierzyn-Koźle</i> p | < | 13.44 | < | | < | < | < | | | | | | | | < | < | | |
| | <i>Katowice</i> p | < | | < | | < | < | < | | | | | | | | < | < | | |
| | <i>Kraków Główny</i> p | < | | < | | < | < | < | | | | | | | | < | < | | |
| 66,612 | Kamieniec Ząbkowicki 235 o | 11.16 | | 11.34 | | 11.30 | 11.30 | 11.40 | | | | | | | | 13.00 | 13.20 | | |
| 71,689 | Starczów | | | < | | | | < | | | | | | | | 13.05 | < | | |
| 80,933 | Ziębice p | 11.33 | | cd. tab. | | 11.39 | 11.39 | cd. tab. | | | | | | | | 13.10 | cd. tab. | | |
| | o | 11.34 | | 235 | | 11.40 | 11.40 | 235 | | | | 12.22 | | | | 13.11 | 235 | | |
| 87,242 | Henryków | | | | | | | | | | | 12.27 | | | | 13.16 | | | |
| 94,668 | Biały Kościół | | | | | | | | | | | 12.33 | | | | 13.20 | | | |
| 101,511 | Strzelin p | 11.54 | | do Legnicy | | 11.54 | 11.54 | do Legnicy | | | | 12.37 | | | | 13.25 | do Legnicy | | |
| | o | | | | | 11.56 | 11.56 | 11.56 | | | | 12.38 | | | | 13.27 | | | |
| 106,500 | Warkocz | | | | | | | | | | | 12.43 | | | | 13.31 | | | |
| 112,376 | Boreczek | | | | | | | | | | | 12.47 | | | | 13.36 | | | |
| 117,673 | Węgry | | | | | | | | | | | 12.52 | | | | 13.40 | | | |
| 124,124 | Żórawina | | | | | | | | | | | 12.57 | | | | 13.46 | | | |
| 129,466 | Smardzów Wrocławski | | | | | | | | | | | 13.01 | | | | 13.50 | | | |
| 132,232 | Iwiny | | | | | | | | | | | 13.04 | | | | 13.53 | | | |
| 138,498 | WROCLAW GŁÓWNY 240 p | | | | | 12.18 | 12.18 | 12.18 | | | | 13.11 | | | | 13.59 | | | |
| | <i>Wrocław Główny</i> 220, 260, 280 o | | | | | | | | | | | 13.15 | | | | 14.04 | | | |
| | <i>Rawicz</i> 280 p | | | | | | | | | | | 14.13 | | | | 15.00 | | | |
| | <i>Gdynia Główna</i> p | | | | | | | | | | | | | | | | | | |
| | <i>Warszawa Wschodnia</i> p | | | | | | | | | | | | | | | | | | |

- 1** z Międzyzlesia kursuje 16.IV - 8.V, a od Bystrzycy Kłodzkiej Przedmieścia w © w okresie 16.IV - 8.V;
- 2** z Kudowy-Zdroju kursuje do 15.III w ©, a od Polanicy-Zdroju w © do 12.IV i od 9.V;
- 3** na odcinku Międzyzlesie - Kłodzko Miasto kursuje codziennie do 15.IV i od 9.V;
- 4** na odcinku Kudowa-Zdrój - Polanica-Zdrój kursuje codziennie do 15.III;
- 5** do Wrocławia Głównego kursuje codziennie, a do Rawicza w ©;
- 6** w dniach 14, 15.III na odcinku Jawor - Legnica ZKA;
- 7** do 15.IV i od 9.V Kłodzko Miasto przyj. 11.48;
- 8** kursuje w © w okresie 21.III - 12.IV i od 9.V;
- 9** kursuje w © w okresie 18.IV - 3.V;
- 10** kursuje w © do 12.IV i od 9.V;
- 11** kursuje codziennie od 16.III;

LICHKOV (CZ) - MIĘDZYLESIE

230

STRONIE ŚLĄSKIE

- KŁODZKO - KAMIENIEC ZĄBKOWICKI - WROCŁAW

KUDOWA-ZDRÓJ

| Praha hl. n. Lichkov | | o | | 10.27 12.54 | 10.49 12.59 | | | | | | | | | | | | | | | |
|-------------------------|----------------------------------|------------|-----|------------------------------------|--|-------|---|-------|------------------------|------------------------|-----------------|-----------------|------------------------|-------|--|------------------------|------------------------|------------------------|----|----|
| Informacja o pociągu | | | D90 | IC 262 I-65002 E 2 ♣♣* | IC 262 I-65002 1-2 ♣*♣* K | D90 | | D92 | D9 6282 KD-60670 | D9 6282 KD-60670 | D96 KD-60438 | D96 KD-60438 | D9 6282 KD-60670 | | D96 KD-60442/3 KD-60440/1 ♣♣* | D91 KD-69862 ♣♣* | D91 KD-69862 ♣♣* | D91 KD-69862 ♣♣* | | |
| km | | | | 5 | 1 | 2 | | | 12 | 4 | 10 | 3 | | | 9 | 8 | 7 | | | |
| 0 | LICHKOV (CZ) | o | | 12.55 | 13.02 | | | | 13.24 | 13.38 | | | | | | | | | | |
| 2,434 | Granica Państwa | ↓ | | 13.09 | 13.11 | | | | 13.42 | 13.46 | | | | | | | | | | |
| 8,548 | MIĘDZYLESIE | o | | | 13.15 | | | | | 13.47 | | | | | | | | | | |
| 13,793 | Roztoki Bystrzyckie ▲ | | | | | | | | | 13.52 | | | | | | | | | | |
| 16,742 | Domaszków | | | | | | | | | 13.55 | | | | | | | | | | |
| 20,155 | Długopole-Zdrój | | | | | | | | | 13.58 | | | | | | | | | | |
| 25,710 | Bystrzyca Kłodzka Przedmieście | | | | | | | | | 14.03 | | | | | | | | | | |
| 27,173 | Bystrzyca Kłodzka | | | | 13.28 | | | | | 14.05 | | | | | | | | | | |
| 33,738 | Gorzanów | | | | | | | | | 14.10 | | | | | | | | | | |
| 38,136 | Krosnowice Kłodzkie | | | | | | | | | 14.14 | | | | | | | | | | |
| 43,089 | Kłodzko Miasto | p | | | 13.39 | | | | | 14.19 | | | | | | | | | | |
| 0 | STRONIE ŚLĄSKIE | o | | | | | | 13.22 | | | | | | | | | | | | |
| 3,277 | Lądek Stójków | | | | | | | 13.29 | | | | | | | | | | | | |
| 5,599 | Lądek-Zdrój | | | | | | | 13.34 | | | | | | | | | | | | |
| 8,974 | Radochów | | | | | | | 13.40 | | | | | | | | | | | | |
| 12,102 | Trzebieszowice | | | | | | | 13.44 | | | | | | | | | | | | |
| 17,551 | Odrzychowice Kłodzkie | | | | | | | 13.51 | | | | | | | | | | | | |
| 20,814 | Żelazno | | | | | | | 13.54 | | | | | | | | | | | | |
| 24,092 | Krosnowice Kłodzkie | ↓ | | | | | | 13.59 | | | | | | | | | | | | |
| 29,045 | Kłodzko Miasto | p | | | | | | 14.13 | | | | | | | | | | | | |
| 0,000 | KUDOWA-ZDRÓJ | o | | | | | | | | | | 13.23 | 11.37 | | | | | | | |
| 3,866 | Lewin Kłodzki ▲ | | | | | | | | | | | 13.30 | 11.42 | | | | | | | |
| 12,522 | Kulin Kłodzki ▲ | | | | | | | | | | | | 11.53 | | | | | | | |
| 17,830 | Duszniki-Zdrój | | | | | | | | | | | 13.42 | 12.00 | | | | | | | |
| 23,990 | Szczytna | | | | | | | | | | | 13.53 | 12.08 | | | | | | | |
| 29,693 | Polanica-Zdrój | p | | | | | | | | | | 14.09 | 12.15 | | | | | | | |
| 34,311 | Stary Wielisław ▲ | o | | | | | | | | | | | 14.15 | | | | | | | |
| 37,082 | Kłodzko Zagórze ▲ | | | | | | | | | | | | 14.20 | | | | | | | |
| 39,147 | Kłodzko Książek ▲ | | | | | | | | | | | | 14.23 | | | | | | | |
| 42,034 | Kłodzko Miasto | p | | | | | | | | | | | 14.26 | | | | | | | |
| 43,089 | Kłodzko Miasto | o | | 13.32 | 13.40 | 13.50 | | | | | | | 14.35 | 14.53 | 15.00 | 15.16 | 15.25 | | | |
| 45,017 | Kłodzko Główne | 245 p | | 13.34 | | 13.52 | | | | | | | 14.37 | 14.55 | 15.02 | 15.18 | 15.27 | | | |
| | Kłodzko Główne | 245 o | | | | | | | | | | | | 14.56 | | | | | | |
| | Wałbrzych Główny | 240, 245 p | | | | | | | | | | | | 16.08 | | | | | | |
| | Wałbrzych Miasto / Jelenia Góra* | 240 p | | | | | | | | | | | | | | | | | | |
| | | | 1 | 2 | 3 | 4 | 5 | 6 | 7 | 8 | 9 | 10 | 11 | 12 | 13 | 14 | 15 | 16 | 17 | 18 |

| | 1 | 2 | 3 | 4 | 5 | 6 | 7 | 8 | 9 | 10 | 11 | 12 | 13 | 14 | 15 | 16 | 17 | 18 |
|----------------------|-----------------------------|------------------------------------|-------|---|-----------------------------------|---|-----------------------------------|---|---|----|----|---|-----------------------------------|----|------------------------------------|------------------------------------|------------------------------------|----|
| Informacja o pociągu | | D90 | | IC 262 <i>I-65002/3</i> | D90 | | D9 KD-66688 KD-66689 | | | | | D9 6282 <i>KD-60670</i> | D9 KD-66690 KD-66691 | | D91 KD-69862 KD-69863 | D91 KD-69862 KD-69863 | D91 KD-69862 KD-69863 | |
| km | | KD-66108 E 2 ♣* 11 | | <i>1-2</i> Ⓜ ♣* K 1 | KD-66108 E 2 ♣* 2 | | E 2 ♣* 9 Ⓢ | | | | | E 2 ♣* 9 | E 2 ♣* 8 Ⓢ | | ♣* 2 9 | ♣* 2 8 | ♣* 2 6 7 | |
| 45,017 | Kłodzko Główne | 245 o | 13.34 | | 13.53 | | | | | | | 14.38 | | | 15.03 | 15.19 | 15.28 | |
| 48,098 | Ławica ▲ | | | | | | | | | | | 14.41 | | | | | | |
| 54,059 | Bardo Śląskie | | 13.43 | | 14.01 | | | | | | | 14.47 | | | 15.12 | 15.28 | 15.36 | |
| 55,963 | Bardo Przyłęk | | | | | | | | | | | 14.50 | | | | | | |
| 61,196 | Susza ▲ | | | | | | | | | | | 14.54 | | | | | | |
| 66,612 | Kamieniec Ząbkowicki | 235, 236 p | 13.51 | 13.59 | 14.10 | | | | | | | 14.58 | | | 15.21 | 15.37 | 15.45 | |
| | <i>Kamieniec Ząbkowicki</i> | 236 o | | < | | | | | | | | < | | | < | < | < | |
| | <i>Nysa</i> | 236 p | | < | | | | | | | | < | | | < | < | < | |
| | <i>Kędzierzyn-Koźle</i> | p | | < | | | | | | | | < | | | < | < | < | |
| | <i>Katowice</i> | p | | < | | | | | | | | < | | | < | < | < | |
| | <i>Kraków Główny</i> | p | | < | | | | | | | | < | | | < | < | < | |
| 66,612 | Kamieniec Ząbkowicki | 235 o | | 14.02 | 14.11 | | | | | | | 14.59 | | | 15.49 | 15.49 | 15.49 | |
| 71,689 | Starczów | | | | | | | | | | | 15.09 | | | < | < | < | |
| 80,933 | Ziębice | p | | | 14.20 | | | | | | | 15.15 | | | <i>cd. tab.</i> | <i>cd. tab.</i> | <i>cd. tab.</i> | |
| | | o | | | 14.21 | | | | | | | 15.16 | | | 235 | 235 | 235 | |
| 87,242 | Henryków | | | | | | | | | | | 15.20 | | | | | | |
| 94,668 | Biały Kościół | | | | | | | | | | | 14.38 | | | | | | |
| 101,511 | Strzelin | p | | 14.23 | 14.33 | | | | | | | 14.43 | | | | | | |
| | | o | | 14.24 | 14.35 | | | | | | | 14.44 | | | | | | |
| 106,500 | Warkocz | | | | | | | | | | | 14.48 | | | 15.30 | 15.41 | | |
| 112,376 | Boreczek | | | | | | | | | | | 14.48 | | | 15.34 | 15.45 | | |
| 117,673 | Węgry | | | | | | | | | | | 14.52 | | | 15.39 | 15.50 | | |
| 124,124 | Żórawina | | | | | | | | | | | 14.56 | | | 15.43 | 15.53 | | |
| 129,466 | Smardzów Wrocławski | | | | | | | | | | | 15.00 | | | 15.47 | 15.58 | | |
| 132,232 | Iwiny | | | | | | | | | | | 15.04 | | | 15.51 | 16.03 | | |
| 138,498 | WROCLAW GŁÓWNY | 240 p | | | 14.59 | | | | | | | 15.07 | | | 15.54 | 16.05 | | |
| | <i>Wrocław Główny</i> | 220, 260, 280 o | | 14.46 | | | | | | | | 15.13 | | | 16.00 | 16.12 | | |
| | <i>Rawicz</i> | 280 p | | 15.10 | | | | | | | | 15.15 | | | 16.17 | | | |
| | <i>Gdynia Główna</i> | p | | | | | | | | | | 16.08 | | | 17.19 | | | |
| | <i>Warszawa Wschodnia</i> | p | | 19.53 | | | | | | | | | | | | | | |

- 1** na odcinku Praha hl. n. - Międzylesie kursuje codziennie oprócz 16 - 20.III (do 15.IV i od 9.V na odcinku Międzylesie - Kamieniec Ząbkowicki kursuje 2 minuty później; poza tym w dniach 9 - 14, 21, 23.III - 2.IV Gdynia Główna przyj. 19.58, a w dniach 15 - 20.III godz. 20.02);
- 2** na odcinku Kłodzko Miasto - Kamieniec Ząbkowicki kursuje codziennie do 15.IV i od 9.V;
- 3** na odcinku Kudowa-Zdrój - Polanica-Zdrój kursuje codziennie do 15.III;
- 4** na odcinku Lichkov - Międzylesie kursuje codziennie oprócz 16 - 20.III;
- 5** kursuje 16 - 20.III (ZKA na odcinku Ústí nad Orlicí - Międzylesie);
- 6** w dniach 14, 15.III na odcinku Jawor - Legnica ZKA;
- 7** kursuje codziennie do 15.IV i od 9.V;
- 8** kursuje w Ⓢ w okresie 16.IV - 8.V;
- 9** kursuje w Ⓢ w okresie 18.IV - 3.V;
- 10** kursuje codziennie od 16.III;
- 11** kursuje 16.IV - 8.V;
- 12** kursuje 16 - 20.III;

LICHKOV (CZ) - MIĘDZYLESIE

230

STRONIE ŚLĄSKIE

- KŁODZKO - KAMIENIEC ZĄBKOWICKI - WROCŁAW

KUDOWA-ZDRÓJ

| Praha hl. n. Lichkov | | o | | p | | o | | p | | o | | p | | o | | p | | o | | p | |
|-------------------------|----------------------------------|-------------------------------|--|--------------------------------------|----------------------------------|---|-----------------------------------|-----------------|-----------------------------------|----------------------|-----------------------|----------------------|----------------------------------|------------------------------------|----|-----------------------|----|-----------------------|-------|-------|-------|
| | | D9 | D9 | IC | TLK | | D96 | D92 | D96 | D93 | D9 | D9 | IC | IC | | D90 | | D90 | | | |
| Informacja o pociągu | | 6284 KD-60676 E 2 16 | 6284 KD-60676 KD-60672 E 2 6 | I-66150 I-63106 1-2 R 1-2 R | I-63107 I-63106 1-2 R K | | KD-60444 KD-60445 E 2 14 | KD-66358 E 2 | KD-60444 KD-60445 E 2 18 | R-64642 E 2 11 | KD-66110 E 2 15 | KD-66110 E 2 9 | I-65000 I-65000 1-2 R 7 | I-65000 I-65000 1-2 R K 5 | | KD-66112 E 2 11 | | KD-66112 E 2 10 | | | |
| km | | 15.06 | 15.30 | | | | | | | | | | 16.55 | 17.02 | | | | | | | |
| 0 | LICHKOV (CZ) | 15.06 | 15.30 | | | | | | | | | | 16.55 | 17.02 | | | | | | | |
| 2,434 | Granica Państwa | 15.24 | 15.38 | | | | | | | | | | 17.09 | 17.11 | | | | | | | |
| 8,548 | MIĘDZYLESIE | | 15.38 | | | | | | | | | | | 17.17 | | | | | | | |
| 13,793 | Roztoki Bystrzyckie ▲ | | 15.42 | | | | | | | | 16.40 | 16.55 | | | | | | | | | |
| 16,742 | Domaszków | | 15.45 | | | | | | | | | | | | | | | | | | |
| 20,155 | Długopole-Zdrój | | 15.48 | | | | | | | | | | | | | | | | | | |
| 25,710 | Bystrzyca Kłodzka Przedmieście | | 15.53 | | | | | | | | | | | | | | | | | | |
| 27,173 | Bystrzyca Kłodzka | | 15.55 | | | | | | | | 16.53 | 17.14 | | 17.30 | | | | | | | |
| 33,738 | Gorzanów | | 16.00 | | | | | | | | | | | | | | | | | | |
| 38,136 | Krosnowice Kłodzkie | | 16.03 | | | | | | | | | | | | | | | | | | |
| 43,089 | Kłodzko Miasto | | 16.07 | | | | | | | | 17.04 | 17.25 | | 17.41 | | | | | | | |
| 0 | STRONIE ŚLĄSKIE | | | | | | | 16.12 | | | | | | | | | | | | | |
| 3,277 | Łądek Stójków | | | | | | | 16.19 | | | | | | | | | | | | | |
| 5,599 | Łądek-Zdrój | | | | | | | 16.24 | | | | | | | | | | | | | |
| 8,974 | Radochów | | | | | | | 16.30 | | | | | | | | | | | | | |
| 12,102 | Trzebieszowice | | | | | | | 16.34 | | | | | | | | | | | | | |
| 17,551 | Odrzychowice Kłodzkie | | | | | | | 16.41 | | | | | | | | | | | | | |
| 20,814 | Żelazno | | | | | | | 16.44 | | | | | | | | | | | | | |
| 24,092 | Krosnowice Kłodzkie | | | | | | | 16.49 | | | | | | | | | | | | | |
| 29,045 | Kłodzko Miasto | | | | | | | 17.03 | | | | | | | | | | | | | |
| 0,000 | KUDOWA-ZDRÓJ | | | 14.53 | | | | 15.52 | | 16.05 | | | | | | | | | | 16.51 | 17.09 |
| 3,866 | Lewin Kłodzki ▲ | | | | | | | 15.59 | | 16.10 | | | | | | | | | | | |
| 12,522 | Kulin Kłodzki ▲ | | | | | | | | | 16.21 | | | | | | | | | | | |
| 17,830 | Duszniki-Zdrój | | | 15.13 | | | | 16.11 | | 16.34 | | | | | | | | | | 17.09 | 17.27 |
| 23,990 | Szczytna | | | 15.25 | | | | 16.22 | | 16.42 | | | | | | | | | | 17.20 | 17.38 |
| 29,693 | Polanica-Zdrój | | | 15.36 | | | | 16.38 | | 16.49 | | | | | | | | | | 17.36 | 17.54 |
| 34,311 | Stary Wielisław ▲ | | | 15.49 | | | | 16.44 | | 16.50 | | | | | | | | | | 17.42 | 18.00 |
| 37,082 | Kłodzko Zagórze ▲ | | | | | | | 16.49 | | 16.55 | | | | | | | | | | | |
| 39,147 | Kłodzko Książek ▲ | | | | | | | 16.52 | | 16.57 | | | | | | | | | | | |
| 42,034 | Kłodzko Miasto | | | | | | | 16.55 | | 17.00 | | | | | | | | | | | |
| 43,089 | Kłodzko Miasto | | 16.08 | 16.20 | 16.29 | | | 16.58 | | 17.03 | | | | | | | | | | 17.54 | 18.11 |
| 45,017 | Kłodzko Główne | 245 p | 16.10 | 16.22 | 16.32 | | | 17.02 | | 17.07 | 17.13 | 17.13 | 17.26 | 17.42 | | | | | 17.55 | 18.12 | |
| | Kłodzko Główne | 245 o | | | | | | 17.08 | | 17.08 | | | | | | | | | | 17.57 | 18.15 |
| | Wałbrzych Główny | 240, 245 p | | | | | | 18.22 | | 18.22 | | | | | | | | | | | |
| | Wałbrzych Miasto / Jelenia Góra* | 240 p | | | | | | | | | | | | | | | | | | | |
| | | | 1 | 2 | 3 | 4 | 5 | 6 | 7 | 8 | 9 | 10 | 11 | 12 | 13 | 14 | 15 | 16 | 17 | 18 | |

| | 1 | 2 | 3 | 4 | 5 | 6 | 7 | 8 | 9 | 10 | 11 | 12 | 13 | 14 | 15 | 16 | 17 | 18 |
|----------------------|-----------------------------|--|---|---|--|-------------------------------------|-------------------------------------|-------|---------------------------------------|---------------------------------------|--------------------------------------|----|---|----|--|----|--|----|
| Informacja o pociągu | | D9 6284 <i>KD-60676/7</i> <i>KD-60672</i> E 2 * ♣ 8 | IC I-66150 1-2 8 ♣* © | TLK I-63106 1-2 8 ♣* K 12 | IC I-66150 I-6150 1-2 8 ♣* © 1 | D9 KD-66692 E 2 ♣ 4 | D9 KD-66692 E 2 ♣ 3 | | D93 R-64642 ♣ 2 ♣* 11 | D9 KD-66110 E 2 ♣* 15 | D9 KD-66110 E 2 ♣* 9 | | IC 260 <i>I-65000/1</i> 1-2 8 ♣* K 2 | | D90 KD-66112 ♣ 2 ♣* 11 | | D90 KD-66112 ♣ 2 ♣* 10 | |
| km | | | | | | | | | | | | | | | | | | |
| 45,017 | Kłodzko Główne | 245 o | 16.11 | 16.23 | 16.33 | | | | 17.16 | 17.15 | 17.28 | | | | 17.58 | | 18.16 | |
| 48,098 | Ławica ▲ | | 16.15 | | | | | | | | | | | | | | | |
| 54,059 | Bardo Śląskie | | 16.21 | | | | | | 17.25 | 17.24 | 17.37 | | | | 18.06 | | 18.24 | |
| 55,963 | Bardo Przyłęk | | 16.23 | | | | | | | | | | | | | | | |
| 61,196 | Susza ▲ | | | | | | | | | | | | | | | | | |
| 66,612 | Kamieniec Żąbkowicki | 235, 236 p | 16.30 | 16.41 | 16.49 | | | | 17.35 | 17.32 | 17.44 | | 18.01 | | 18.14 | | 18.32 | |
| | <i>Kamieniec Żąbkowicki</i> | 236 o | < | | 16.50 | | | | 17.40 | < | < | | < | | < | | < | |
| | <i>Nysa</i> | 236 p | < | | 17.34 | | | | 18.29 | < | < | | < | | < | | < | |
| | <i>Kędzierzyn-Koźle</i> | p | < | | 18.59 | | | | 20.14 | < | < | | < | | < | | < | |
| | <i>Katowice</i> | p | < | | 19.52 | | | | | < | < | | < | | < | | < | |
| | <i>Kraków Główny</i> | p | < | | 21.26 | | | | | < | < | | < | | < | | < | |
| 66,612 | Kamieniec Żąbkowicki | 235 o | 16.31 | | | 16.55 | | | | 17.34 | 17.45 | | 18.02 | | 18.14 | | 18.33 | |
| 71,689 | Starczów | | 16.35 | | | | | | | | | | | | | | | |
| 80,933 | Ziębice | p | 16.41 | | | 17.08 | | | | 17.43 | 18.02 | | | | 18.24 | | 18.42 | |
| | | o | 16.42 | | | 17.09 | | 17.35 | | 17.50 | 18.02 | | | | 18.25 | | 18.43 | |
| 87,242 | Henryków | | 16.47 | | | | | 17.47 | | | | | | | | | | |
| 94,668 | Biały Kościół | | 16.52 | | | | | 17.52 | | | | | | | | | | |
| 101,511 | Strzelin | p | 16.57 | | | 17.33 | | 17.57 | | 18.02 | 18.14 | | 18.23 | | 18.39 | | 18.55 | |
| | | o | 17.02 | | | 17.34 | 17.45 | 17.58 | | 18.03 | 18.15 | | 18.24 | | 18.40 | | 18.55 | |
| 106,500 | Warkocz | | 17.06 | | | | 17.50 | 18.02 | | | | | | | | | | |
| 112,376 | Boreczek | | 17.10 | | | | 17.54 | 18.06 | | | | | | | | | | |
| 117,673 | Węgry | | 17.15 | | | | 17.58 | 18.10 | | | | | | | | | | |
| 124,124 | Żórawina | | 17.19 | | | | 18.03 | 18.15 | | | | | | | | | | |
| 129,466 | Smardzów Wrocławski | | 17.24 | | | | 18.08 | 18.19 | | | | | | | | | | |
| 132,232 | Iwiny | | 17.27 | | | | 18.10 | 18.22 | | | | | | | | | | |
| 138,498 | WROCLAW GŁÓWNY | 240 p | 17.34 | | | 18.03 | 18.18 | 18.28 | | 18.26 | 18.38 | | 18.46 | | 19.04 | | 19.17 | |
| | <i>Wrocław Główny</i> | 220, 260, 280 o | 17.40 | | | 18.45 | 18.33 | 18.33 | | | | | 19.10 | | | | | |
| | <i>Rawicz / Głogów*</i> | 280 p | 18.32 | | | < | 19.31 | 19.31 | | | | | < | | | | | |
| | <i>Gdynia Główna</i> | p | < | | | < | | | | | | | 23.53 | | | | | |
| | <i>Warszawa Wschodnia</i> | p | < | | | 22.47 | | | | | | | | | | | | |

- 1** w okresie 18.IV - 3.V Ziębice odj. 17.15; poza tym do 29.III Warszawa Wschodnia przyj. 23.20;
2 w dniach 9 - 14, 21.III Gdynia Główna przyj. 23.57, a w dniach 15/16 - 20/21.III godz. 0.02;
3 do Wrocławia Głównego kursuje codziennie do 15.IV i od 9.V, a do Rawicza w © do 15.IV i od 11.V;
4 do Wrocławia Głównego kursuje 16.IV - 8.V, a do Rawicza w © w okresie 16.IV - 8.V;
5 na odcinku Praha hl. n. - Międzyzlesie kursuje codziennie oprócz 16 - 20.III;
6 na odcinku Lichkov - Międzyzlesie kursuje codziennie oprócz 16 - 20.III;
7 kursuje 16 - 20.III (ZKA na odcinku Ústí nad Orlicí - Międzyzlesie);
8 do Wrocławia Głównego kursuje codziennie, a do Rawicza w ©;
9 kursuje codziennie do 15.IV i od 9.V;
10 kursuje w © w okresie 18.IV - 3.V;
11 kursuje w © do 12.IV i od 9.V;
12 do 28.IV Katowice przyj. 19.59;
13 kursuje codziennie do 15.III;
14 kursuje codziennie od 16.III;

- 15** kursuje 16.IV - 8.V;
16 kursuje 16 - 20.III;

LICHKOV (CZ) - MIĘDZYLESIE

230

STRONIE ŚLĄSKIE

- KŁODZKO - KAMIENIEC ZĄBKOWICKI - WROCŁAW

KUDOWA-ZDRÓJ

| Praha hl. n. Lichkov | | o | | | | | | | | | | | | | | | | 18.49 20.59 | | |
|-------------------------|----------------------------------|------------|-------------------------------------|----------------------------------|-------------------------------------|-------------------------------------|--------------|--------------|----------------------|------------------------|-------|----------------------------------|----|--------------|--------------|----------------------|------------------------|----------------------------------|----|----|
| Informacja o pociągu | | | D9 | D96 | D9 | D9 | D92 | D90 | D90 | D9 | | D96 | | D92 | D96 | D96 | D9 | IC 460 I-65070 1-2 K | | |
| km | | | 6286 KD-66004 E 2 2 ♣♣* | KD-60446 KD-60447 2 ♣♣* | 6286 KD-66004 E 2 2 ♣♣* | 6286 KD-66004 E 2 2 ♣♣* | KD-66360 | KD-69868 | KD-69868 2 ♣♣* | KD-60688 E 2 ♣♣* | | KD-60448 KD-60449 2 ♣♣* | | KD-66362 | KD-60450 | KD-60450 2 ♣♣* | KD-66114 E 2 ♣♣* | | | |
| 0 | LICHKOV (CZ) | o | 17.39 | | | 18.06 | | | | | | | | | | | | 21.02 | | |
| 2,434 | Granica Państwa | ▼ | | | | | | | | | | | | | | | | | | |
| 8,548 | MIĘDZYLESIE | p | 17.46 | | | 18.13 | | | | | | | | | | | | 21.11 | | |
| 13,793 | Roztoki Bystrzyckie ▲ | o | 17.47 | | | 18.14 | | | | 18.55 | | | | | | | 21.00 | 21.17 | | |
| 16,742 | Domaszków | ↓ | | | | | | | | 19.00 | | | | | | | 21.05 | | | |
| 20,155 | Długopole-Zdrój | ↓ | | | | | | | | 19.03 | | | | | | | 21.07 | | | |
| 25,710 | Bystrzyca Kłodzka Przedmieście | ↓ | | | | | | | | 19.06 | | | | | | | 21.11 | | | |
| 27,173 | Bystrzyca Kłodzka | ↓ | 18.01 | | | 18.36 | | | | 19.11 | | | | | | | 21.16 | | | |
| 33,738 | Gorzanów | ↓ | | | | | | | | 19.13 | | | | | | | 21.18 | 21.30 | | |
| 38,136 | Krosnowice Kłodzkie | ↓ | | | | | | | | 19.18 | | | | | | | 21.23 | | | |
| 43,089 | Kłodzko Miasto | p | 18.18 | | | 18.46 | | | | 19.22 | | | | | | | 21.26 | 21.41 | | |
| 0 | STRONIE ŚLĄSKIE | o | | | | | 18.26 | | | | | | | 20.31 | | | | | | |
| 3,277 | Łądek Stójków | ↓ | | | | | 18.33 | | | | | | | 20.38 | | | | | | |
| 5,599 | Łądek-Zdrój | ↓ | | | | | 18.38 | | | | | | | 20.43 | | | | | | |
| 8,974 | Radochów | ↓ | | | | | 18.44 | | | | | | | 20.49 | | | | | | |
| 12,102 | Trzebieszowice | ↓ | | | | | 18.48 | | | | | | | 20.53 | | | | | | |
| 17,551 | Odrzychowice Kłodzkie | ↓ | | | | | 18.55 | | | | | | | 21.00 | | | | | | |
| 20,814 | Żelazno | ↓ | | | | | 18.58 | | | | | | | 21.03 | | | | | | |
| 24,092 | Krosnowice Kłodzkie | ↓ | | | | | 19.03 | | | | | | | 21.08 | | | | | | |
| 29,045 | Kłodzko Miasto | p | | | | | 19.17 | | | | | | | 21.22 | | | | | | |
| 0,000 | KUDOWA-ZDRÓJ | o | | | | | | 18.14 | 18.26 | | | | | | 20.22 | 20.33 | | | | |
| 3,866 | Lewin Kłodzki ▲ | ↓ | | | | | | 18.21 | 18.31 | | | | | | 20.29 | 20.38 | | | | |
| 12,522 | Kulin Kłodzki ▲ | ↓ | | | | | | | 18.43 | | | | | | | 20.49 | | | | |
| 17,830 | Duszniki-Zdrój | ↓ | | | | | | 18.33 | 18.49 | | | | | | 20.41 | 20.55 | | | | |
| 23,990 | Szczytna | ↓ | | | | | | 18.44 | 18.58 | | | | | | 20.52 | 21.04 | | | | |
| 29,693 | Polanica-Zdrój | p | | | | | | 19.00 | 19.05 | | | | | | 21.08 | 21.11 | | | | |
| 34,311 | Stary Wielisław ▲ | o | | | | | | | 19.06 | | | | | | | 21.12 | | | | |
| 37,082 | Kłodzko Zagórze ▲ | ↓ | | | | | | | 19.11 | | | | | | | 21.17 | | | | |
| 39,147 | Kłodzko Książek ▲ | ↓ | | | | | | | 19.14 | | | | | | | 21.20 | | | | |
| 42,034 | Kłodzko Miasto | p | | | | | | | 19.17 | | | | | | | 21.23 | | | | |
| 43,089 | Kłodzko Miasto | o | | | | | | | 19.21 | | | | | | | 21.26 | | | | |
| 45,017 | Kłodzko Główne | 245 p | | | | | | | | 19.22 | 19.29 | 20.11 | | | | 21.27 | 21.32 | 21.42 | | |
| | Kłodzko Główne | 245 o | | | | | | | | 19.24 | 19.31 | 20.13 | | | | 21.29 | 21.34 | | | |
| | Wałbrzych Główny | 240, 245 p | | | | | | | | | | 20.14 | | | | | | | | |
| | Wałbrzych Miasto / Jelenia Góra* | 240 p | | | | | | | | | | 21.20 | | | | | | | | |
| | | | 14 | 1 | 2 | 3 | 4 | 5 | 6 | 7 | 8 | 9 | 10 | 11 | 12 | 13 | 15 | 16 | 17 | 18 |

| | | 1 | 2 | 3 | 4 | 5 | 6 | 7 | 8 | 9 | 10 | 11 | 12 | 13 | 14 | 15 | 16 | 17 | 18 | |
|----------------------|--|---|---|---|---|---|---|---|-----------------|--|---------------------------------------|----|-------|---------------------------------------|----|----|-------|---------------------------------------|---|--|
| Informacja o pociągu | | | | | D9 6286 <i>KD-66004</i> E 2 ♣ ♣ * 4 | D9 6286 <i>KD-66004</i> E 2 ♣ ♣ * 6 | | | | D90 KD-69868 KD-69869 ♣ 2 ♣ ♣ * 2 | D9 KD-60688 E 2 ♣ ♣ * | | | D9 KD-66694 E 2 ♣ ♣ * | | | | D9 KD-66114 E 2 ♣ ♣ * | IC 460 <i>I-65070/1</i> 1-2 ♣ * ♣ ♣ * K 3 | |
| km | | | | | | | | | | | | | | | | | | | | |
| 45,017 | Kłodzko Główne 245 o | | | | 18.40 | 18.50 | | | 19.24 | 19.32 | | | | | | | 21.34 | | | |
| 48,098 | Ławica ▲ | | | | | | | | | 19.36 | | | | | | | | | | |
| 54,059 | Bardo Śląskie | | | | 18.49 | 18.59 | | | 19.33 | 19.42 | | | | | | | 21.43 | | | |
| 55,963 | Bardo Przyłęk | | | | | | | | | 19.45 | | | | | | | | | | |
| 61,196 | Susza ▲ | | | | | | | | | | | | | | | | | | | |
| 66,612 | Kamieniec Żąbkowicki 235, 236 p | | | | 18.57 | 19.07 | | | 19.42 | 19.52 | | | | | | | 21.50 | 22.01 | | |
| | <i>Kamieniec Żąbkowicki</i> 236 o | | | | < | < | | | < | < | | | | | | | < | < | | |
| | <i>Nysa</i> 236 p | | | | < | < | | | < | < | | | | | | | < | < | | |
| | <i>Kędzierzyn-Koźle</i> p | | | | < | < | | | < | < | | | | | | | < | < | | |
| | <i>Katowice</i> p | | | | < | < | | | < | < | | | | | | | < | < | | |
| | <i>Kraków Główny</i> p | | | | < | < | | | < | < | | | | | | | < | < | | |
| 66,612 | Kamieniec Żąbkowicki 235 o | | | | 18.58 | 19.08 | | | 19.58 | 19.53 | | | | | | | 21.51 | 22.02 | | |
| 71,689 | Starczów | | | | | | | | < | 19.57 | | | | | | | | | | |
| 80,933 | Ziębice p | | | | 19.07 | 19.17 | | | <i>cd. tab.</i> | 20.03 | | | | | | | 22.01 | | | |
| | o | | | | 19.08 | 19.18 | | | 235 | 20.04 | | | 20.58 | | | | 22.02 | | | |
| 87,242 | Henryków | | | | | | | | do | 20.09 | | | 21.03 | | | | | | | |
| 94,668 | Biały Kościół | | | | | | | | <i>Legnicy</i> | 20.14 | | | 21.09 | | | | | | | |
| 101,511 | Strzelin p | | | | 19.20 | 19.36 | | | | 20.18 | | | 21.13 | | | | 22.14 | 22.23 | | |
| | o | | | | 19.21 | 19.38 | | | | 20.19 | | | 21.14 | | | | 22.15 | 22.24 | | |
| 106,500 | Warkocz | | | | | | | | | 20.23 | | | 21.18 | | | | | | | |
| 112,376 | Boreczek | | | | | | | | | 20.27 | | | 21.23 | | | | | | | |
| 117,673 | Węgry | | | | | | | | | 20.31 | | | 21.27 | | | | | | | |
| 124,124 | Żórawina | | | | | | | | | 20.36 | | | 21.31 | | | | | | | |
| 129,466 | Smardzów Wrocławski | | | | | | | | | 20.40 | | | 21.35 | | | | | | | |
| 132,232 | Iwiny | | | | | | | | | 20.43 | | | 21.38 | | | | | | | |
| 138,498 | WROCLAW GŁÓWNY 240 p | | | | 19.43 | 20.01 | | | | 20.49 | | | 21.44 | | | | 22.37 | 22.46 | | |
| | <i>Wrocław Główny</i> 220, 260, 280 o | | | | | | | | | | | | | | | | | 23.30 | | |
| | <i>Rawicz</i> 280 p | | | | | | | | | | | | | | | | | 0.05 | | |
| | <i>Gdynia Główna</i> p | | | | | | | | | | | | | | | | | 6.01 | | |
| | <i>Warszawa Wschodnia</i> p | | | | | | | | | | | | | | | | | | | |

- 1** na odcinku Kudowa-Zdrój - Polanica-Zdrój kursuje codziennie do 15.III;
- 2** w dniach 14, 15.III na odcinku Jawor - Legnica ZKA;
- 3** w dniu 28/29.III Gdynia Główna przyj. 6.58;
- 4** kursuje codziennie do 15.IV i od 9.V;
- 5** kursuje codziennie od 16.III;
- 6** kursuje 16.IV - 8.V;

| Informacja o pociągu | | D91 | D40 | | D91 | D91 | D91 | D91 | D40 | D40 | D64 | D91 | D91 | D91 | | | TLK | D91 | D91 |
|----------------------|---|-----------------------------|-----------------|-------|---------------------------|---------------------------|---------------------------|---------------------------|---------------------------|---------------------------|---------------------------|---------------------------|---------------------------|----------------------|--|--|-----------------------|-----------------------------|---------------------------|
| km | | KD-60238 2 ♣♣* Ⓛ 2 | KD-69890 ♣♣* | | KD-69802 2 ♣♣* Ⓛ | KD-60240 2 ♣♣* Ⓢ | KD-69800 2 ♣♣* Ⓢ | KD-69806 2 ♣♣* Ⓢ | KD-69804 2 ♣♣* Ⓢ | KD-69892 2 ♣♣* Ⓢ | KD-66900 2 ♣♣* Ⓢ | KD-69808 2 ♣♣* Ⓢ | KD-69808 2 ♣♣* Ⓢ | KD-60246 2 ♣♣* | | | I-63102 1-2 K 5 | KD-69810 / 2 ♣♣* Ⓢ | KD-69810 2 ♣♣* Ⓢ |
| 0 | LEGNICA | 260, 270 | o | | | | 4.22 | 4.33 | | | 4.44 | 4.42 | 5.01 | | | | | 6.07 | 6.26 |
| 3,411 | Legnica Piekary | | | | | | 4.26 | 4.37 | | | 4.48 | 4.48 | 5.06 | | | | | 6.13 | 6.30 |
| 7,501 | Legnica Strefa | | | | | | | | | | 4.53 | 4.58 | 5.10 | | | | | 6.23 | 6.34 |
| 12,174 | Przybyłowice | | | | | | | | | | 4.57 | 5.07 | 5.15 | | | | | 6.32 | 6.39 |
| 17,865 | Stary Jawor | | | | | | | | | | 5.04 | 5.15 | 5.22 | | | | | 6.40 | 6.45 |
| 21,572 | Jawor | | p | | | | 4.41 | 4.54 | | | 5.08 | 5.27 | 5.27 | | | | | 6.52 | 6.50 |
| 30,281 | Rogoźnica | | o | | | | 4.42 | | | | 5.09 | | 5.34 | | | | | 6.58 | 6.56 |
| 32,075 | Goczałków | | | | | | | | | | 5.16 | | 5.41 | | | | | 7.04 | 7.02 |
| 36,678 | Strzegom | | p | | | | 4.53 | | | | 5.18 | | 5.44 | | | | | 7.06 | 7.05 |
| 41,840 | Stanowice | | o | | | | 4.53 | | | | 5.22 | | 5.48 | | | | | 7.10 | 7.09 |
| 47,140 | Jaworzyna Śląska | 240 | p | | | | 4.53 | | | | 5.23 | | 5.48 | | | | | | 7.10 |
| | <i>Wrocław Główny / Jelenia Góra*</i> | 223, 240 | o | | | | 5.02 | | | | 5.27 | | 5.53 | | | | | | 7.14 |
| | <i>Jaworzyna Śląska</i> | 240 | p | | | | | | | | 5.33 | | 5.59 | | | | | | 7.21 |
| 47,140 | Jaworzyna Śląska | 240 | o | 3.52 | | | 3.31 | | | | 4.55 | | 4.55 | | | | | 5.58* | 6.10 |
| 51,805 | Bolesławice Świdnickie ▲ | | | 3.57 | | | 4.05 | | | | 5.37 | | 5.37 | | | | | 7.17 | 6.55 |
| 54,996 | Świdnica Zawiszów | | | 4.02 | | | 4.57 | | | | 5.18 | | 6.01 | | | | | 7.18 | 7.33 |
| 57,109 | Świdnica Miasto | 223 | p | 4.05 | | | 5.02 | | | | 5.23 | | 6.06 | | | | | | 7.38 |
| | <i>Świdnica Miasto</i> | 223 | o | 4.06 | | | 5.07 | | | | 5.28 | | 6.11 | | | | | | 7.42 |
| | <i>Głuszycza / Wrocław Główny*</i> | 245 | p | 5.20* | | | 5.11 | | | | 5.32 | | 6.15 | | | | | 7.30 | 7.46 |
| 57,109 | Świdnica Miasto | 223 | o | | | | 5.12 | | | | 5.55 | | 6.16 | | | | | | 7.31 |
| 63,953 | Krzyżowa ▲ | | | | | | 6.21* | | | | 6.31 | | 7.25* | | | | | | 7.47 |
| 68,353 | Mościsko Dzierżoniowskie | | | | | | | | | | 5.36 | | | | | | | | 7.47 |
| 75,090 | Dzierżoniów Śląski | | p | | | | | | | | 5.44 | | | | | | | | 7.55 |
| 75,090 | Dzierżoniów Śląski | | o | | | | | | | | 5.55 | | | | | | | | 8.00 |
| 79,848 | Bielawa Centralna | | | | | | | | | | 6.05 | | 6.05 | | | | | | 8.08 |
| 81,138 | BIELAWA ZACHODNIA | | p | | | | | | | | 6.11 | | 6.11 | | | | | | |
| 75,090 | Dzierżoniów Śląski | | o | | | | | | | | 6.14 | | 6.14 | | | | | | |
| 86,914 | Piława Górna | | | | | | 5.40 | | | | | | | | | | | | 7.52 |
| 96,825 | Ząbkowice Śląskie | | | | | | 5.52 | | | | | | | | | | | | 8.21 |
| 106,685 | KAMIENIEC ZĄBKOWICKI | 230, 236 | p | | | | 6.06 | | | | | | | | | | | | 8.18 |
| | <i>Kamieniec Ząbkowicki</i> | 230 | o | | | | 6.19 | | | | | | | | | | | | 8.34 |
| | <i>Kłodzko Główne / Katowice*</i> | 230 | p | | | | 6.24 | | | | | | | | | | | | 8.31 |
| | <i>Kłodzko Miasto / Kraków Płaszów*</i> | 230 | p | | | | 6.43 | | | | | | | | | | | | 8.47 |
| | | | | | | | 6.46 | | | | | | | | | | | | 8.52 |
| | | | | | | | | | | | | | | | | | | | 9.10 |
| | | | | | | | | | | | | | | | | | | | 9.14 |

- 1 na odcinku Legnica - Strzegom kursuje codziennie oprócz 14, 15.III;
 2 na odcinku Wrocław Zakrzów - Trzebnica ZKA;
 3 kursuje w ① oraz 7.IV, 5.VI oprócz 6.IV;
 4 kursuje codziennie oprócz 14, 15.III;
 5 do 28.IV Katowice przyj. 11.52;
 6 kursuje 14, 15.III;

235

LEGNICA - JAWORZYNA ŚLĄSKA - DZIERŻONIÓW ŚLĄSKI -

BIELAWA ZACHODNIA
KAMIENIEC ZĄBKOWICKI

| | | D64 | D64 | D64 | | D40 | D91 | D91 | | | D91 | D64 | | D4 | | D91 | D91 | D91 | D40 |
|----------------------|--|---------------|--------------------|--------------------|------|--------------------------------|-------------------------|--------------------|--|--|--------------------|--------------------|-------|--------------------|--|---------------|--------------------|--------------------|--------------------|
| Informacja o pociągu | | KD-66902 6 | KD-66902 2 6 | KD-66904 2 6 | | KD-66251 KD-66250 2 6 | KD-69812 / 2 6 | KD-69813 2 1 | | | KD-69814 2 6 | KD-69104 2 6 | | KD-69910 2 4 | | KD-69816 6 | KD-69817 2 2 | KD-69817 2 5 | KD-69894 2 6 |
| km | | | | | | | | | | | | | | | | | | | |
| 0 | LEGNICA | 260, 270 o | 6.52 | 7.19 | | | 7.31 | 8.01 | | | 8.54 | | | | | 10.39 | 11.04 | | |
| 3,411 | Legnica Piekary | | 6.58 | 7.23 | | | 7.37 | 8.05 | | | 8.58 | | | | | 10.45 | 11.08 | | |
| 7,501 | Legnica Strefa | | < | | | | < | | | | 9.02 | | | | | 10.55 | 11.12 | | |
| 12,174 | Przybyłowice | | < | | | | < | | | | 9.06 | | | | | 11.04 | 11.17 | | |
| 17,865 | Stary Jawor | | < | | | | < | | | | 9.12 | | | | | 11.12 | 11.23 | | |
| 21,572 | Jawor | p | 7.35 | 7.39 | | | 8.04 | 8.20 | | | 9.17 | | | | | 11.24 | 11.28 | | |
| | | o | | 7.40 | | | 8.05 | 8.25 | | | 9.18 | | | | | | 11.29 | | |
| 30,281 | Rogoźnica | p | | | | WIELKA SOWA | 8.30 | | | | 9.23 | | | | | | 11.35 | | |
| 32,075 | Goczałków | o | | | | | | | | | 9.24 | | | | | | 11.35 | | |
| 36,678 | Strzegom | p | | 7.50 | | | | | | | 9.26 | | | | | | 11.38 | | |
| 41,840 | Stanowice | o | | 7.50 | | | 8.35 | 8.35 | | | 9.30 | | | | | | 11.42 | | |
| 47,140 | Jaworzyna Śląska | 240 p | | 7.58 | | | | 8.35 | | | 9.30 | | | | | | 11.43 | | |
| | <i>Wrocław Główny / Jelenia Góra*</i> | 223, 240 o | | 6.56 | 6.46 | 7.40 | | | | | 8.13 | 9.16 | 9.45 | | | | 11.07 | | |
| | <i>Jaworzyna Śląska</i> | 240 p | | 7.42 | 7.32 | 8.17 | | | | | 8.56 | 9.51 | | | | | 11.48 | | |
| 47,140 | Jaworzyna Śląska | 240 o | | 7.59 | 7.59 | 8.25 | | 8.44 | | | 9.41 | 9.57 | | | | | 11.56 | 12.03 | |
| 51,805 | Bolesławice Świdnickie ▲ | | | | | | | | | | 9.46 | | | | | | 12.01 | 12.08 | |
| 54,996 | Świdnica Zawiszów | | | 8.08 | 8.08 | 8.34 | | | | | 9.50 | 10.06 | | | | | 12.05 | 12.12 | |
| 57,109 | Świdnica Miasto | 223 p | | 8.12 | 8.12 | 8.38 | | 8.56 | | | 9.54 | 10.10 | 10.54 | | | | 12.09 | 12.16 | |
| | <i>Świdnica Miasto</i> | 223 o | | 8.12 | 8.12 | | | | | | | 10.11 | | | | | | | |
| | <i>Gluszyca / Wrocław Główny*</i> | 245 p | | | | | | | | | | 10.47 | | | | | | | |
| 57,109 | Świdnica Miasto | 223 o | | | | 8.45 | | 8.56 | | | 9.59 | | 11.02 | | | | 12.10 | 12.17 | |
| 63,953 | Krzyżowa ▲ | | | | | | | | | | 10.07 | | 11.10 | | | | 12.18 | 12.25 | |
| 68,353 | Mościsko Dzierżoniowskie | | | | | | | | | | 10.19 | | 11.16 | | | | 12.23 | 12.30 | |
| 75,090 | Dzierżoniów Śląski | p | | | | 9.05 | | 9.16 | | | 10.27 | | 11.24 | | | | 12.31 | 12.38 | |
| | 75,090 Dzierżoniów Śląski | o | | | | 9.06 | | | | | | | 11.25 | | | | | | 12.44 |
| | 79,848 Bielawa Centralna | p | | | | 9.12 | | | | | | | 11.31 | | | | | | 12.50 |
| | 81,138 BIELAWA ZACHODNIA | p | | | | 9.15 | | | | | | | 11.34 | | | | | | 12.53 |
| 75,090 | Dzierżoniów Śląski | o | | | | | | 9.17 | | | 10.28 | | | | | | 12.32 | 12.39 | |
| 86,914 | Piława Górna | | | | | | | 9.27 | | | 10.39 | | | | | | 12.43 | 12.50 | |
| 96,825 | Ząbkowice Śląskie | p | | | | | | 9.46 | | | 10.52 | | | | | | 12.56 | 13.03 | |
| 106,685 | KAMENIEC ZĄBKOWICKI | 230, 236 p | | | | | | 9.59 | | | 11.06 | | | | | | 13.09 | 13.16 | |
| | <i>Kamieniec Ząbkowicki</i> | 230 o | | | | | | 10.07 | | | 11.18 | | | | | | 13.13 | 13.27 | |
| | <i>Kłodzko Główne / Katowice*</i> | 230 p | | | | | | 10.25 | | | 11.37 | | | | | | 13.31 | 13.44 | |
| | <i>Kłodzko Miasto / Kraków Główny*</i> | 230 p | | | | | | 10.29 | | | 11.40 | | | | | | 13.35 | 13.48 | |

1 **SKALNIAK**, do Kudowy-Zdroju, z Legnicy kursuje w © oprócz 14, 15.III, a od Strzegomia w © (od 21.III na odcinku Polanica-Zdrój - Kudowa-Zdrój ZKA; poza tym w okresie 18.IV - 3.V Kamieniec Ząbkowicki odj. 10.25, Kłodzko Główne przyj. 10.43, Kłodzko Miasto 10.47);

2 na odcinku Legnica - Jawor kursuje codziennie oprócz 14, 15.III, a na odcinku Jaworzyna Śląska - Kłodzko Miasto 16.IV - 8.V;

3 z Legnicy kursuje w © oprócz 14, 15.III, a od Jawora w ©;

4 na odcinku Trzebnica - Wrocław Zakrzów ZKA;

5 kursuje codziennie do 15.IV i od 9.V;

6 kursuje 14, 15.III;

Zastępcza Komunikacja Autobusowa

Lokalizacje przystanków ZKA na str. 103

| Informacja o pociągu | | D4 | D91 | D91 | D40 | D64 | D64 | D91 | D91 | D91 | D91 | D40 | D91 | D64 |
|----------------------|---|------------------------------------|---------------|------------------------|------------------------|---------------|------------------------|---------------|------------------------|---------------|------------------------|------------------------|------------------------|------------------------|
| km | | KD-60209 KD-60208 ☺ 2 ☺ * | KD-69818 ☺ | KD-69819 ☺ 2 ☺ * | KD-69896 ☺ 2 ☺ * | KD-66906 ☺ | KD-66906 ☺ 2 ☺ * | KD-69820 ☺ | KD-69820 ☺ 2 ☺ * | KD-69822 ☺ | KD-69822 ☺ 2 ☺ * | KD-66252 ☺ 2 ☺ * | KD-69822 ☺ 2 ☺ * | KD-66908 ☺ 2 ☺ * |
| | | | ☺ | ☺ 1 2 | ☺ | ☺ | ☺ 2 | ☺ 3 | ☺ 2 | ☺ 3 | ☺ 2 | ☺ | ☺ 2 | ☺ |
| 0 | LEGNICA 260, 270 o | | 12.35 | 13.01 | | 13.36 | 14.02 | 14.36 | 15.02 | 15.35 | 16.01 | | | |
| 3,411 | Legnica Piekary | | 12.41 | 13.05 | | 13.42 | 14.06 | 14.42 | 15.06 | 15.41 | 16.05 | | | |
| 7,501 | Legnica Strefa | | 12.51 | 13.09 | | 13.52 | 14.10 | 14.52 | 15.10 | 15.51 | 16.09 | | | |
| 12,174 | Przybyłowice | | 13.00 | 13.14 | | 14.01 | 14.15 | 15.01 | 15.14 | 16.00 | 16.14 | | | |
| 17,865 | Stary Jawor | | 13.08 | 13.20 | | 14.09 | 14.21 | 15.09 | 15.21 | 16.08 | 16.20 | | | |
| 21,572 | Jawor | | 13.20 | 13.24 | | 14.21 | 14.25 | 15.21 | 15.25 | 16.20 | 16.24 | | | |
| 30,281 | Rogoźnica | | | 13.25 | | | 14.26 | | 15.26 | | 16.25 | | | |
| 32,075 | Goczałków | ŚLĄŻA | | 13.31 | | | 14.33 | | 15.32 | | 16.32 | | | |
| 36,678 | Strzegom | | | 13.34 | | | 14.35 | | 15.34 | | 16.34 | | | |
| 41,840 | Stanowice | | | 13.38 | | | 14.39 | | 15.38 | | 16.38 | | | |
| 47,140 | Jaworzyna Śląska 240 p | | | 13.38 | | | 14.40 | | 15.39 | | 16.39 | | | |
| | Wrocław Główny / Jelenia Góra* 223, 240 o | 12.15 | | 13.10 | | | 14.06 | | 15.10 | | 16.08 | | | 16.35 |
| | Jaworzyna Śląska 240 p | < | | 13.53 | | | 14.51 | | 15.53 | | 16.45 | | | 17.19 |
| 47,140 | Jaworzyna Śląska 240 o | < | | 14.00 | | | 15.01 | | 16.00 | | 16.53 | | 17.09 | 17.24 |
| 51,805 | Bolesławice Świdnickie ▲ | < | | 14.05 | | | 15.01 | | 16.05 | | 17.02 | | 17.14 | 17.33 |
| 54,996 | Świdnica Zawiszów | < | | 14.09 | | | 15.10 | | 16.09 | | 17.06 | | 17.18 | 17.36 |
| 57,109 | Świdnica Miasto 223 p | 13.17 | | 14.14 | | | 15.14 | | 16.14 | | 17.06 | | 17.22 | 17.36 |
| | Świdnica Miasto 223 o | < | | < | | | 15.15 | | < | | < | | < | 17.37 |
| | Gluszyca / Wrocław Główny* 245 p | < | | < | | | 15.51 | | < | | < | | < | < |
| 57,109 | Świdnica Miasto 223 o | 13.25 | | 14.32 | | | | | 16.21 | | 17.07 | | 17.23 | |
| 63,953 | Krzyżowa ▲ | | | 14.40 | | | | | 16.29 | | 17.14 | | 17.30 | |
| 68,353 | Mościsko Dzierżoniowskie | | | 14.45 | | | | | 16.39 | | 17.24 | | 17.36 | |
| 75,090 | Dzierżoniów Śląski p | 13.53 | | 14.53 | | | | | 16.47 | | 17.27 | | 17.44 | |
| 75,090 | Dzierżoniów Śląski o | 14.03 | | < | 14.59 | | | | < | | 17.30 | | < | |
| 79,848 | Bielawa Centralna | 14.09 | | < | 15.04 | | | | < | | 17.36 | | < | |
| 81,138 | BIELAWA ZACHODNIA p | 14.12 | | < | 15.07 | | | | < | | 17.39 | | < | |
| 75,090 | Dzierżoniów Śląski o | | | 14.54 | | | | | 16.48 | | | | 17.47 | |
| 86,914 | Piława Górna | | | 15.06 | | | | | 17.00 | | | | 17.58 | |
| 96,825 | Ząbkowice Śląskie | | | 15.19 | | | | | 17.14 | | | | 18.11 | |
| 106,685 | KAMIENIEC ZĄBKOWICKI 230, 236 p | | | 15.32 | | | | | 17.28 | | | | 18.24 | |
| | Kamieniec Ząbkowicki 230 o | | | 15.38 | | | | | 17.37 | | | | 18.30 | |
| | Kłodzko Główny / Katowice* 230 p | | | 15.56 | | | | | 17.56 | | | | 18.48 | |
| | Kłodzko Miasto / Kraków Główny* 230 p | | | 15.59 | | | | | 18.00 | | | | 18.53 | |

- 1 do Kudowy-Zdroju (od 16.III na odcinku Polanica-Zdrój - Kudowa-Zdrój ZKA);
 2 na odcinku Legnica - Jawor kursuje codziennie oprócz 14, 15.III;
 3 kursuje 14, 15.III;

| Informacja o pociągu | | D4 | D91 | | | | D64 | D91 | D91 | | | | D64 | D91 | D91/40 | | D4 |
|----------------------|--|------------------------------------|-------------------|-------|--|--|------------------------------------|-------------------|------------------------|--|--|--|------------------------------------|-------------------|------------------------|--|------------------------------------|
| | | KD-60217 KD-60216 2 ♣ ♣ * | KD-66910 ♣ ♣ * | | | | KD-69113 KD-69112 2 ♣ ♣ * | KD-69824 ♣ ♣ * | KD-69825 2 ♣ ♣ * | | | | KD-69115 KD-69114 2 ♣ ♣ * | KD-69826 ♣ ♣ * | KD-69826 2 ♣ ♣ * | | KD-60221 KD-60220 2 ♣ ♣ * |
| km | | | | | | | | | | | | | | | | | |
| 0 | LEGNICA | 260, 270 o | | 17.24 | | | | | | | | | | | | | |
| 3,411 | Legnica Piekary | | | 17.28 | | | | | | | | | | | | | |
| 7,501 | Legnica Strefa | | | 17.32 | | | | | | | | | | | | | |
| 12,174 | Przybyłowice | | | 17.42 | | | | | | | | | | | | | |
| 17,865 | Stary Jawor | | | 17.48 | | | | | | | | | | | | | |
| 21,572 | Jawor | p | | 17.53 | | | | | | | | | | | | | |
| | | o | | 17.54 | | | | | | | | | | | | | |
| 30,281 | Rogoźnica | | | 18.00 | | | | | | | | | | | | | |
| 32,075 | Goczałków | | | 18.03 | | | | | | | | | | | | | |
| 36,678 | Strzegom | p | | 18.07 | | | | | | | | | | | | | |
| | | o | | 18.07 | | | | | | | | | | | | | |
| 41,840 | Stanowice | | | 18.11 | | | | | | | | | | | | | |
| 47,140 | Jaworzyna Śląska | 240 p | | 18.17 | | | | | | | | | | | | | |
| | <i>Wrocław Główny / Jelenia Góra*</i> | 223, 240 o | | 17.32 | | | | | | | | | | | | | |
| | <i>Jaworzyna Śląska</i> | 240 p | | 18.33 | | | | | | | | | | | | | |
| 47,140 | Jaworzyna Śląska | 240 o | | 18.38 | | | | | | | | | | | | | |
| 51,805 | Bolesławice Świdnickie ▲ | | | | | | | | | | | | | | | | |
| 54,996 | Świdnica Zawiszów | | | 18.47 | | | | | | | | | | | | | |
| 57,109 | Świdnica Miasto | 223 p | | 18.29 | | | | | | | | | | | | | |
| | <i>Świdnica Miasto</i> | 223 o | | 18.51 | | | | | | | | | | | | | |
| | <i>Głuszyca / Wrocław Główny*</i> | 245 p | | 19.28 | | | | | | | | | | | | | |
| 57,109 | Świdnica Miasto | 223 o | | 18.37 | | | | | | | | | | | | | |
| 63,953 | Krzyżowa ▲ | | | | | | | | | | | | | | | | |
| 68,353 | Mościsko Dzierżoniowskie | | | | | | | | | | | | | | | | |
| 75,090 | Dzierżoniów Śląski | p | | 18.57 | | | | | | | | | | | | | |
| | 75,090 Dzierżoniów Śląski | o | | 18.58 | | | | | | | | | | | | | |
| | 79,848 Bielawa Centralna | | | 19.03 | | | | | | | | | | | | | |
| | 81,138 BIELAWA ZACHODNIA | p | | 19.07 | | | | | | | | | | | | | |
| 75,090 | Dzierżoniów Śląski | o | | | | | | | | | | | | | | | |
| 86,914 | Piława Górna | | | | | | | | | | | | | | | | |
| 96,825 | Ząbkowice Śląskie | | | | | | | | | | | | | | | | |
| 106,685 | KAMENIEC ZĄBKOWICKI | 230, 236 p | | | | | | | | | | | | | | | |
| | <i>Kamieniec Ząbkowicki</i> | 230 o | | | | | | | | | | | | | | | |
| | <i>Kłodzko Główne / Katowice*</i> | 230 p | | | | | | | | | | | | | | | |
| | <i>Kłodzko Miasto / Kraków Główny*</i> | 230 p | | | | | | | | | | | | | | | |

- 1 w dniach 16.IV - 8.V Kamieniec Ząbkowicki odj. 22.01, Kłodzko Główne przyj. 22.20;
 2 na odcinku Legnica - Jawor kursuje codziennie oprócz 14, 15.III;
 3 kursuje 14, 15.III;

| | | D91 | D4 | D91 | D40/91 | D91 | D40 | D64 | D91 | D91 | D91 |
|---------------------------------------|---|-------------------------------|--|---|----------------------------------|--------------------------|---|-------------------------------|---|-------------------------------|--------------------------|
| Kłodzko Miasto / Kraków Główny* 230 o | | | | 4.28 | | | | | 5.49 | | |
| Kłodzko Główny / Katowice* 230 o | | | | 4.45 | | | | | 6.06 | | |
| Kamieniec Ząbkowicki 230 p | | | | | | | | | | | |
| Informacja o pociągu | | D91 KD-69843 2 ♣ ♣ * | D4 KD-60243 KD-60242 2 ♣ ♣ * | D91 KD-69844 KD-69845 2 ♣ ♣ * | D40/91 KD-69847 2 ♣ ♣ * | D91 KD-69847 ♣ ♣ * | D40 KD-66231 KD-66230 2 ♣ ♣ * | D64 KD-66949 2 ♣ ♣ * | D91 KD-69850/1 KD-69849 2 ♣ ♣ * | D91 KD-69851 2 ♣ ♣ * | D91 KD-69851 ♣ ♣ * |
| km | | | | | | | | | | | |
| 0 | KAMIENIEC ZĄBKOWICKI 230, 236 o | | | 4.51 | | | | | 6.31 | | |
| 9,860 | Ząbkowice Śląskie ↓ | | | 5.04 | | | | | 6.44 | | |
| 19,771 | Piława Górna ↓ | | | 5.18 | | | | | 6.57 | | |
| 31,595 | Dzierżoniów Śląski p | | | 5.30 | | | | | 7.08 | | |
| 0 | BIELAWA ZACHODNIA o | | 4.30 | | 5.26 | | 6.35 | | | | |
| 1,290 | Bielawa Centralna ↓ | | 4.32 | | 5.28 | | 6.37 | | | | |
| 6,048 | Dzierżoniów Śląski p | | 4.38 | | 5.34 | | 6.43 | | | | |
| 31,595 | Dzierżoniów Śląski o | | 4.41 | | 5.44 | | 6.46 | | 7.08 | | |
| 38,332 | Mościsko Dzierżoniowskie ↓ | | 4.50 | | 5.53 | | | | 7.16 | | |
| 42,732 | Krzyżowa ▲ ↓ | | 4.56 | | 5.58 | | | | 7.21 | | |
| 49,576 | Świdnica Miasto 223 p | | 5.04 | | 6.06 | | 7.06 | | 7.29 | | |
| | Gluszyca / Wrocław Główny* 245 o | | | | | | | 6.46 | | | |
| | Świdnica Miasto 223 p | | | | | | | 7.20 | | | |
| 49,576 | Świdnica Miasto 223 o | | 5.12 | | 6.07 | | 7.07 | 7.21 | 7.35 | | |
| 51,689 | Świdnica Zawiszów ↓ | | | | 6.09 | | 7.10 | 7.23 | 7.38 | | |
| 54,880 | Bolesławice Świdnickie ▲ ↓ | | | | 6.14 | | | | 7.43 | | |
| 59,545 | Jaworzyna Śląska 240 p | | | | 6.20 | | 7.19 | 7.33 | 7.49 | | |
| | Jaworzyna Śląska 240 o | | | | 6.26 | | 7.26 | 7.41 | 8.04 | | |
| | Wrocław Główny / Jelenia Góra* 223, 240 p | | 6.21 | | 7.09 | | 8.08 | 8.26 | 8.35 | | |
| 59,545 | Jaworzyna Śląska 240 o | | | | 6.32 | | | | 7.50 | 8.00 | |
| 64,845 | Stanowice ↓ | | | | 6.37 | | | | 7.55 | 8.06 | |
| 70,007 | Strzegom p | | | | 6.40 | | | | 7.59 | 8.10 | |
| | o | | | | 6.41 | | | | 8.00 | 8.10 | |
| 74,610 | Goczałków ↓ | | | | 6.45 | | | | 8.04 | 8.14 | |
| | p | | | | 6.47 | | | | 8.07 | 8.17 | |
| 76,404 | Rogoźnica o | | | | 6.47 | | | | 8.07 | 8.17 | 8.17 |
| | p | | | | 6.53 | | | | 8.13 | 8.23 | 8.23 |
| 85,113 | Jawor o | 5.33 | | | 6.54 | 6.58 | | | 8.14 | 8.24 | 8.24 |
| 88,820 | Stary Jawor | 5.38 | | | 6.59 | 7.06 | | | 8.18 | 8.28 | 8.28 |
| 94,511 | Przybyłowice | 5.44 | | | 7.05 | 7.14 | | | 8.25 | 8.35 | 8.35 |
| 99,184 | Legnica Strefa | 5.48 | | | 7.09 | 7.23 | | | 8.28 | 8.38 | 8.38 |
| 103,274 | Legnica Piekary | 5.52 | | | 7.12 | 7.32 | | | 8.32 | 8.42 | 8.42 |
| 106,685 | LEGNICA 260, 270 p | 5.57 | | | 7.17 | 7.42 | | | 8.37 | 8.47 | 8.47 |

- 1 na odcinku Kłodzko Miasto - Kamieniec Ząbkowicki kursuje w ©, a na odcinku Jaworzyna Śląska - Legnica w © (w © do 12.IV i od 9.V Kłodzko Główny odj. 6.05, Kamieniec Ząbkowicki przyj. 6.22);
 2 na odcinku Jawor - Legnica kursuje codziennie oprócz 14, 15.III;
 3 do Rogoźnicy kursuje w ©, a do Legnicy w © oprócz 14, 15.III;
 4 kursuje 14, 15.III;

235

KAMIENIEC ZĄBKOWICKI**BIELAWA ZACHODNIA****- DZIERŻONIÓW ŚLĄSKI - JAWORZYNA ŚLĄSKA - LEGNICA**
















| | | D64 | D64 | D4 | | D91 | D91 | | D64 | | D40 | D91 | D91 | D91 | | | D4 |
|---------------------------------|--------------------------------|----------------------|------------------|----------------------|-------|----------------------|---------------|--|----------------------|-------|----------------------|----------------------|----------------------|---------------|--|--|----------------------|
| Kłodzko Miasto / Kraków Główny* | | 230 o | | | | 9.06 | | | | | | 10.58 | 11.15 | | | | |
| Kłodzko Główny / Katowice* | | 230 o | | | | 9.08 | | | | | | 11.01 | 11.18 | | | | |
| Kamieniec Ząbkowicki | | 230 p | | | | 9.25 | | | | | | 11.18 | 11.34 | | | | |
| Informacja o pociągu | | KD-66951 2 ☺☺* | KD-66951 4 | KD-60257 2 ☺☺* | | KD-69853 2 ☺☺* | KD-69853 4 | | KD-69125 2 ☺☺* | | KD-66881 2 ☺☺* | KD-69855 2 ☺☺* | KD-69855 2 ☺☺* | KD-69857 4 | | | KD-60267 2 ☺☺* |
| km | | | | | | | | | | | | | | | | | |
| 0 | KAMIENIEC ZĄBKOWICKI | 230, 236 o | | | | 9.31 | | | | | | 11.34 | 11.40 | | | | |
| 9,860 | Ząbkowice Śląskie | | | | | 9.44 | | | | | | 11.46 | 11.53 | | | | |
| 19,771 | Piława Górna | | | | | 9.57 | | | | | | 12.00 | 12.06 | | | | |
| 31,595 | Dzierżoniów Śląski | p | | | | 10.08 | | | | | | 12.10 | 12.17 | | | | |
| 0 | BIELAWA ZACHODNIA | o | z Jelenia-Zdroju | | 9.25 | < | | | | 11.57 | < | < | | | | | 13.23 |
| 1,290 | Bielawa Centralna | p | | | 9.27 | < | | | | 12.00 | < | < | | | | | 13.25 |
| 6,048 | Dzierżoniów Śląski | p | | | | 9.33 | < | | | 12.06 | < | < | | | | | 13.31 |
| 31,595 | Dzierżoniów Śląski | o | | | | 9.36 | 10.09 | | | | | 12.11 | 12.18 | | | | |
| 38,332 | Mościsko Dzierżoniowskie | | | | | 10.17 | | | | | 12.25 | 12.32 | | | | | 13.43 |
| 42,732 | Krzyżowa ▲ | | | | | 10.22 | | | | | 12.30 | 12.37 | | | | | 13.48 |
| 49,576 | Świdnica Miasto | 223 p | | | 9.57 | 10.30 | | | | | 12.38 | 12.45 | | | | | 13.56 |
| | Głuszycza / Wrocław Główny* | 245 o | | | | < | | | 10.57 | | < | < | | | | | < |
| | Świdnica Miasto | 223 p | | | 9.43 | < | | | 11.38 | | < | < | | | | | < |
| 49,576 | Świdnica Miasto | 223 o | | | 9.44 | 10.06 | | | 11.39 | | 12.39 | 12.47 | | | | | 14.05 |
| 51,689 | Świdnica Zawiszów | | | | 9.46 | < | | | 11.42 | | 12.41 | 12.49 | | | | | < |
| 54,880 | Bolesławice Świdnickie ▲ | | | | | < | | | | | 12.46 | 12.53 | | | | | < |
| 59,545 | Jaworzyna Śląska | 240 p | | | 9.55 | < | | | 11.51 | | 12.53 | 13.00 | | | | | < |
| | Jaworzyna Śląska | 240 o | | | 10.08 | < | | | 12.01 | | | | 13.44 | | | | < |
| | Wrocław Główny / Jelenia Góra* | 240 p | | | 10.44 | 11.07 | | | 12.38 | | | | 14.14 | | | | 15.14 |
| 59,545 | Jaworzyna Śląska | 240 o | | | 10.12 | | | | 11.02 | | | 13.01 | | | | | |
| 64,845 | Stanowice | | | | 10.18 | | | | 11.07 | | | 13.06 | | | | | |
| 70,007 | Strzegom | p | | | 10.22 | | | | 11.11 | | | 13.09 | | | | | |
| 74,610 | Goczałków | | | | 10.22 | | | | 11.11 | | | 13.09 | | | | | |
| 74,610 | Goczałków | | | | 10.26 | | | | 11.15 | | | 13.13 | | | | | |
| 76,404 | Rogoźnica | | | | 10.28 | | | | 11.17 | | | 13.16 | | | | | |
| 85,113 | Jawor | p | | | 10.34 | | | | 11.23 | | | 13.21 | | | | | |
| 85,113 | Jawor | o | | | 10.35 | 10.40 | | | 11.30 | 11.30 | | 13.26 | 13.26 | | | | |
| 88,820 | Stary Jawor | | | | 10.40 | 10.48 | | | 11.35 | 11.38 | | 13.31 | 13.34 | | | | |
| 94,511 | Przybyłowice | | | | 10.46 | 10.56 | | | 11.41 | 11.46 | | 13.37 | 13.42 | | | | |
| 99,184 | Legnica Strefa | | | | 10.50 | 11.05 | | | 11.45 | 11.55 | | 13.41 | 13.51 | | | | |
| 103,274 | Legnica Piekary | | | | 10.54 | 11.15 | | | 11.49 | 12.05 | | 13.45 | 14.01 | | | | |
| 106,685 | LEGNICA | 260, 270 p | | | 10.58 | 11.25 | | | 11.54 | 12.15 | | 13.50 | 14.11 | | | | |

1 z Kłodzka Miasta kursuje w © do 12.IV i od 9.V, na odcinku Kamieniec Ząbkowicki - Jaworzyna Śląska codziennie do 15.IV i od 9.V, a do Legnicy codziennie oprócz 14, 15.III;

2 z Kłodzka Miasta kursuje w © w okresie 18.VI - 3.V, a od Kamieńca Ząbkowickiego codziennie w okresie 16.IV - 8.V;

3 na odcinku Jawor - Legnica kursuje codziennie oprócz 14, 15.III;

4 kursuje 14, 15.III;

| | | | | | | | | | | | | | | | | | | | |
|---------------------------------|---------------------------------------|------------|--|--|--|---|--|--|--|--|--|--|--|--|--|--|--|----------|----------|
| Kłodzko Miasto / Kraków Główny* | | 230 o | 12.49 | | | | | | | | | | | | | | | | 15.00 |
| Kłodzko Główny / Katowice* | | 230 o | 12.51 | | | | | | | | | | | | | | | | 15.03 |
| Kamieniec Ząbkowicki | | 230 p | 13.08 | | | | | | | | | | | | | | | | 15.21 |
| Informacja o pociągu | | | D91 | D91 | D40 | | D40/91 | D40 | | D64 | D91 | D91 | D91 | D91 | D4 | D64 | D64 | | |
| | | KD-69858 | KD-69859 | KD-66883 | KD-69859 | KD-66883 | KD-69858 | KD-60271 | KD-69862 | KD-69863 | KD-69863 | KD-69921 | KD-69865 | KD-69865 | KD-69865 | KD-60277/6 | KD-60279/8 | KD-66955 | KD-66955 |
| km | | |  2 ♠ ♠ * |  2 ♠ ♠ * |  2 ♠ ♠ * |  2 ♠ ♠ * |  2 ♠ ♠ * |  2 ♠ ♠ * |  2 ♠ ♠ * |  2 ♠ ♠ * |  2 ♠ ♠ * |  2 ♠ ♠ * |  2 ♠ ♠ * |  2 ♠ ♠ * |  2 ♠ ♠ * |  2 ♠ ♠ * |  2 ♠ ♠ * | | |
| 0 | KAMIENIEC ZĄBKOWICKI | 230, 236 o | 13.20 | | | | | | | | | | | | | | | | 15.49 |
| 9,860 | Ząbkowice Śląskie | ↓ | 13.33 | | | | | | | | | | | | | | | | 16.02 |
| 19,771 | Piława Górna | ↓ | 13.47 | | | | | | | | | | | | | | | | 16.16 |
| 31,595 | Dzierżoniów Śląski | p | 13.58 | | | | | | | | | | | | | | | | 16.28 |
| 0 | BIELAWA ZACHODNIA | o | | | 14.40 | | 15.13 | 15.19 | | | | | | | | | | | 18.02 |
| 1,290 | Bielawa Centralna | ↓ | | | 14.42 | | 15.15 | 15.21 | | | | | | | | | | | 18.04 |
| 6,048 | Dzierżoniów Śląski | p | | | 14.48 | | 15.21 | 15.27 | | | | | | | | | | | 18.10 |
| 31,595 | Dzierżoniów Śląski | o | 14.05 | | | | 15.24 | 15.30 | | | | | | | | | | | 18.13 |
| 38,332 | Mościsko Dzierżoniowskie | ↓ | 14.14 | | | | 15.32 | | | | | | | | | | | | 16.29 |
| 42,732 | Krzyżowa ▲ | ↓ | 14.19 | | | | 15.38 | | | | | | | | | | | | 16.37 |
| 49,576 | Świdnica Miasto | 223 p | 14.27 | | | | 15.45 | 15.51 | | | | | | | | | | | 16.42 |
| | <i>Gluszyca / Wrocław Główny*</i> | 245 o | | | | | | | | 16.02 | | | | | | | | | 16.51 |
| | <i>Świdnica Miasto</i> | 223 p | | | | | | | | 16.36 | | | | | | | | | 16.40* |
| 49,576 | Świdnica Miasto | 223 o | 14.33 | | | | 15.46 | 15.59 | | 16.37 | 16.54 | | | | | | | | 16.40* |
| 51,689 | Świdnica Zawiszów | ↓ | 14.36 | | | | 15.49 | | | 16.40 | 16.56 | | | | | | | | 17.50 |
| 54,880 | Bolesławice Świdnickie ▲ | ↓ | 14.40 | | | | 15.53 | | | | 17.00 | | | | | | | | 17.51 |
| 59,545 | Jaworzyna Śląska | 240 p | 14.46 | | | | 15.59 | | | 16.49 | 17.06 | | | | | | | | 17.54 |
| | <i>Jaworzyna Śląska</i> | 240 o | 14.57 | | | | 16.30 | | | 16.56 | 17.32 | | | | | | | | 17.58 |
| | <i>Wrocław Główny / Jelenia Góra*</i> | 240 p | 15.38 | | | | 17.13 | 17.10 | | 17.38 | 18.08 | | | | | | | | 18.05 |
| 59,545 | Jaworzyna Śląska | 240 o | 15.01 | | | | 16.00 | | | 17.07 | 17.17 | | | | | | | | 18.10 |
| 64,845 | Stanowice | ↓ | 15.06 | | | | 16.05 | | | 17.12 | 17.22 | | | | | | | | 18.19 |
| 70,007 | Strzegom | p | 15.10 | | | | 16.09 | | | 17.16 | 17.26 | | | | | | | | 18.24 |
| 74,610 | Goczałków | o | 15.10 | | | | 16.09 | | | 17.16 | 17.26 | | | | | | | | 18.29 |
| 76,404 | Rogoźnica | ↓ | 15.14 | | | | 16.13 | | | 17.20 | 17.30 | | | | | | | | 18.29 |
| | | ↓ | 15.16 | | | | 16.15 | | | 17.23 | 17.33 | | | | | | | | 18.34 |
| 85,113 | Jawor | p | 15.22 | | | | 16.21 | | | 17.29 | 17.39 | | | | | | | | 18.37 |
| 88,820 | Stary Jawor | o | 15.27 | | | | 16.26 | | | 17.30 | 17.40 | | | | | | | | 18.43 |
| 94,511 | Przybyłowie | ↓ | 15.32 | | | | 16.31 | | | 17.34 | 17.44 | | | | | | | | 18.48 |
| 99,184 | Legnica Strefa | ↓ | 15.38 | | | | 16.37 | | | 17.40 | 17.50 | | | | | | | | 18.48 |
| 103,274 | Legnica Piekary | ↓ | 15.41 | | | | 16.41 | | | 17.44 | 17.59 | | | | | | | | 19.04 |
| 106,685 | LEGNICA | 260, 270 p | 15.45 | | | | 16.45 | | | 17.48 | 18.09 | | | | | | | | 19.04 |
| | | | 15.50 | | | | 16.50 | | | 17.52 | 18.19 | | | | | | | | 19.09 |
| | | | | | | | | | | | | | | | | | | | 18.48 |
| | | | | | | | | | | | | | | | | | | | 18.48 |
| | | | | | | | | | | | | | | | | | | | 19.23 |
| | | | | | | | | | | | | | | | | | | | 19.23 |
| | | | | | | | | | | | | | | | | | | | 19.39 |
| | | | | | | | | | | | | | | | | | | | 20.01 |
| | | | | | | | | | | | | | | | | | | | 20.11 |

- 1** do Wrocławia Głównego kursuje codziennie, a do Trzebnicy w © (na odcinku Wrocław Zakrzów - Trzebnica ZKA);
2 do 15.IV i od 9.V Kłodzko Miasto odj. 15.25, Kłodzko Główny 15.28, Kamieniec Ząbkowicki przyj. 15.45,
a w © w okresie 16.IV - 8.V Kłodzko Miasto odj. 15.16, Kłodzko Główny 15.19, Kamieniec Ząbkowicki przyj. 15.37;
3 z Kudowy-Zdroju (od 16.III na odcinku Kudowa-Zdrój - Polanica-Zdrój ZKA);
4 na odcinku Jawor - Legnica kursuje codziennie oprócz 14, 15.III;
5 na odcinku Trzebnica - Wrocław Zakrzów ZKA;
6 kursuje codziennie oprócz 14, 15.III;
7 kursuje 14, 15.III;

Zastępcza Komunikacja Autobusowa
Lokalizacje przystanków ZKA na str. 103

235

**KAMIENIEC ZĄBKOWICKI
BIELAWA ZACHODNIA**

- DZIERŻONIÓW ŚLĄSKI - JAWORZYNA ŚLĄSKA - LEGNICA

| Kłodzko Miasto / Kraków Główny* | | 230 o | 17.26 | | | | 14.59* | 19.22 | | | | | | | | | |
|---------------------------------|---------------------------------------|------------|----------------------|---------------|----------------------|---------------------------|-------------------|----------------------|---------------|----------------------|---------------------------|----------------------|----------------------|----------------------|--|-------|------|
| Kłodzko Główny / Katowice* | | 230 o | 17.28 | | | | 16.15* | 19.24 | | | | | | | | | |
| Kamieniec Ząbkowicki | | 230 p | 17.44 | | | | 19.26 | 19.42 | | | | | | | | | |
| Informacja o pociągu | | | D91 | D91 | D40 | D64 | TLK | D91 | D91 | D64 | D91 | D40 | D64 | D91 | | | |
| | | | KD-69867 2 ♣♣* | KD-69867 ♣ | KD-66233 2 ♣♣* | KD-69135 2 ♣♣* | I-36103 1-2R | KD-69868 2 ♣♣* | KD-69869 ♣ | KD-69137 2 ♣♣* | KD-69929 2 ♣♣* | KD-69873 2 ♣♣* | KD-66957 2 ♣♣* | KD-69871 2 ♣♣* | | | |
| km | | | 2 3 | 6 | ♣♣* | ♣♣* | 5 | 3 | 6 | ♣ | 1 | ♣♣* | ♣♣* | ♣♣* | | | |
| 0 | KAMIENIEC ZĄBKOWICKI | 230, 236 o | 17.54 | | | | 19.29 | 19.58 | | | | | | | | | |
| 9,860 | Ząbkowice Śląskie | ↓ | 18.17 | | | | 19.43 | 20.11 | | | | | | | | | |
| 19,771 | Piława Górna | ↓ | 18.31 | | | | | 20.24 | | | | | | | | | |
| 31,595 | Dzierżoniów Śląski | p | 18.42 | | | | 20.07 | 20.35 | | | | | | | | | |
| 0 | BIELAWA ZACHODNIA | o | < | | 19.25 | | < | < | | | | | | 23.47 | | | |
| 1,290 | Bielawa Centralna | ↓ | < | | 19.27 | | < | < | | | | | | 23.49 | | | |
| 6,048 | Dzierżoniów Śląski | p | < | | 19.33 | | < | < | | | | | | 23.55 | | | |
| 31,595 | Dzierżoniów Śląski | o | 18.59 | | 19.36 | | 20.09 | 20.36 | | | | | | | | | |
| 38,332 | Mościsko Dzierżoniowskie | ↓ | 19.07 | | | | | 20.49 | | | | | | | | | |
| 42,732 | Krzyżowa ▲ | ↓ | 19.12 | | | | | 20.54 | | | | | | | | | |
| 49,576 | Świdnica Miasto | 223 p | 19.20 | | 19.56 | | 20.30 | 21.01 | | | | | | | | | |
| | <i>Głuszycza / Wrocław Główny*</i> | 245 o | < | | < | 19.39 | < | < | | | 21.15 | 21.04* | | | | 23.08 | |
| | <i>Świdnica Miasto</i> | 223 p | < | | < | 20.13 | < | < | | | 21.50 | 22.13 | | | | 23.43 | |
| 49,576 | Świdnica Miasto | 223 o | 19.22 | | 19.57 | 20.14 | 20.31 | 21.02 | | | 21.53 | 22.14 | | | | 23.45 | |
| 51,689 | Świdnica Zawiszów | ↓ | 19.25 | | 20.00 | 20.17 | | 21.05 | | | 21.56 | 22.17 | | | | 23.48 | |
| 54,880 | Bolesławice Świdnickie ▲ | ↓ | 19.29 | | | | | 21.09 | | | | 22.21 | | | | | |
| 59,545 | Jaworzyna Śląska | 240 p | 19.35 | | 20.09 | 20.25 | 20.41 | 21.15 | | | 22.05 | 22.28 | | | | 23.57 | |
| | <i>Jaworzyna Śląska</i> | 240 o | 18.48 | | 20.18 | 20.33 | 20.43 | 22.00 | | | 22.11 | 22.57 | | | | | |
| | <i>Wrocław Główny / Jelenia Góra*</i> | 240 p | 20.23 | | 21.02 | 21.09 | 22.08* | 22.36 | | | 22.47 | 23.31 | | | | | |
| 59,545 | Jaworzyna Śląska | 240 o | 19.51 | | WIELKA SOMA | KD SPRINTER GRODNO | TLK SUDETY | 21.26 | | | KD SPRINTER GRODNO | | | | | | 0.05 |
| 64,845 | Stanowice | ↓ | 19.56 | | | | | 21.31 | | | | | | | | | |
| 70,007 | Strzegom | p | 20.01 | | | | | 21.35 | | | | | | | | | 0.12 |
| | | o | 20.01 | | | | | 21.36 | | | | | | | | | 0.13 |
| 74,610 | Goczałków | ↓ | 20.05 | | | | | 21.40 | | | | | | | | | |
| 76,404 | Rogoźnica | ↓ | 20.07 | | | | | 21.42 | | | | | | | | | |
| 85,113 | Jawor | p | 20.13 | | | | | 21.48 | | | | | | | | | 0.23 |
| | | o | 20.14 | 20.18 | | | | 21.49 | 21.54 | | | | | | | | 0.24 |
| 88,820 | Stary Jawor | ↓ | 20.18 | 20.26 | | | | 21.54 | 22.02 | | | | | | | | |
| 94,511 | Przybyłowice | ↓ | 20.24 | 20.34 | | | | 22.00 | 22.10 | | | | | | | | |
| 99,184 | Legnica Strefa | ↓ | 20.28 | 20.43 | | | | 22.04 | 22.19 | | | | | | | | |
| 103,274 | Legnica Piekary | ↓ | 20.32 | 20.53 | | | | 22.08 | 22.34 | | | | | | | | 0.39 |
| 106,685 | LEGNICA | 260, 270 p | 20.36 | 21.03 | | | | 22.13 | 22.39 | | | | | | | | 0.44 |

1 z Trzebnicy kursuje w Ⓞ, a od Wrocławia Głównego codziennie (na odcinku Trzebnica - Wrocław Zakrzów ZKA);

2 z Kudowy-Zdroju (od 16.III na odcinku Kudowa-Zdrój - Polanica-Zdrój ZKA);

3 na odcinku Jawor - Legnica kursuje codziennie oprócz 14, 15.III;

4 kursuje w Ⓞ/Ⓞ oraz 30.IV/1.V, 3/4.VI oprócz 13/14.III, 1/2.V;

5 od 1.V Jelenia Góra przyj. 22.11;

6 kursuje 14, 15.III;

Zastępcza Komunikacja Autobusowa
Lokalizacje przystanków ZKA na str. 103

236

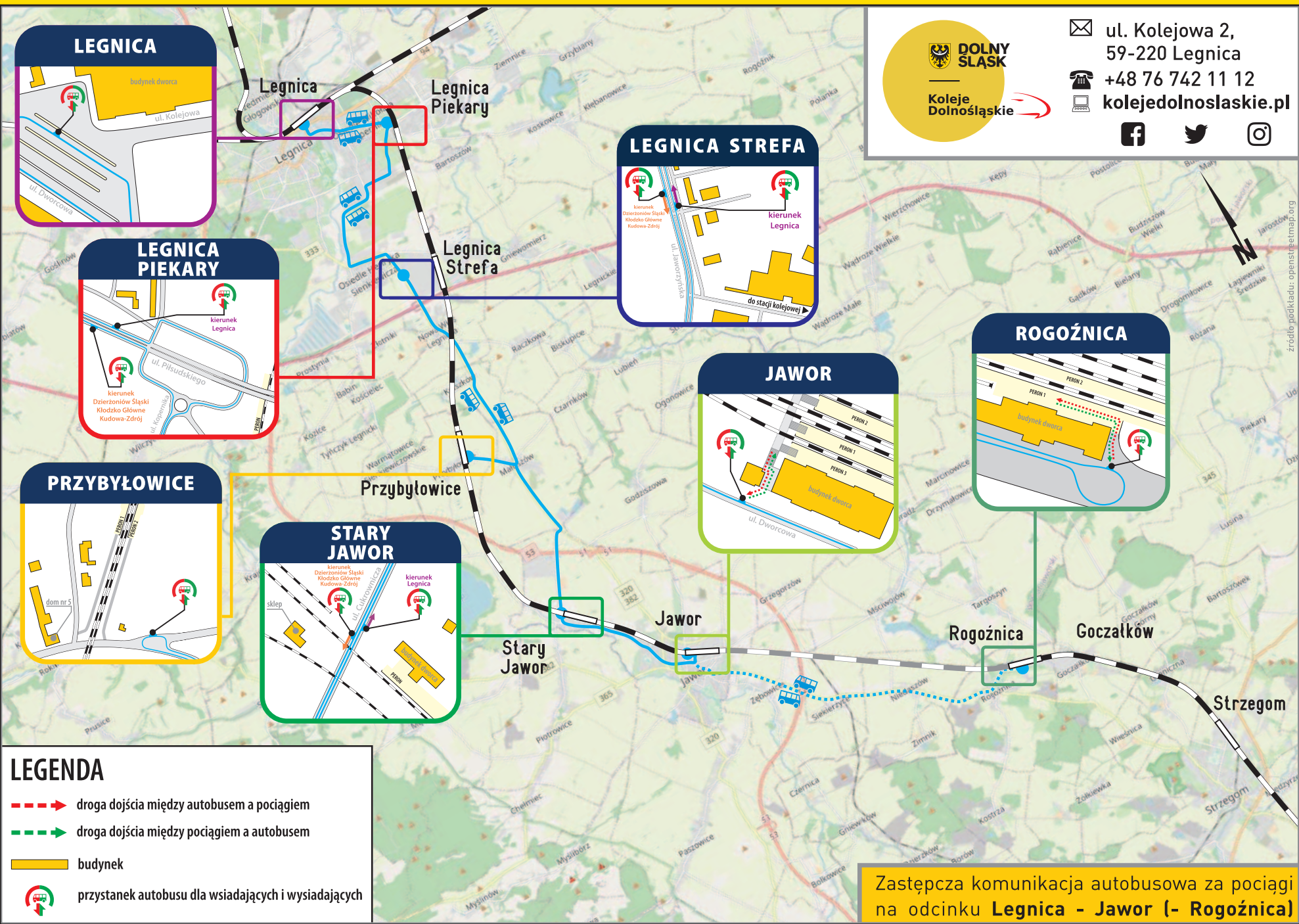
NYSA - KAMIENIEC ZĄBKOWICKI

| | | 6.53 8.10 9.15 10.33 | | | 14.59 16.15 17.13 18.34 | o Kraków Główny / Kraków Płaszów* o Katowice o Kędzierzyn-Koźle p Nysa | | 13.30* 11.43 10.41 9.19 | | | 21.26 19.52 18.59 17.35 | | |
|------------------------|--|-------------------------------|--|------------------------|----------------------------------|---|---------------------------------|----------------------------------|------|----------------|----------------------------------|------------------------|-------|
| 7.43 9.10 | | | | 14.11 15.38 | | | | 13.44 12.13 | | | | 20.14 18.41 | |
| D93 | | TLK | | D93 | | TLK | | TLK | | D93 | | TLK | |
| R-46461 2 * 2 | | I-36107 1-2 | | R-46463 2 * 2 | | I-36103 1-2 | | Informacja o pociągu | | I-63102 1-2 | | R-64640 2 * 3 | |
| | | 1 | | 2 | | 5 | | K 6 | | | | K 4 | |
| | | | | | | km | | | | | | | |
| 9.21 | | 10.34 | | 15.38 | 18.41 | 0 | o NYSA | p | 9.16 | | 12.12 | 17.34 | 18.29 |
| 9.32 | | | | 15.50 | | 8,858 | Goświnowice | ↑ | | | 11.59 | | 18.16 |
| 9.36 | | | | 15.54 | | 11,810 | Wójcice | | | | 11.55 | | 18.12 |
| 9.43 | | 10.55 | | 16.00 | 19.02 | 16,729 | Otmuchów | | 8.56 | | 11.49 | 17.15 | 18.06 |
| 9.47 | | | | 16.04 | | 19,855 | Otmuchów Jezioro | | | | 11.45 | | 18.02 |
| 9.57 | | 11.08 | | 16.13 | 19.15 | 27,032 | Paczków | | 8.44 | | 11.36 | 17.02 | 17.53 |
| | | | | | | 27,270 | Granica Województwa | | | | | | |
| 10.03 | | | | 16.20 | | 33,048 | ↓ Doboszowice ▲ | | | | 11.29 | | 17.46 |
| 10.10 | | 11.19 | | 16.27 | 19.26 | 38,145 | p KAMIENIEC ZĄBKOWICKI 230, 235 | o | 8.32 | | 11.23 | 16.50 | 17.40 |
| 10.17 | | 11.20 | | 16.28 | 19.29 | | o Kamieniec Ząbkowicki 230 | p | 8.31 | | 11.15 | 16.49 | 17.35 |
| 10.39 | | 11.41 13.55 | | 16.50 | < | | p Kłodzko Miasto 230 | o | < | | 10.54 | 16.29 | 17.13 |
| | | | | | 22.08 | | p Jelenia Góra 240 | o | 5.58 | | | 14.33 | |

- 1** TLK SZCZELINIEC (do 15.IV i od 9.V Kamieniec Ząbkowicki odj. 11.28, Kłodzko Miasto przyj. 11.48);
2 do Kamieńca Ząbkowickiego kursuje w ©, a do Kłodzka Miasta w © i do 12.IV od 9.V;
3 z Kłodzka Miasta kursuje w © do 12.IV i od 9.V, a od Kamieńca Ząbkowickiego w ©;
4 TLK SZCZELINIEC (do 28.IV Katowice przyj. 19.59);
5 TLK SUDETY (od 1.V Jelenia Góra przyj. 22.11);
6 TLK SUDETY (do 28.IV Katowice przyj. 11.52);



✉ ul. Kolejowa 2,
59-220 Legnica
☎ +48 76 742 11 12
🌐 kolejedolnoslaskie.pl
📘 🐦 📷



LEGENDA

- droga dojścia między autobusem a pociągiem
- droga dojścia między pociągiem a autobusem
- budynek
- przystanek autobusu dla wsiadających i wysiadających

Zastępcza komunikacja autobusowa za pociągi na odcinku **Legnica - Jawor (- Rogoźnica)**

| Warszawa Wschodnia / Gdynia Główna* o | | | | | | | | | | 21.59* | 23.32 | | | | | | 21.59* | 23.32 |
|---------------------------------------|--------------------------------|--------------------------|--|--|--------------------------|--|--|--|---------------------|--|-------|--------------------------|--|--|--|--|----------------------|--|
| Warszawa Centralna / Poznań Główny* o | | | | | | | | | | 2.53* | 23.43 | | | | | | 3.50* | 23.43 |
| Wrocław Główny 200, 220, 280 p | | | | | | | | | | 4.20 | 4.25 | | | | | | 5.18 | 5.18 |
| Informacja o pociągu | | D6 | | | D6 | | | | IC | IC | | D60 | | | | | IC | IC |
| km | | KD-60851 E 2 ♣ ♣ * | | | KD-66071 E 2 ♣ ♣ * | | | | I-56070 2 ♣ 4 | I-16170 I-16171 1-2 ♣ ♣ ♣ ♣ * | | KD-69251 E 2 ♣ ♣ * | | | | | I-56070 2 ♣ 10 | I-16170 I-16171 1-2 ♣ ♣ ♣ ♣ * |
| 0 | WROCLAW GŁÓWNY o | | | | 3.31 | | | | | | 4.49 | 4.55 | | | | | | 5.38 |
| 4,614 | Wrocław Grabiszyn | | | | 3.37 | | | | | | | 5.01 | | | | | | |
| 6,409 | Wrocław Zachodni | | | | | | | | | | | 5.03 | | | | | | |
| 9,613 | Mokronos Górny | | | | | | | | | | | 5.06 | | | | | | |
| 11,668 | Smolec | | | | | | | | | | | 5.09 | | | | | | |
| 15,994 | Sadowice Wrocławskie | | | | | | | | | | | 5.12 | | | | | | |
| 21,573 | Kąty Wrocławskie | | | | 3.47 | | | | | | | 5.17 | | | | | | |
| 30,818 | Mietków | | | | | | | | | | | 5.23 | | | | | | |
| 37,056 | Imbramowice | | | | | | | | | | | 5.28 | | | | | | |
| 43,820 | Żarów | | | | 4.01 | | | | | | | 5.33 | | | | | | |
| 49,343 | Jaworzyna Śląska 235 p | | | | 4.05 | | | | | | | 5.37 | | | | | | |
| 58,749 | Świebodzice o | | | | 4.06 | | | | | | | 5.42 | | | | | | 6.08 |
| 67,138 | Wałbrzych Szczawienko | | | | 4.13 | | | | | | | 5.51 | | | | | | 6.13 |
| 71,014 | Wałbrzych Miasto p | | | | 4.23 | | | | | | | 6.03 | | | | | | 6.21 |
| 72,658 | Wałbrzych Centrum o | | | | 4.27 | | | | | | | 6.08 | | | | | | 6.34 |
| 75,774 | Wałbrzych Fabryczny | | | | 4.28 | | | | | | | 6.09 | | | | | | 6.37 |
| 80,120 | Wałbrzych Główny 245 p | | | | 4.32 | | | | | | | 6.15 | | | | | | 6.47 |
| 85,078 | Boguszów-Gorce Wschód p | | | | 4.40 | | | | | | | 6.20 | | | | | | 6.47 |
| 85,078 | Boguszów-Gorce Wschód p | 4.12 | | | 4.44 | | | | | | | 6.23 | | | | | | 6.52 |
| 85,078 | Boguszów-Gorce Wschód o | 4.18 | | | | | | | | | | 6.29 | | | | | | |
| 87,983 | Boguszów-Gorce Dzikowiec ▲ | | | | | | | | | | | | | | | | | |
| 89,843 | Unisław Śląski ▲ | | | | | | | | | | | | | | | | | |
| 95,376 | MIEROSZÓW p | | | | | | | | | | | | | | | | | |
| 99,906 | <i>Granica Państwa</i> | | | | | | | | | | | | | | | | | |
| 101,844 | MEZIMĚSTÍ (CZ) p | | | | | | | | | | | | | | | | | |
| | <i>Meziměstí</i> o | | | | | | | | | | | | | | | | | |
| | <i>Adršpach</i> p | | | | | | | | | | | | | | | | | |
| 85,078 | Boguszów-Gorce Wschód o | | | | 4.21 | | | | | | | 6.32 | | | | | | |
| 86,721 | Boguszów-Gorce | | | | 4.23 | | | | | | | 6.34 | | | | | | |
| 89,560 | Boguszów-Gorce Zachód | | | | 4.27 | | | | | | | 6.37 | | | | | | |
| 94,100 | Witków Śląski | | | | 4.31 | | | | | | | 6.42 | | | | | | |
| 100,051 | Sędziszów 247 p | | | | 4.37 | | | | | | | 6.47 | | | | | | 7.11 |
| | <i>Sędziszów</i> 247 o | | | | | | | | | | | 6.52 | | | | | | |
| | <i>Královec</i> 247 p | | | | | | | | | | | 7.19 | | | | | | |

| | 1 | 2 | 3 | 4 | 5 | 6 | 7 | 8 | 9 | 10 | 11 | 12 | 13 | 14 | 15 | 16 | 17 | 18 |
|------------------------------------|-------|--------------------------|--------------------------|--------------------------|--------------------------|---|---|------|-------------------------|-----------------------------|--------------------------|--------------------------|--------------------------|--------------------------|-------------------------|-------------------------|-----------------------------|----|
| | | D6 | D60 | D60 | D6 | | | | IC | IC | D60 | D60 | D60 | D60 | D61 | D61 | IC | |
| Informacja o pociągu | | KD-60851 E 2 ♣ ♣ * | KD-69249 E 2 ♣ ♣ * | KD-69249 E 2 ♣ ♣ * | KD-66071 E 2 ♣ ♣ * | | | | I-16171 E 2 ♣ ♣ * | I-16171 1-2 E 2 ♣ ♣ * | KD-66289 E 2 ♣ ♣ * | KD-69251 E 2 ♣ ♣ * | KD-69251 E 2 ♣ ♣ * | KD-69251 E 2 ♣ ♣ * | KD-2651 E 2 ♣ ♣ * | KD-2651 E 2 ♣ ♣ * | I-16171 1-2 E 2 ♣ ♣ * | |
| km | | | | | | | | | 7 | K 1 | 11 | 3 | 7 | 7 | 6 | 2 | K 10 | |
| Královec | 247 o | < | | | < | | | | < | | | 6.07 | | | | | < | |
| Sędziszów | 247 p | < | | | < | | | | < | | | 6.34 | | | | | < | |
| 100,051 Sędziszów | 247 o | 4.37 | | | 5.08 | | | | 6.26 | | | 6.48 | | | | | 7.12 | |
| 106,390 Marciszów | | 4.43 | | | 5.14 | | | | | | | 6.54 | | | | | | |
| 109,085 Ciechanowice | | 4.46 | | | | | | | | | | 6.57 | | | | | | |
| 114,788 Janowice Wielkie | | 4.52 | | | 5.22 | | | | | | | 7.03 | | | | | | |
| 118,208 Trzcianko | | 4.55 | | | | | | | | | | 7.07 | | | | | | |
| 121,961 Wojanów | | 4.59 | | | | | | | | | | 7.10 | | | | | | |
| 127,016 Jelenia Góra | 255 p | 5.05 | | | 5.32 | | | | 6.46 | | | 7.15 | | | | | 7.32 | |
| 128,346 Jelenia Góra Zabrze | 255 o | | 5.15 | 5.26 | | | | 6.56 | 7.00 | 7.21 | 7.30 | 7.27 | 7.27 | | | | 7.40 | |
| 131,602 Jelenia Góra Zachodnia | | | 5.22 | 5.29 | | | | < | | 7.23 | 7.33 | < | 7.34 | | | | | |
| 133,353 Jelenia Góra Przemysłowa ▲ | | | 5.29 | 5.34 | | | | < | | 7.28 | 7.38 | < | 7.41 | | | | | |
| 136,005 Jelenia Góra Cieplice | | | 5.31 | 5.37 | | | | < | | 7.31 | 7.41 | < | 7.43 | | | | | |
| 138,154 Jelenia Góra Orle | | | 5.37 | 5.41 | | | | 7.17 | 7.20 | 7.35 | 7.45 | < | 7.49 | | | | 7.53 | |
| 139,762 Jelenia Góra Sobieszów | | | 5.42 | 5.45 | | | | < | | 7.38 | 7.49 | < | 7.54 | | | | | |
| 142,083 Piechowice Dolne ▲ | | | 5.46 | 5.48 | | | | < | | 7.41 | 7.52 | < | 7.58 | | | | | |
| 143,817 Piechowice | | | 5.51 | 5.51 | | | | < | | 7.44 | 7.55 | < | 8.03 | | | | | |
| 147,783 Górzyniec ▲ | | | 5.55 | 5.54 | | | | 7.33 | 7.30 | 7.46 | 7.58 | < | 8.07 | | | | 8.10 | |
| 153,302 Szklarska Poręba Dolna | | | < | 6.00 | | | | < | | 7.52 | 8.04 | < | < | | | | | |
| 156,424 Szklarska Poręba Średnia | | | 6.03 | 6.08 | | | | 7.42 | 7.43 | 7.59 | 8.12 | < | 8.15 | | | | 8.23 | |
| 158,939 Szklarska Poręba Górna | p | | 6.07 | 6.13 | | | | 7.47 | 7.49 | 8.04 | 8.17 | < | 8.19 | | | | 8.29 | |
| 161,563 Szklarska Poręba Huta | o | | 6.15 | 6.17 | | | | 7.53 | 7.53 | 8.08 | 8.21 | < | 8.05 | 8.27 | | | 8.33 | |
| 168,194 POLANA JAKUSZYCKA | o | | | | | | | | | | | | | | 8.30 | 8.30 | | |
| 173,639 Granica Państwa | o | | | | | | | | | | | | | | 8.34 | 8.33 | | |
| 174,810 HARRACHOV (CZ) | p | | | | | | | | | | | | | | 8.44 | 8.44 | | |
| Harrachov | o | | | | | | | | | | | | | | 8.45 | 8.45 | | |
| Liberec | p | | | | | | | | | | | | | | 8.55 | 8.54 | | |
| | | | | | | | | | | | | | | | 10.18 | 10.18 | | |

- 1 do Jeleniej Góry kursuje codziennie oprócz 28/29.III, a do Szklarskiej Poręby Górnej do 5/6.IV codziennie 28/29.III (w dniu 7/8.III Warszawa Wschodnia odj. 23.36, Warszawa Centralna 23.47, a w dniach 20/21 - 24/25.IV Warszawa Wschodnia odj. 23.13, Warszawa Centralna 23.28);
- 2 kursuje 26.IV - 15.V (w Harrachovie autobusy ZKA zatrzymują się na przystankach Sklárna i Nový Svět, U Motejlků);
- 3 na odcinku Jelenia Góra - Szklarska Poręba Górna kursuje do 6.IV codziennie oprócz 29.III;
- 4 kursuje codziennie oprócz 28/29.III (w dniu 7/8.III Gdynia Główna odj. 21.57);
- 5 do 30.IV Wałbrzych Główny 4.47/4.47;
- 6 kursuje codziennie do 25.IV i od 16.V;
- 7 kursuje codziennie od 7.IV;
- 8 kursuje codziennie do 7.IV;
- 9 kursuje codziennie od 8.IV;
- 10 kursuje 28/29.III;
- 11 kursuje 29.III;

Zastępcza Komunikacja Autobusowa
Lokalizacje przystanków ZKA za pociągi KD na str. 222-223

| Warszawa Wschodnia / Gdynia Główna* Warszawa Centralna / Poznań Główny* Wrocław Główny 200, 220, 280 p | | D6 | | D60 | | D6 | | D60 | | D6 | | D40 | | D6 | | | | | |
|--|--------------------------------|--------------------------|--------------------------|--------------------------|---|----|---|--------------------------|--------------------------|--------------------------|----|-----|-------------------------------|--------------------------|----|----|----|----|----|
| Informacja o pociągu | | KD-69253 E 2 ♣ ♣ * | KD-69101 E 2 ♣ ♣ * | KD-69255 E 2 ♣ ♣ * | | | | KD-69259 E 2 ♣ ♣ * | KD-69259 E 2 ♣ ♣ * | KD-69257 E 2 ♣ ♣ * | | | KD-66251 KD-66250 ♣ ♣ * | KD-69261 E 2 ♣ ♣ * | | | | | |
| km | | | | | | | | | | | | | | | | | | | |
| 0 | WROCLAW GŁÓWNY o | 6.10 | 6.25 | 6.30 | | | | 6.46 | 6.56 | 6.56 | | | 7.40 | 7.50 | | | | | |
| 4,614 | Wrocław Grabiszyn | 6.16 | 6.31 | 6.36 | | | | 6.52 | 7.02 | 7.02 | | | 7.45 | 7.56 | | | | | |
| 6,409 | Wrocław Zachodni | 6.18 | | 6.38 | | | | 6.54 | 7.05 | 7.05 | | | | 7.58 | | | | | |
| 9,613 | Mokronos Górny | 6.21 | | 6.41 | | | | 6.58 | 7.08 | 7.08 | | | | 8.01 | | | | | |
| 11,668 | Smolec | 6.24 | | 6.44 | | | | 7.01 | 7.12 | 7.12 | | | | 8.04 | | | | | |
| 15,994 | Sadowice Wrocławskie | 6.28 | | 6.48 | | | | 7.05 | 7.15 | 7.15 | | | | 8.08 | | | | | |
| 21,573 | Kąty Wrocławskie | 6.33 | 6.41 | 6.53 | | | | 7.11 | 7.21 | 7.20 | | | | 8.13 | | | | | |
| 30,818 | Mietków | 6.40 | | p | | | | 7.17 | 7.27 | | | | 8.04 | p | | | | | |
| 37,056 | Imbramowice | 6.45 | | | | | | 7.22 | 7.32 | | | | | | | | | | |
| 43,820 | Żarów ↓ | 6.50 | 6.53 | | | | | 7.27 | 7.37 | | | | | 8.12 | | | | | |
| 49,343 | Jaworzyna Śląska 235 p | 6.55 | 6.57 | | | | | 7.32 | 7.42 | | | | | 8.17 | | | | | |
| 58,749 | Świebodzice o | 6.56 | 6.58 | | | | | 7.38 | 7.43 | D60 | | | | 8.25 | | | | | |
| 67,138 | Wałbrzych Szczawienko | 7.04 | 7.05 | | | | | 7.46 | 7.51 | | | | | | | | | | |
| 71,014 | Wałbrzych Miasto p | 7.15 | 7.15 | | | | | 7.57 | 8.02 | KD-69259 E 2 | | | | cd. tab. 235 | | | | | |
| 72,658 | Wałbrzych Centrum o | 7.19 | 7.19 | | | | | 8.02 | 8.06 | ♣ ♣ * | | | | | | | | | |
| 75,774 | Wałbrzych Fabryczny | 7.20 | 7.20 | | | | | ↘ | 8.08 | ♣ ♣ * | | | | | | | | | |
| 77,774 | Wałbrzych Centrum | 7.23 | 7.23 | | | | | | 8.11 | ♣ ♣ * | | | | | | | | | |
| 75,774 | Wałbrzych Fabryczny | 7.26 | | | | | | | 8.17 | | | | | | | | | | |
| 80,120 | Wałbrzych Główny 245 p | 7.31 | 7.31 | | | | | | 8.23 | ↓ | | | | | | | | | |
| 85,078 | Boguszów-Gorce Wschód p | 7.34 | 7.34 | | | | | | 8.23 | 8.32 | | | | | | | | | |
| 85,078 | Boguszów-Gorce Wschód p | 7.40 | | | | | | | 8.30 | 8.38 | | | | | | | | | |
| 85,078 | Boguszów-Gorce Wschód o | < | < | < | | | | < | < | < | | | | | | | | | |
| 87,983 | Boguszów-Gorce Dzikowiec ▲ | < | < | < | | | | < | < | < | | | | | | | | | |
| 89,843 | Unisław Śląski ▲ | < | < | < | | | | < | < | < | | | | | | | | | |
| 95,376 | MIEROSZÓW p | < | < | < | | | | < | < | < | | | | | | | | | |
| 99,906 | Granica Państwa | < | < | < | | | | < | < | < | | | | | | | | | |
| 101,844 | MEZIMĚSTÍ (CZ) p | < | < | < | | | | < | < | < | | | | | | | | | |
| | Meziměstí o | < | < | < | | | | < | < | < | | | | | | | | | |
| | Adršpach p | < | < | < | | | | < | < | < | | | | | | | | | |
| 85,078 | Boguszów-Gorce Wschód o | 7.41 | | | | | | 8.30 | 8.41 | | | | | | | | | | |
| 86,721 | Boguszów-Gorce ↓ | 7.45 | 7.45 | | | | | 8.33 | 8.43 | | | | | | | | | | |
| 89,560 | Boguszów-Gorce Zachód | 7.48 | | | | | | 8.36 | 8.46 | | | | | | | | | | |
| 94,100 | Witków Śląski | 7.53 | | | | | | 8.40 | 8.50 | | | | | | | | | | |
| 100,051 | Sędziszów 247 p | 7.58 | 7.58 | | | | | 8.45 | 8.56 | | | | | | | | | | |
| | Sędziszów 247 o | 8.03 | 8.03 | | | | | < | < | | | | | | | | | | |
| | Králavec 247 p | 8.30 | 8.30 | | | | | < | < | | | | | | | | | | |
| | | 1 | 2 | 3 | 4 | 5 | 6 | 7 | 8 | 9 | 10 | 11 | 12 | 13 | 14 | 15 | 16 | 17 | 18 |

| | 1 | 2 | 3 | 4 | 5 | 6 | 7 | 8 | 9 | 10 | 11 | 12 | 13 | 14 | 15 | 16 | 17 | 18 | |
|------------------------------------|-------|---|-------------------------------|-------------------------------|-------------------------|-------------------------|-----------------------|--------------------------|---|----|-------|-------------------------------|-------------------------------|------------------------|------------------------|----------------------------|--------------------------|----|--|
| | | | D6 | D60 | D60 | D60 | D61 | D61 | | | D60 | D60 | D60 | D60 | D61 | D61 | | | |
| Informacja o pociągu | | | KD-69253 E 2 ♣ ♣ * Ⓞ | KD-69101 E 2 ♣ ♣ * 4 | KD-66053 ♣ ♣ * 10 | KD-69101 ♣ ♣ * 10 | KD-2653 ♣ ♣ * 3 | KD-2653 ♣ ♣ * 2 16 | | | | KD-69259 E 2 ♣ ♣ * 1 | KD-69259 E 2 ♣ ♣ * 5 | KD-66311 ♣ ♣ * 9 | KD-69259 ♣ ♣ * 9 | KD-2655 ♣ ♣ * 2 8 | KD-2655 ♣ ♣ * 2 11 | | |
| km | | | | | | | | | | | | | | | | | | | |
| Królevec | 247 o | | 7.23 | 7.23 | | | | | | | < | < | | | | | | | |
| Sędziszów | 247 p | | 7.50 | 7.50 | | | | | | | < | < | | | | | | | |
| 100,051 Sędziszów | 247 o | | 7.59 | 7.59 | | | | | | | 8.46 | 8.57 | | | | | | | |
| 106,390 Marciszów | | | 8.05 | 8.05 | | | | | | | 8.52 | 9.02 | | | | | | | |
| 109,085 Ciechanowice | | | 8.08 | | | | | | | | 8.55 | 9.05 | | | | | | | |
| 114,788 Janowice Wielkie | | | 8.13 | 8.12 | | | | | | | 9.00 | 9.11 | | | | | | | |
| 118,208 Trzcianko | | | 8.17 | | | | | | | | 9.04 | 9.14 | | | | | | | |
| 121,961 Wojanów | | | 8.20 | | | | | | | | 9.07 | 9.18 | | | | | | | |
| 127,016 Jelenia Góra | 255 p | | 8.26 | 8.21 | | | | | | | 9.13 | 9.23 | | | | | | | |
| 128,346 Jelenia Góra Zabobrze | 255 o | | | 8.29 | 8.28 | 8.28 | | | | | 9.30 | | 9.30 | 9.30 | | | | | |
| 131,602 Jelenia Góra Zachodnia | | | | 8.32 | < | 8.35 | | | | | 9.33 | < | 9.37 | 9.37 | | | | | |
| 133,353 Jelenia Góra Przemysłowa ▲ | | | | | < | < | | | | | 9.38 | < | 9.44 | 9.44 | | | | | |
| 136,005 Jelenia Góra Cieplice | | | | | < | < | | | | | 9.41 | < | 9.46 | 9.46 | | | | | |
| 138,154 Jelenia Góra Orle | | | | 8.42 | < | 8.48 | | ZKA do Tanvaldu | | | 9.45 | < | 9.52 | 9.52 | | | | | |
| 139,762 Jelenia Góra Sobieszów | | | | | < | < | | | | | 9.49 | < | 9.57 | 9.57 | | | | | |
| 142,083 Piechowice Dolne ▲ | | | | 8.48 | < | 8.57 | | | | | 9.52 | < | 10.01 | 10.01 | | | | | |
| 143,817 Piechowice | | | | | < | < | | | | | 9.55 | < | 10.06 | 10.06 | | | | | |
| 147,783 Górzyniec ▲ | | | | 8.59 | < | 9.06 | | | | | 9.58 | < | 10.10 | 10.10 | | | | | |
| 153,302 Szklarska Poręba Dolna | | | | | < | < | | | | | 10.04 | < | < | < | | | | | |
| 156,424 Szklarska Poręba Średnia | | | | 9.12 | < | 9.14 | | | | | 10.12 | < | 10.18 | 10.18 | | | | | |
| 158,939 Szklarska Poręba Górna | p | | | 9.17 | < | 9.18 | | | | | 10.17 | < | 10.22 | 10.22 | | | | | |
| 161,563 Szklarska Poręba Huta | o | | | 9.21 | 9.06 | 9.26 | | | | | 10.21 | < | 10.08 | 10.30 | | | | | |
| 168,194 POLANA JAKUSZYCKA | o | | | | | | | | | | | | | | | | | | |
| 173,639 Granica Państwa | o | | | | | | | | | | | | | | | | | | |
| 174,810 HARRACHOV (CZ) | p | | | | | | | | | | | | | | | | | | |
| Harrachov | o | | | | | | | | | | | | | | | | | | |
| Liberec | p | | | | | | | | | | | | | | | | | | |

- 1 na odcinku Wałbrzych Główny - Jelenia Góra kursuje codziennie do 6.IV i w Ⓞ w okresie 7 - 30.IV, a na odcinku Jelenia Góra - Szklarska Poręba Górna codziennie do 6.IV;
- 2 w Harrachovie autobusy ZKA zatrzymują się na przystankach Sklárna i Nový Svět, U Motejků;
- 3 kursuje codziennie do 15.III i od 23.V, w Ⓞ w okresie 21.III - 25.IV oraz 2, 3.IV, 16, 17.V;
- 4 do Jeleniej Góry kursuje w Ⓞ, a do Szklarskiej Poręby Górnej do 6.IV w Ⓞ;
- 5 kursuje w Ⓞ w okresie 11 - 26.IV i codziennie od 1.V;
- 6 kursuje w Ⓞ w okresie 26.IV - 10.V oraz 8.V;
- 7 od 4.V Boguszów-Gorce Wschód odj. 7.43;
- 8 kursuje codziennie do 25.IV i od 16.V;
- 9 kursuje codziennie od 7.IV;
- 10 kursuje od 11.IV w Ⓞ;
- 11 kursuje 26.IV - 15.V;

Zastępcza Komunikacja Autobusowa
Lokalizacje przystanków ZKA za pociągi KD na str. 222-223

| Warszawa Wschodnia / Gdynia Główna* Warszawa Centralna / Poznań Główny* Wrocław Główny 200, 220, 280 p | | | | | | | | | | | | | | | | | | | | |
|--|------------------------------|--------------------------|-------|--------------------------|---|-------------------------------|-----------------|-----------------------------|------|--------------------------|---|--------------------------|-------|--------------------------|----|--------------------------|----|----|----|----|
| | | | | | | | | | | | | | | | | | | | | |
| Informacja o pociągu | | KD-69263 E 2 ♣ ♣ * | | KD-69103 E 2 ♣ ♣ * | | KD-69105 KD-69104 ♣ ♣ * | | R-76108 R-76109 ♣ ♣ * | | KD-69265 E 2 ♣ ♣ * | | I-1651 1-2 ♣ ♣ ♣ * | | I-1651 1-2 ♣ ♣ ♣ * | | KD-69267 E 2 ♣ ♣ * | | | | |
| km | | D6 ① 8 | | D60 3 | | D64 ♣ ♣ * | | D60 1 | | D6 ① | | IC 5 | | IC 10 | | D6 7 | | | | |
| 0 | WROCLAW GŁÓWNY | o | 8.13 | 8.22 | | | 9.16 | 9.26 | 9.34 | | | 9.46 | 10.02 | | | 10.08 | | | | |
| 4,614 | Wrocław Grabiszyn | | 8.19 | 8.28 | | | 9.22 | 9.32 | 9.40 | | | | | | | 10.13 | | | | |
| 6,409 | Wrocław Zachodni | | 8.21 | | | | | | 9.42 | | | | | | | 10.16 | | | | |
| 9,613 | Mokronos Górny | | 8.24 | | | | | | 9.45 | | | | | | | 10.19 | | | | |
| 11,668 | Smolec | | 8.27 | | | | | 9.39 | 9.49 | | | | | | | 10.22 | | | | |
| 15,994 | Sadowice Wrocławskie | | 8.31 | | | | | | 9.53 | | | | | | | 10.25 | | | | |
| 21,573 | Kąty Wrocławskie | | 8.36 | 8.38 | | | 9.34 | 9.46 | 9.58 | | | | | | | 10.30 | | | | |
| 30,818 | Mietków | | 8.42 | | | | | 9.53 | p | | | | | | | 10.36 | | | | |
| 37,056 | Imbramowice | | 8.47 | | | | | | | | | | | | | 10.41 | | | | |
| 43,820 | Żarów | ↓ | 8.52 | 8.52 | | | 9.47 | 10.01 | | | | | | | | 10.46 | | | | |
| 49,343 | Jaworzyna Śląska | 235 p | 8.56 | 8.56 | | | 9.51 | 10.06 | | | | 10.16 | 10.31 | | | 10.50 | | | | |
| 58,749 | Świebodzice | o | 8.57 | 8.57 | | | 9.57 | 10.09 | | | | 10.20 | 10.33 | | | 10.51 | | | | |
| 67,138 | Wałbrzych Szczawienko | ↓ | 9.04 | 9.04 | | | < | 10.17 | | | | 10.28 | 10.42 | | | 10.58 | | | | |
| 71,014 | Wałbrzych Miasto | p | 9.14 | 9.14 | | | cd. tab. 235 | 10.27 | | | | | | | | 11.08 | | | | |
| 71,014 | Wałbrzych Miasto | o | 9.18 | 9.18 | | | | 10.31 | | | | 10.42 | 10.56 | | | 11.12 | | | | |
| 72,658 | Wałbrzych Centrum | o | 9.19 | 9.19 | | | | 10.32 | | | | 10.45 | 11.00 | | | 11.13 | | | | |
| 75,774 | Wałbrzych Fabryczny | ↓ | 9.22 | 9.22 | | | | 10.36 | | | | | | | | 11.15 | | | | |
| 75,774 | Wałbrzych Fabryczny | ↓ | 9.28 | | | | | | | | | | | | | 11.19 | | | | |
| 80,120 | Wałbrzych Główny | 245 p | 9.33 | 9.30 | | | | 10.44 | | | | 10.55 | 11.09 | | | 11.24 | | | | |
| 80,120 | Wałbrzych Główny | o | 9.36 | 9.36 | | | | 10.49 | | | | 10.58 | 11.10 | | | 11.25 | | | | |
| 85,078 | Boguszów-Gorce Wschód | p | 9.42 | | | | | | | | | | | | | 11.32 | | | | |
| 85,078 | Boguszów-Gorce Wschód | o | < | < | | | | < | | | | < | < | | | < | | | | |
| 87,983 | Boguszów-Gorce Dzikowiec ▲ | ↓ | < | < | | | | < | | | | < | < | | | < | | | | |
| 89,843 | Unisław Śląski ▲ | ↓ | < | < | | | | < | | | | < | < | | | < | | | | |
| 95,376 | MIEROSZÓW | p | < | < | | | | < | | | | < | < | | | < | | | | |
| 99,906 | Granica Państwa | ↓ | < | < | | | | < | | | | < | < | | | < | | | | |
| 101,844 | MEZIMĚSTÍ (CZ) | p | < | < | | | | < | | | | < | < | | | < | | | | |
| | Meziměstí | o | < | < | | | | < | | | | < | < | | | < | | | | |
| | Adršpach | p | < | < | | | | < | | | | < | < | | | < | | | | |
| 85,078 | Boguszów-Gorce Wschód | o | 9.45 | | | | | | | | | | | | | 11.32 | | | | |
| 86,721 | Boguszów-Gorce | | 9.48 | 9.48 | | | | 11.01 | | | | | | | | 11.44 | | | | |
| 89,560 | Boguszów-Gorce Zachód | | 9.51 | | | | | | | | | | | | | 11.47 | | | | |
| 94,100 | Witków Śląski | ↓ | 9.55 | | | | | | | | | | | | | 11.52 | | | | |
| 100,051 | Sędziszów | 247 p | 10.01 | 10.01 | | | | 11.12 | | | | 11.23 | 11.29 | | | 11.58 | | | | |
| | Sędziszów | 247 o | 10.06 | 10.06 | | | | < | | | | < | < | | | 12.03 | | | | |
| | Královec | 247 p | 10.33 | 10.33 | | | | < | | | | < | < | | | 12.30 | | | | |
| | | | 1 | 2 | 3 | 4 | 5 | 6 | 7 | 8 | 9 | 10 | 11 | 12 | 13 | 14 | 15 | 16 | 17 | 18 |

| | | 1 | 2 | 3 | 4 | 5 | 6 | 7 | 8 | 9 | 10 | 11 | 12 | 13 | 14 | 15 | 16 | 17 | 18 |
|------------------------------------|-------|-------------------------------|-------------------------------|---------------|---------------|------------------------------|-----------------|---|--------------|----------------------------|--------------|--------------|--------------|------------------------|-------------------------------|-------------------------------|--------------------------|-------------------------|-----------------|
| | | D6 | D60 | D60 | D60 | D61 | D61 | | D60 | D60 | D60 | D61 | D60 | IC | IC | IC | D6 | D61 | D61 |
| Informacja o pociągu | | KD-69263 E 2 ♣ ♣ * Ⓞ | KD-69103 E 2 ♣ ♣ * Ⓢ | KD-66059 ♣ | KD-69103 ♣ | KD-2657 ♣ 2 ♣ ♣ * Ⓢ | KD-2657 ♣ | | R-66117 ♣ | R-76109 2 ♣ ♣ * Ⓢ | R-76109 ♣ | KD-2659 ♣ | R-76109 ♣ | I-1651 1-2 Ⓢ / ♣ | I-1651 1-2 Ⓢ ♣ ♣ * Ⓢ | I-1651 1-2 Ⓢ ♣ ♣ * Ⓢ | KD-69267 E 2 ♣ ♣ * | KD-2661 ♣ 2 ♣ ♣ * | KD-2661 ♣ |
| km | | | | | | | | | | | | | | | | | | | |
| Královec | 247 o | 9.25 | 9.25 | | | | | | | < | | | | < | < | | 11.21 | | |
| Sędziszów | 247 p | 9.51 | 9.51 | | | | | | | < | | | | < | < | | 11.48 | | |
| 100,051 Sędziszów | 247 o | 10.02 | 10.02 | | | | | | | 11.12 | | | | 11.24 | 11.30 | | 11.59 | | |
| 106,390 Marciszów | | 10.08 | 10.07 | | | | | | | 11.18 | | | | | | | 12.04 | | |
| 109,085 Ciechanowice | | 10.11 | | | | | | | | | | | | | | | 12.07 | | |
| 114,788 Janowice Wielkie | | 10.16 | 10.14 | | | | | | | 11.26 | | | | | | | 12.13 | | |
| 118,208 Trzcianko | | 10.19 | | | | | | | | | | | | | | | 12.16 | | |
| 121,961 Wojanów | | 10.23 | | | | | | | | | | | | | | | 12.20 | | |
| 127,016 Jelenia Góra | 255 p | 10.28 | 10.23 | | | | | | | 11.36 | | | | 11.44 | 11.50 | | 12.25 | | |
| 128,346 Jelenia Góra Zabrze | 255 o | | 10.29 | 10.30 | 10.30 | | | | 11.41 | 11.38 | 11.41 | | | 11.54 | | | 12.03 | | |
| 131,602 Jelenia Góra Zachodnia | | | 10.32 | < | 10.37 | | | | < | 11.41 | 11.49 | | | < | | | | | |
| 133,353 Jelenia Góra Przemysłowa ▲ | | | | < | < | | | | < | | | | | < | | | | | |
| 136,005 Jelenia Góra Cieplice | | | 10.42 | < | 10.50 | | ZKA do Tanvaldu | | < | 11.52 | | | 12.05 | 12.15 | | | 12.25 | | ZKA do Tanvaldu |
| 138,154 Jelenia Góra Orle | | | | < | < | | | | < | | | | < | < | | | | | |
| 139,762 Jelenia Góra Sobieszów | | | 10.48 | < | 10.59 | | | | < | 11.58 | D61 | | 12.13 | < | | | | | |
| 142,083 Piechowice Dolne ▲ | | | | < | < | | | | < | | | | < | < | | | | | |
| 143,817 Piechowice | | | 10.59 | < | 11.08 | | | | < | 12.03 | KD-2659 | | 12.20 | 12.31 | | | 12.36 | | |
| 147,783 Górzyniec ▲ | | | | < | < | | | | < | | ♣ 2 ♣ ♣ * | | < | < | | | | | |
| 153,302 Szklarska Poręba Dolna | | | 11.12 | < | 11.16 | | | | < | 12.15 | ♣ ♣ * | | 12.30 | 12.40 | | | 12.49 | | |
| 156,424 Szklarska Poręba Średnia | p | | 11.17 | < | 11.20 | | | | < | 12.21 | Ⓢ | | 12.38 | 12.45 | | | 12.55 | | |
| 158,939 Szklarska Poręba Górna | o | | 11.21 | 11.08 | 11.28 | | | | 12.16 | 12.25 | | | 12.43 | 12.51 | | | 12.59 | | |
| 161,563 Szklarska Poręba Huta | o | | | | | 11.30 | 11.30 | | | | 12.30 | 12.30 | | | | | | 13.30 | 13.30 |
| 168,194 POLANA JAKUSZYCKA | p | | | | | 11.34 | 11.33 | | | | 12.34 | 12.33 | | | | | | 13.34 | 13.33 |
| 173,639 Granica Państwa | o | | | | | 11.44 | 11.44 | | | | 12.44 | 12.44 | | | | | | 13.44 | 13.44 |
| 174,810 HARRACHOV (CZ) | p | | | | | 11.45 | 11.45 | | | | 12.45 | 12.45 | | | | | | 13.45 | 13.45 |
| Harrachov | o | | | | | 11.55 | 11.54 | | | | 12.55 | 12.54 | | | | | | 13.55 | 13.54 |
| Liberec | p | | | | | 13.18 | 13.18 | | | | 14.18 | 14.18 | | | | | | 15.18 | 15.18 |

- 1 w dniach 9 - 20.III, 12 - 26.V Wałbrzych Szczawienko odj. 10.29, Wałbrzych Miasto 10.34/10.35, Wałbrzych Centrum 10.38, Wałbrzych Główny przyj. 10.46;
- 2 kursuje w Ⓞ w okresie 26.IV - 10.V oraz 8.V (w Harrachovie autobusy ZKA zatrzymują się na przystankach Sklárna i Nový Svět, U Motejků);
- 3 do Jeleniej Góry kursuje w Ⓞ, a do Szklarskiej Poręby Górnej do 6.IV w Ⓞ (do 26.IV Wałbrzych Główny przyj. 9.35);
- 4 kursuje codziennie do 15.III i od 23.V, w Ⓞ w okresie 21.III - 25.IV oraz 2, 3.IV, 16, 17.V;
- 5 do Jeleniej Góry kursuje od 4.IV w Ⓞ, a do Szklarskiej Poręby Górnej od 11.IV w Ⓞ;
- 6 na odcinku Jelenia Góra - Szklarska Poręba Górna kursuje codziennie do 6.IV;
- 7 od 1.V Wałbrzych Główny odj. 11.32, Boguszów-Gorce Wschód 11.38/11.41;
- 8 do 30.IV Wałbrzych Główny przyj. 9.35;
- 9 kursuje codziennie od 7.IV;
- 10 kursuje do 29.III w Ⓞ;
- 11 kursuje od 11.IV w Ⓞ;
- 12 kursuje do 6.IV w Ⓞ;

Zastępcza Komunikacja Autobusowa
Lokalizacje przystanków ZKA za pociągi KD na str. 222-223

| Warszawa Wschodnia / Gdynia Główna* Warszawa Centralna / Poznań Główny* Wrocław Główny 200, 220, 280 p | | | | 5.53* 9.31* 11.01 | | | | | | | | | | | | | |
|--|--------------------------------|-------|--|--|--|------------------------------|--------------------------------|--|---------------------------------|--|--|--|---------------------------------|--|--|--|--------------------------------|
| Informacja o pociągu | | D60 | | IC I-5608 I-5609 2 R ♣ ♣ * | | TLK I-36107 1-2 R 9 | D6 KD-69271 E 2 ♣ ♣ * | | D60 KD-69107 E 2 ♣ ♣ * | | | | D60 KD-69273 E 2 ♣ ♣ * | | | | D6 KD-69109 E 2 ♣ ♣ * |
| km | | | | | | | | | | | | | | | | | |
| 0 | WROCLAW GŁÓWNY o | 11.07 | | 11.26 | | | 11.55 | | 12.30 | | | | 13.10 | | | | 13.40 |
| 4,614 | Wrocław Grabiszyn | 11.13 | | | | | 12.00 | | 12.36 | | | | 13.16 | | | | 13.46 |
| 6,409 | Wrocław Zachodni | 11.15 | | | | | 12.03 | | | | | | 13.18 | | | | |
| 9,613 | Mokronos Górny | 11.18 | | | | | 12.06 | | | | | | 13.21 | | | | |
| 11,668 | Smolec | 11.21 | | | | | 12.09 | | | | | | 13.24 | | | | |
| 15,994 | Sadowice Wrocławskie | 11.24 | | | | | 12.12 | | | | | | 13.28 | | | | |
| 21,573 | Kąty Wrocławskie | 11.29 | | | | | 12.17 | | 12.46 | | | | 13.33 | | | | 13.56 |
| 30,818 | Mietków | 11.35 | | | | | 12.22 | | | | | | 13.39 | | | | |
| 37,056 | Imbramowice | 11.39 | | | | | 12.27 | | | | | | 13.43 | | | | |
| 43,820 | Żarów ↓ | 11.44 | | | | | 12.32 | | 12.59 | | | | 13.48 | | | | 14.09 |
| 49,343 | Jaworzyna Śląska 235 p | 11.48 | | 11.57 | | | 12.36 | | 13.03 | | | | 13.53 | | | | 14.13 |
| 58,749 | Świebodzice ↓ | 11.49 | | 12.01 | | | 12.37 | | 13.04 | | | | 13.54 | | | | 14.17 |
| 67,138 | Wałbrzych Szczawienko ↓ | 11.56 | | 12.11 | | | 12.44 | | 13.12 | | | | 14.01 | | | | 14.25 |
| 71,014 | Wałbrzych Miasto p | 12.06 | | 12.24 | | | 12.54 | | 13.22 | | | | 14.11 | | | | 14.36 |
| 72,658 | Wałbrzych Centrum ↓ | 12.10 | | 12.36 | | | 12.58 | | 13.26 | | | | 14.15 | | | | 14.40 |
| 75,774 | Wałbrzych Fabryczny ↓ | 12.11 | | 12.36 | | | 12.58 | | 13.27 | | | | 14.16 | | | | |
| 80,120 | Wałbrzych Główny 245 p | 12.13 | | 12.46 | | | 13.01 | | 13.30 | | | | 14.19 | | | | |
| 85,078 | Boguszów-Gorce Wschód ↓ | 12.17 | | 12.46 | | | 13.05 | | | | | | 14.23 | | | | |
| 85,078 | Boguszów-Gorce Wschód ↓ | 12.23 | | 12.46 | | | 13.10 | | 13.38 | | | | 14.28 | | | | |
| 85,078 | Boguszów-Gorce Wschód ↓ | 12.26 | | 12.49 | | | 13.10 | | 13.41 | | | | 14.31 | | | | |
| 85,078 | Boguszów-Gorce Wschód ↓ | 12.32 | | | | | | | 13.48 | | | | 14.38 | | | | |
| 85,078 | Boguszów-Gorce Wschód ↓ | | | | | | | | | | | | | | | | |
| 87,983 | Boguszów-Gorce Dzikowiec ▲ | | | | | | | | | | | | | | | | |
| 89,843 | Unisław Śląski ▲ | | | | | | | | | | | | | | | | |
| 95,376 | MIEROSZÓW ↓ | | | | | | | | | | | | | | | | |
| 99,906 | Granica Państwa ↓ | | | | | | | | | | | | | | | | |
| 101,844 | MEZIMĚSTÍ (CZ) ↓ | | | | | | | | | | | | | | | | |
| | Meziměstí ↓ | | | | | | | | | | | | | | | | |
| | Adršpach ↓ | | | | | | | | | | | | | | | | |
| 85,078 | Boguszów-Gorce Wschód ↓ | 12.35 | | | | | | | | | | | 14.42 | | | | |
| 86,721 | Boguszów-Gorce ↓ | 12.38 | | | | | | | 13.53 | | | | 14.45 | | | | |
| 89,560 | Boguszów-Gorce Zachód ↓ | 12.42 | | | | | | | | | | | 14.49 | | | | |
| 94,100 | Witków Śląski ↓ | 12.46 | | | | | | | | | | | 14.54 | | | | |
| 100,051 | Sędziszów 247 p | 12.52 | | 13.08 | | | 13.28 | | 14.03 | | | | 15.00 | | | | |
| | Sędziszów 247 o | | | | | | | | | | | | 15.12 | | | | |
| | Královec 247 p | | | | | | | | | | | | 15.39 | | | | |

| | 1 | 2 | 3 | 4 | 5 | 6 | 7 | 8 | 9 | 10 | 11 | 12 | 13 | 14 | 15 | 16 | 17 | 18 | |
|------------------------------------|--------------|---------------------|--------------|-------------------|-------------|-------------|-----------------|--------------|---------------------|--------------|-------------|--------------|----|---------------------|--------------|--------------|-------------|--------------|-------|
| | D60 | D60 | D60 | IC | D61 | TLK | | D60 | D60 | D60 | D61 | D60 | | D60 | D60 | D60 | D61 | D60 | |
| Informacja o pociągu | KD-66315 | KD-69269 E 2 | KD-69269 | I-5609 2 R | KD-2663 | I-36107 | | KD-66075 | KD-69107 E 2 | KD-69107 | KD-2665 | KD-69107 | | KD-69273 E 2 | KD-66319 | KD-69273 | KD-2667 | KD-69273 | |
| km | 10 | 4 | 10 | 1 | 2 11 | | | 5 | | | 5 | 2 7 | 5 | | 4 | 10 | 10 | 2 7 | 10 |
| Královec | 247 o | < | < | < | < | < | | < | < | < | < | < | < | 14.13 | | | | | |
| Sędziszów | 247 p | < | < | < | < | < | | < | < | < | < | < | < | 14.40 | | | | | |
| 100,051 Sędziszów | 247 o | | 12.53 | 13.12 | | 13.33 | | | 14.04 | | | | | 15.01 | | | | | |
| 106,390 Marciszów | | | 12.59 | | | | | | 14.10 | | | | | 15.06 | | | | | |
| 109,085 Ciechanowice | | | 13.02 | | | | | | | | | | | 15.09 | | | | | |
| 114,788 Janowice Wielkie | | | 13.08 | | | | | | 14.17 | | | | | 15.15 | | | | | |
| 118,208 Trzcіńsko | | | 13.11 | | | | | | | | | | | 15.19 | | | | | |
| 121,961 Wojanów | | | 13.15 | | | | | | | | | | | 15.22 | | | | | |
| 127,016 Jelenia Góra | 255 p | | 13.20 | 13.33 | | 13.55 | | | 14.26 | | | | | 15.27 | | | | | |
| 128,346 Jelenia Góra Zabórze | 255 o | 13.30 | 13.30 | 13.30 | | | | 14.35 | 14.31 | 14.35 | | | | 15.30 | 15.40 | 15.40 | | | |
| 131,602 Jelenia Góra Zachodnia | | < | 13.33 | 13.37 | | | | < | 14.33 | 14.42 | | | | 15.33 | < | 15.47 | | | |
| 133,353 Jelenia Góra Przemysłowa ▲ | | < | 13.38 | 13.44 | | | | < | | | | | | 15.38 | < | | | | 15.54 |
| 136,005 Jelenia Góra Cieplice | | < | 13.41 | 13.46 | | | | < | | | | | | 15.41 | < | | | | 15.56 |
| 138,154 Jelenia Góra Orle | | < | 13.45 | 13.52 | | | | < | 14.44 | | | | | 15.45 | < | | | | 16.02 |
| 139,762 Jelenia Góra Sobieszów | | < | 13.48 | 13.57 | | | ZKA do Tanvaldu | < | | | | | | 15.49 | < | | | | 16.07 |
| 142,083 Piechowice Dolne ▲ | | < | 13.56 | 14.01 | D61 | | | < | 14.50 | D61 | | | | 15.52 | < | | | | 16.11 |
| 143,817 Piechowice | | < | 13.59 | 14.06 | KD-2663 | | | < | | | | | | 15.55 | < | | | | 16.16 |
| 147,783 Górzyniec ▲ | | < | 14.02 | 14.10 | KD-2677 | | | < | 15.01 | KD-2665 | | | | 15.58 | < | | | | 16.20 |
| 153,302 Szklarska Poręba Dolna | | < | 14.08 | < | | | | < | | | | | | 16.03 | < | | | | 16.28 |
| 155,424 Szklarska Poręba Średnia | | < | 14.16 | 14.18 | | | | < | 15.14 | | | | | 16.11 | < | | | | 16.32 |
| 156,424 Szklarska Poręba Średnia | | < | 14.21 | 14.22 | 3 | | | < | 15.19 | 3 | | | | 16.16 | < | | | | 16.32 |
| 158,939 Szklarska Poręba Górna | p | 14.08 | 14.25 | 14.30 | | | | 15.13 | 15.24 | | | | | 16.20 | 16.18 | | | | 16.40 |
| 161,563 Szklarska Poręba Huta | o | | | | 14.30 | 14.30 | | | | 15.30 | 15.30 | | | | | | 16.30 | 16.30 | 16.30 |
| 168,194 POLANA JAKUSZYCKA | p | | | | 14.34 | 14.33 | | | | 15.34 | 15.33 | | | | | | 16.34 | 16.33 | 16.33 |
| 173,639 Granica Państwa | o | | | | 14.44 | 14.44 | | | | 15.44 | 15.44 | | | | | | 16.44 | 16.44 | 16.44 |
| 174,810 HARRACHOV (CZ) | p | | | | 14.45 | 14.45 | | | | 15.45 | 15.45 | | | | | | 16.45 | 16.45 | 16.45 |
| Harrachov | o | | | | 14.55 | 14.54 | | | | 15.55 | 15.54 | | | | | | 16.55 | 16.54 | 16.54 |
| Liberec | p | | | | 14.57 | 14.54 | | | | 15.57 | 15.54 | | | | | | 16.57 | 16.54 | 16.54 |
| | | | | | 16.18 | 16.18 | | | | 17.18 | 17.18 | | | | | | 18.18 | 18.18 | 18.18 |

- 1 od 4.IV Gdynia Główna odj. 6.01; poza tym w dniach 9 - 20.III, 12 - 26.V Wałbrzych Miasto przyj. 12.35, a od 1.V Sędziszów przyj. 13.11;
- 2 w Harrachovie autobusy ZKA zatrzymują się na przystankach Sklárna i Nový Svět, U Motejlků;
- 3 kursuje codziennie do 15.III i od 23.V, w © w okresie 21.III - 25.IV oraz 2, 3.IV, 16, 17.V;
- 4 na odcinku Jelenia Góra - Szklarska Poręba Górna kursuje codziennie do 6.IV;
- 5 do Jeleniej Góry kursuje w ©, a do Szklarskiej Poręby Górnej do 6.IV w ©;
- 6 do 30.IV Wałbrzych Fabryczny odj. 13.09, Wałbrzych Główny przyj. 13.15;
- 7 kursuje w © w okresie 26.IV - 10.V oraz 8.V;
- 8 kursuje codziennie do 25.IV i od 16.V;
- 9 od 1.V Sędziszów przyj. 13.32;
- 10 kursuje codziennie od 7.IV;
- 11 kursuje 26.IV - 15.V;

Zastępcza Komunikacja Autobusowa
Lokalizacje przystanków ZKA za pociągi KD na str. 222-223

| Warszawa Wschodnia / Gdynia Główna* Warszawa Centralna / Poznań Główny* Wrocław Główny 200, 220, 280 p | | o | 9.09 | | | | | | | | | | | | | | | | | | | |
|--|------------------------------|-------|-----------------------------|-----------------------------|---|-----------------------------|---|------------------------|---|-----------------------------|---|-----------------------------|------------------------------|---------------------------------|----|----|----|----|----|----|----|----|
| Informacja o pociągu | | | IC | D6 | | D6 | | D60 | | D6 | | D6 | D6 | D40 | | | | | | | | |
| km | | | I-1639 1-2 ♣♣* K 2 | KD-69275 E 2 ♣♣* 1 | | KD-69277 E 2 ♣♣* 3 | | KD-69279 E 2 ♣♣* | | KD-69281 E 2 ♣♣* 3 | | KD-69283 E 2 ♣♣* 8 | KD-69283 E 2 ♣♣* 13 | KD-66253 KD-66252 ♣♣* | | | | | | | | |
| 0 | WROCLAW GŁÓWNY | o | 13.57 | 14.06 | | 14.39 | | 15.10 | | 15.40 | | 15.55 | | 16.08 | | | | | | | | |
| 4,614 | Wrocław Grabiszyn | | ↓ | 14.12 | | 14.45 | | 15.16 | | 15.46 | | 16.01 | | 16.14 | | | | | | | | |
| 6,409 | Wrocław Zachodni | | ↓ | 14.14 | | 14.48 | | 15.18 | | 15.48 | | 16.03 | | | | | | | | | | |
| 9,613 | Mokronos Górny | | ↓ | 14.17 | | 14.51 | | 15.21 | | 15.51 | | 16.06 | | | | | | | | | | |
| 11,668 | Smolec | | ↓ | 14.20 | | 14.54 | | 15.24 | | 15.54 | | 16.09 | | 16.19 | | | | | | | | |
| 15,994 | Sadowice Wrocławskie | | ↓ | 14.24 | | 14.58 | | 15.28 | | 15.58 | | 16.13 | | | | | | | | | | |
| 21,573 | Kąty Wrocławskie | | ↓ | 14.31 | | 15.03 | | 15.33 | | 16.03 | | 16.18 | | 16.26 | | | | | | | | |
| 30,818 | Mietków | | ↓ | 14.37 | | 15.09 | | 15.38 | | 16.09 | | 16.24 | | 16.32 | | | | | | | | |
| 37,056 | Imbramowice | | ↓ | 14.42 | | 15.14 | | 15.43 | | 16.14 | | 16.29 | | | | | | | | | | |
| 43,820 | Żarów | ↓ | ↓ | 14.47 | | 15.19 | | 15.48 | | 16.19 | | 16.34 | | 16.41 | | | | | | | | |
| 49,343 | Jaworzyna Śląska | 235 p | 14.27 | 14.51 | | 15.24 | | 15.53 | | 16.24 | | 16.39 | | 16.45 | | | | | | | | |
| 58,749 | Świebodzice | o | 14.29 | 14.55 | | 15.25 | | 15.54 | | 16.25 | | 16.40 | | 16.53 | | | | | | | | |
| 67,138 | Wałbrzych Szczawienko | ↓ | 14.37 | 15.03 | | 15.32 | | 16.01 | | 16.32 | | 16.47 | | | | | | | | | | |
| 71,014 | Wałbrzych Miasto | p | 14.50 | 15.13 | | 15.43 | | 16.10 | | 16.42 | | 16.58 | | cd. tab. 235 | | | | | | | | |
| 72,658 | Wałbrzych Centrum | o | 15.02 | 15.17 | | 15.47 | | 16.14 | | 16.46 | | 17.02 | | | | | | | | | | |
| 75,774 | Wałbrzych Fabryczny | ↓ | ↓ | 15.26 | | | | 16.15 | | | | 17.03 | | | | | | | | | | |
| 77,658 | Wałbrzych Centrum | o | ↓ | 15.29 | | | | 16.18 | | | | 17.06 | | | | | | | | | | |
| 75,774 | Wałbrzych Fabryczny | ↓ | ↓ | 15.32 | | | | 16.21 | | | | 17.12 | | | | | | | | | | |
| 80,120 | Wałbrzych Główny | 245 p | 15.12 | 15.37 | | | | 16.26 | | | | 17.18 | | | | | | | | | | |
| 85,078 | Boguszów-Gorce Wschód | p | 15.17 | 15.40 | | | | 16.29 | | | | 17.18 | | | | | | | | | | |
| 85,078 | Boguszów-Gorce Wschód | p | ↓ | 15.46 | | | | 16.35 | | | | 17.21 | 17.32 | | | | | | | | | |
| 85,078 | Boguszów-Gorce Wschód | o | ↓ | < | | | | < | | | | 17.27 | 17.38 | | | | | | | | | |
| 87,983 | Boguszów-Gorce Dzikowiec ▲ | ↓ | ↓ | < | | | | < | | | | < | < | | | | | | | | | |
| 89,843 | Unisław Śląski ▲ | ↓ | ↓ | < | | | | < | | | | < | < | | | | | | | | | |
| 95,376 | MIEROSZÓW | p | ↓ | < | | | | < | | | | < | < | | | | | | | | | |
| 99,906 | Granica Państwa | o | ↓ | < | | | | < | | | | < | < | | | | | | | | | |
| 101,844 | MEZIMĚSTÍ (CZ) | p | ↓ | < | | | | < | | | | < | < | | | | | | | | | |
| | Meziměstí | o | ↓ | < | | | | < | | | | < | < | | | | | | | | | |
| | Adršpach | p | ↓ | < | | | | < | | | | < | < | | | | | | | | | |
| 85,078 | Boguszów-Gorce Wschód | o | ↓ | 15.49 | | | | 16.38 | | | | 17.28 | 17.41 | | | | | | | | | |
| 86,721 | Boguszów-Gorce | ↓ | ↓ | 15.51 | | | | 16.41 | | | | 17.30 | 17.43 | | | | | | | | | |
| 89,560 | Boguszów-Gorce Zachód | ↓ | ↓ | 15.54 | | | | 16.44 | | | | 17.33 | 17.46 | | | | | | | | | |
| 94,100 | Witków Śląski | ↓ | ↓ | 15.58 | | | | 16.48 | | | | 17.38 | 17.50 | | | | | | | | | |
| 100,051 | Sędziszów | 247 p | 15.38 | 16.03 | | | | 16.53 | | | | 17.43 | 17.56 | | | | | | | | | |
| | Sędziszów | 247 o | ↓ | < | | | | 17.11 | | | | < | < | | | | | | | | | |
| | Královec | 247 p | ↓ | < | | | | 17.38 | | | | < | < | | | | | | | | | |
| | | | | | 1 | 2 | 3 | 4 | 5 | 6 | 7 | 8 | 9 | 10 | 11 | 12 | 13 | 14 | 15 | 16 | 17 | 18 |

WILHELM ROTKIEWICZ
do Bielawy Zachodniej

| | 1 | 2 | 3 | 4 | 5 | 6 | 7 | 8 | 9 | 10 | 11 | 12 | 13 | 14 | 15 | 16 | 17 | 18 |
|------------------------------------|-------|---|-----------------------------------|---------------------|-------------|-----------------------------------|---|---|--------------|---------------------|--------------|--------------------|-------------|-------|---------------------|---------------------|----|----|
| Informacja o pociągu | | IC | IC | D6 | D61 | IC | | | D60 | D60 | D60 | D61 | D61 | | D6 | D6 | | |
| km | | I-1639 1-2 / K 7 | I-1639 1-2 11 | KD-69275 E 2 | KD-2669 | I-1639 1-2 11 | | | KD-66323 | KD-69279 E 2 | KD-69279 | KD-2671 E 2 | KD-2671 | | KD-69283 E 2 | KD-69283 E 2 | | |
| | | | | | | | | | 12 | 6 | 12 | 10 | 4 14 | | 8 | 13 | | |
| Královec | 247 o | < | < | < | | | | | | 16.13 | | | | | < | < | | |
| Sędziszów | 247 p | < | < | < | | | | | | 16.40 | | | | | < | < | | |
| 100,051 Sędziszów | 247 o | 15.39 | | | 16.04 | | | | | 16.54 | | | | | 17.44 | 17.57 | | |
| 106,390 Marciszów | | | | | 16.09 | | | | | 17.00 | | | | | 17.50 | 18.02 | | |
| 109,085 Ciechanowice | | | | | 16.12 | | | | | 17.03 | | | | | 17.53 | 18.05 | | |
| 114,788 Janowice Wielkie | | | | | 16.18 | | | | | 17.09 | | | | | 17.59 | 18.11 | | |
| 118,208 Trzczańskie | | | | | 16.21 | | | | | 17.13 | | | | | 18.03 | 18.15 | | |
| 121,961 Wojanów | | | | | 16.24 | | | | | 17.16 | | | | | 18.06 | 18.18 | | |
| 127,016 Jelenia Góra | 255 p | 16.00 | | | 16.30 | | | | | 17.21 | | | | | 18.12 | 18.24 | | |
| 128,346 Jelenia Góra Zabrze | 255 o | 16.10 | 16.25 | | | | | | 17.30 | 17.26 | 17.30 | | | | | | | |
| 131,602 Jelenia Góra Zachodnia | | < | < | | | | | | < | 17.29 | 17.37 | | | | | | | |
| 133,353 Jelenia Góra Przemysłowa ▲ | | < | < | | D61 | | | | < | 17.34 | 17.44 | | | | | | | |
| 136,005 Jelenia Góra Cieplice | | 16.31 | 16.38 | | KD-2669 | | | | < | 17.37 | 17.46 | | | | | | | |
| 138,154 Jelenia Góra Orle | | < | < | | KD-2679 | | | | < | 17.41 | 17.52 | | | | | | | |
| 139,762 Jelenia Góra Sobieszów | | < | < | | 2 | | | | < | 17.45 | 17.57 | | | | | | | |
| 142,083 Piechowice Dolne ▲ | | < | < | | | | | | < | 17.48 | 18.01 | | | | | | | |
| 143,817 Piechowice | | 16.47 | 16.57 | | | | | | < | 17.52 | 18.06 | | | | | | | |
| 147,783 Górzyniec ▲ | | < | p | | | | | | < | 18.00 | 18.10 | | | | | | | |
| 153,302 Szklarska Poręba Dolna | | 16.56 | | | | | | | < | 18.05 | < | | | | | | | |
| 156,424 Szklarska Poręba Średnia | | 17.01 | | | | | | | < | 18.13 | 18.18 | | | | | | | |
| 158,939 Szklarska Poręba Górna | p | 17.07 | | | | | | | < | 18.18 | 18.22 | | | | | | | |
| 161,563 Szklarska Poręba Huta | o | | | | | | | | 18.08 | 18.23 | 18.30 | | | | | | | |
| 168,194 POLANA JAKUSZYCKA | o | | | | 17.30 | 17.30 | | | | | | | | 18.30 | 18.30 | | | |
| 173,639 Granica Państwa | o | | | | 17.34 | 17.33 | | | | | | | | 18.34 | 18.33 | | | |
| 174,810 HARRACHOV (CZ) | p | | | | 17.44 | 17.44 | | | | | | | | 18.44 | 18.44 | | | |
| Harrachov | o | | | | 17.45 | 17.45 | | | | | | | | 18.45 | 18.45 | | | |
| Liberec | p | | | | 17.55 | 17.54 | | | | | | | | 18.55 | 18.54 | | | |
| | | | | | 17.57 | 17.54 | | | | | | | | 19.00 | 18.54 | | | |
| | | | | | 19.18 | 19.18 | | | | | | | | 20.18 | 20.18 | | | |

- 1** w dniach 9 - 19.III, 12 - 26.V Wałbrzych Szczawienko odj. 15.21, Wałbrzych Miasto przyj. 15.25; ponadto do 30.IV Wałbrzych Miasto odj. 15.30, Wałbrzych Centrum 15.32, Wałbrzych Fabryczny 15.37, Wałbrzych Główny 15.42/15.42, Boguszów-Gorce Wschód przyj. 15.49;
- 2** od 31.III Warszawa Wschodnia odj. 9.41, Warszawa Centralna 9.52, a w dniach 9 - 19.III, 12 - 26.V Wałbrzych Miasto przyj. 14.56;
- 3** w okresie 9 - 19.III, 12 - 26.V Wałbrzych Szczawienko odj. 15.50, Wałbrzych Miasto przyj. 15.55;
- 4** w Harrachovie autobusy ZKA zatrzymują się na przystankach Sklárna i Nový Svět, U Motejlků;
- 5** kursuje codziennie do 15.III i od 23.V, w © w okresie 21.III - 25.IV oraz 2, 3.IV, 16, 17.V;
- 6** na odcinku Jelenia Góra - Szklarska Poręba Górna kursuje codziennie do 6.IV;
- 7** na odcinku Jelenia Góra - Szklarska Poręba Górna kursuje codziennie od 7.IV;
- 8** na odcinku Wałbrzych Główny - Jelenia Góra kursuje codziennie do 30.IV;
- 9** kursuje w © w okresie 26.IV - 10.V oraz 8.V;
- 10** kursuje codziennie do 25.IV i od 16.V;
- 11** kursuje codziennie do 6.IV;
- 12** kursuje codziennie od 7.IV;
- 13** kursuje codziennie od 1.V;
- 14** kursuje 26.IV - 15.V;

Zastępcza Komunikacja Autobusowa
Lokalizacje przystanków ZKA za pociągi KD na str. 222-223

| Warszawa Wschodnia / Gdynia Główna* Warszawa Centralna / Poznań Główny* Wrocław Główny 200, 220, 280 p | | | | 13.09 13.20 17.09 | | 13.09 13.20 17.36 | | | | | | | | | | | | | | |
|--|------------------------------|-------|-------|-------------------------------------|---------------------------------|-------------------------|---|-------------------------------|---|---|---|--------------------------|----|----|-------------------------------|----|----|------------------------------------|----|----|
| Informacja o pociągu | | D6 | | IC | D60 | IC | | D6 | | | | D6 | | | D6 | | | D64 | | |
| KD-69285 E 2 ♣ ♣ * Ⓣ 4 | | | | I-1643 E 1-2 Ⓜ ♣ ♣ ♣ * K 2 | KD-69111 E 2 ♣ ♣ * K 7 | | | KD-69287 E 2 ♣ ♣ * 3 | | | | KD-69289 E 2 ♣ ♣ * | | | KD-69291 E 2 ♣ ♣ * Ⓣ | | | KD-69113 KD-69112 ♣ ♣ * Ⓣ | | |
| km | | | | | | | | | | | | | | | | | | | | |
| 0 | WROCLAW GŁÓWNY | o | 16.35 | 17.15 | 17.25 | 17.40 | | 17.50 | | | | 18.34 | | | 19.05 | | | 19.24 | | |
| 4,614 | Wrocław Grabiszyn | | 16.41 | | 17.31 | | | 17.56 | | | | 18.40 | | | 19.11 | | | 19.29 | | |
| 6,409 | Wrocław Zachodni | | 16.43 | | | | | 17.59 | | | | 18.42 | | | 19.13 | | | | | |
| 9,613 | Mokronos Górny | | 16.46 | | | | | 18.02 | | | | 18.45 | | | 19.16 | | | | | |
| 11,668 | Smolec | | 16.49 | | | | | 18.05 | | | | 18.48 | | | 19.19 | | | | | |
| 15,994 | Sadowice Wrocławskie | | 16.53 | | | | | 18.10 | | | | 18.52 | | | 19.22 | | | | | |
| 21,573 | Kąty Wrocławskie | | 16.58 | | 17.41 | | | 18.14 | | | | 18.57 | | | 19.27 | | | 19.40 | | |
| 30,818 | Mietków | | 17.04 | | | | | 18.20 | | | | 19.03 | | | | | | | | |
| 37,056 | Imbramowice | | 17.09 | | | | | 18.24 | | | | 19.08 | | | p | | | | | |
| 43,820 | Żarów | ↓ | 17.14 | | 17.54 | | | 18.29 | | | | 19.13 | | | | | | 19.54 | | |
| 49,343 | Jaworzyna Śląska | 235 p | 17.19 | 17.45 | 17.58 | 18.09 | | 18.33 | | | | 19.18 | | | | | | 19.58 | | |
| 58,749 | Świebodzice | o | 17.20 | 17.47 | 18.00 | 18.11 | | 18.34 | | | | 19.19 | | | | | | 20.04 | | |
| 67,138 | Wałbrzych Szczawienko | ↓ | 17.27 | 17.56 | 18.10 | 18.22 | | 18.42 | | | | 19.26 | | | | | | < | | |
| 71,014 | Wałbrzych Miasto | p | 17.38 | | 18.20 | | | 18.54 | | | | 19.36 | | | | | | cd. tab. | | |
| 72,658 | Wałbrzych Centrum | o | 17.42 | 18.09 | 18.24 | 18.35 | | 18.58 | | | | 19.41 | | | | | | 235 | | |
| 75,774 | Wałbrzych Fabryczny | ↓ | | 18.14 | 18.25 | 18.40 | | 19.02 | | | | 19.42 | | | | | | do Głuszycy przez Zagórze Śląskie | | |
| 80,120 | Wałbrzych Główny | 245 p | | 18.24 | 18.37 | 18.51 | | 19.04 | | | | 19.44 | | | | | | | | |
| 85,078 | Boguszów-Gorce Wschód | p | | 18.27 | 18.41 | 18.59 | | 19.08 | | | | 19.48 | | | | | | | | |
| 85,078 | Boguszów-Gorce Wschód | o | | | | | | 19.14 | | | | 19.54 | | | | | | | | |
| 87,983 | Boguszów-Gorce Dzikowiec ▲ | ↓ | | | | | | 19.14 | | | | 19.57 | | | | | | | | |
| 89,843 | Unisław Śląski ▲ | ↓ | | | | | | 19.14 | | | | 20.03 | | | | | | | | |
| 95,376 | MIEROSZÓW | p | | | | | | | | | | | | | | | | | | |
| 99,906 | Granica Państwa | ↓ | | | | | | | | | | | | | | | | | | |
| 101,844 | MEZIMĚSTÍ (CZ) | p | | | | | | | | | | | | | | | | | | |
| | Meziměstí | o | | | | | | | | | | | | | | | | | | |
| | Adršpach | p | | | | | | | | | | | | | | | | | | |
| 85,078 | Boguszów-Gorce Wschód | o | | | | | | | | | | | | | | | | | | |
| 86,721 | Boguszów-Gorce | | | | 18.59 | | | | | | | 20.06 | | | | | | | | |
| 89,560 | Boguszów-Gorce Zachód | ↓ | | | | | | | | | | 20.11 | | | | | | | | |
| 94,100 | Witków Śląski | ↓ | | | | | | | | | | 20.14 | | | | | | | | |
| 100,051 | Sędziszów | 247 p | | 18.48 | 19.10 | 19.21 | | | | | | 20.19 | | | | | | | | |
| | Sędziszów | 247 o | | 19.15 | 19.15 | | | | | | | 20.24 | | | | | | | | |
| | Králavec | 247 p | | 19.42 | 19.42 | | | | | | | | | | | | | | | |
| | | | 1 | 2 | 3 | 4 | 5 | 6 | 7 | 8 | 9 | 10 | 11 | 12 | 13 | 14 | 15 | 16 | 17 | 18 |

| | 1 | 2 | 3 | 4 | 5 | 6 | 7 | 8 | 9 | 10 | 11 | 12 | 13 | 14 | 15 | 16 | 17 | 18 |
|------------------------------------|-----|---|---|--|---------------------------------|------------------------------|------------------------------|-----------------------------|------------------|--|----|----|---------------------|----|----|----|----|----|
| Informacja o pociągu | | | | IC | D60 | D60 | D61 | D61 | D60 | IC | | | D6 | | | | | |
| km | | | | I-1643 E 1-2 K 2 | KD-69111 E 2 6 | KD-66079 5 | KD-2673 2 5 | KD-2673 1 | KD-69111 | I-1643 E 1-2 K 7 | | | KD-69289 E 2 | | | | | |
| Królevec | 247 | o | | < | 18.32 | | | | | < | | | < | | | | | |
| Sędziszów | 247 | p | | < | 18.59 | | | | | < | | | < | | | | | |
| 100,051 Sędziszów | 247 | o | | 18.49 | 19.11 | | | | | 19.22 | | | 20.25 | | | | | |
| 106,390 Marciszów | | | | | 19.16 | | | | | | | | 20.31 | | | | | |
| 109,085 Ciechanowice | | | | | | | | | | | | | 20.34 | | | | | |
| 114,788 Janowice Wielkie | | | | | 19.23 | | | | | | | | 20.40 | | | | | |
| 118,208 Trzczańskie | | | | | | | | | | | | | 20.44 | | | | | |
| 121,961 Wojanów | | | | | | | | | | | | | 20.47 | | | | | |
| 127,016 Jelenia Góra | 255 | p | | 19.11 | 19.32 | | | | | 19.44 | | | 20.53 | | | | | |
| 128,346 Jelenia Góra Zabobrze | 255 | o | | | 19.33 | 19.40 | | | | 19.40 | | | | | | | | |
| 131,602 Jelenia Góra Zachodnia | | | | | 19.36 | < | | | | 19.47 | | | | | | | | |
| 133,353 Jelenia Góra Przemysłowa ▲ | | | | | | < | | | | < | | | | | | | | |
| 136,005 Jelenia Góra Cieplice | | | | | 19.46 | < | | | | 20.00 | | | | | | | | |
| 138,154 Jelenia Góra Orle | | | | | | < | | | | < | | | | | | | | |
| 139,762 Jelenia Góra Sobieszów | | | | | 19.52 | < | | | | 20.09 | | | | | | | | |
| 142,083 Piechowice Dolne ▲ | | | | | | < | | | | < | | | | | | | | |
| 143,817 Piechowice | | | | | 19.57 | < | | | | 20.17 | | | | | | | | |
| 147,783 Górzyniec ▲ | | | | | | < | | | | < | | | | | | | | |
| 153,302 Szklarska Poręba Dolna | | | | | 20.09 | < | | | | 20.25 | | | | | | | | |
| 156,424 Szklarska Poręba Średnia | | | | | 20.14 | < | | | | 20.29 | | | | | | | | |
| 158,939 Szklarska Poręba Górna | | p | | | 20.18 | 20.18 | | | | 20.34 | | | | | | | | |
| 161,563 Szklarska Poręba Huta | | o | | | | | 20.30 | | | 20.30 | | | | | | | | |
| 168,194 POLANA JAKUSZYCKA | | o | | | | | 20.34 | | | 20.33 | | | | | | | | |
| 173,639 Granica Państwa | | p | | | | | 20.44 | | | 20.44 | | | | | | | | |
| 174,810 HARRACHOV (CZ) | | o | | | | | 20.45 | | | 20.45 | | | | | | | | |
| Harrachov | | o | | | | | 20.54 | | | 20.54 | | | | | | | | |
| Liberec | | p | | | | | 20.57 | | | 20.54 | | | | | | | | |
| | | | | | | | 22.18 | | | 22.18 | | | | | | | | |

- 1** kursuje w © w okresie 26.IV - 10.V oraz 8.V (w Harrachovie autobusy ZKA zatrzymują się na przystankach Sklárna i Nový Svět, U Motejků);
- 2** kursuje codziennie od 31.III (do 30.IV Wałbrzych Główny odj. 18.30, a w dniach 16, 17, 23, 24.V Wałbrzych Miasto przyj. 18.13);
- 3** w dniach 9 - 19.III, 12 - 26.V Wałbrzych Szczawienko odj. 19.00, Wałbrzych Miasto 19.04/19.05 i dalej 3 minuty później;
- 4** w okresie 9 - 19.III, 12 - 26.V Wałbrzych Szczawienko odj. 17.45, Wałbrzych Miasto przyj. 17.50;
- 5** kursuje codziennie do 15.III i od 23.V, w © w okresie 21.III - 25.IV oraz 2, 3.IV, 16, 17.V;
- 6** na odcinku Jelenia Góra - Szklarska Poręba Górna kursuje codziennie do 6.IV;
- 7** kursuje codziennie do 30.III;

| | 1 | 2 | 3 | 4 | 5 | 6 | 7 | 8 | 9 | 10 | 11 | 12 | 13 | 14 | 15 | 16 | 17 | 18 | |
|---------------------------------------|-------|-----------------------------|---|-------------------------------------|------------------------------|---|---|--------------------------------|---|----|----|------------------------------|----------------------------------|----------------------------------|------------------------------|----|----|----|----------------------------------|
| Informacja o pociągu | | IC I-60101 1-2 | | D6/62 KD-69293 E 2 | TLK I-36103 1-2 | | | D6 KD-66293 2 | | | | IC I-1643 E 1-2 | D6 KD-69297 E 2 | D6 KD-69297 E 2 | IC I-1643 E 1-2 | | | | D6 KD-66299 E 2 |
| km | | * | | | 2 | | | | | | | 6 | 3 | 7 | 5 | | | | |
| Královec | 247 o | < | | < | < | | | < | | | | < | < | < | < | | | | < |
| Sędziszów | 247 p | < | | < | < | | | < | | | | < | < | < | < | | | | < |
| 100,051 Sędziszów | 247 o | 21.11 | | 21.34 | 21.45 | | | 22.25 | | | | 23.23 | 23.45 | 23.50 | 0.01 | | | | 0.53 |
| 106,390 Marciszów | | | | 21.39 | | | | 22.31 | | | | | 23.51 | 23.56 | | | | | 0.58 |
| 109,085 Ciechanowice | | | | 21.43 | | | | 22.34 | | | | | 23.54 | 23.59 | | | | | |
| 114,788 Janowice Wielkie | | | | 21.48 | | | | 22.41 | | | | | 0.00 | 0.05 | | | | | 1.06 |
| 118,208 Trzcianko | | | | 21.52 | | | | 22.44 | | | | | 0.03 | 0.08 | | | | | |
| 121,961 Wojanów | | | | 21.55 | | | | 22.48 | | | | | 0.06 | 0.11 | | | | | |
| 127,016 Jelenia Góra | 255 p | 21.33 | | 22.00 | 22.08 | | | 22.54 | | | | 23.45 | 0.12 | 0.17 | 0.23 | | | | 1.16 |
| 128,346 Jelenia Góra Zabobrze | 255 o | | | 22.02 | | | | | | | | | | | | | | | |
| 131,602 Jelenia Góra Zachodnia | | | | < | | | | | | | | | | | | | | | |
| 133,353 Jelenia Góra Przemysłowa ▲ | | | | | | | | | | | | | | | | | | | |
| 136,005 Jelenia Góra Cieplice | | | | | | | | | | | | | | | | | | | |
| 138,154 Jelenia Góra Orle | | | | | | | | | | | | | | | | | | | |
| 139,762 Jelenia Góra Sobieszów | | | | | | | | | | | | | | | | | | | |
| 142,083 Piechowice Dolne ▲ | | | | | | | | | | | | | | | | | | | |
| 143,817 Piechowice | | | | | | | | | | | | | | | | | | | |
| 147,783 Górzyniec ▲ | | | | | | | | | | | | | | | | | | | |
| 153,302 Szklarska Poręba Dolna | | | | | | | | | | | | | | | | | | | |
| 156,424 Szklarska Poręba Średnia | | | | | | | | | | | | | | | | | | | |
| 158,939 Szklarska Poręba Górna | p | | | | | | | | | | | | | | | | | | |
| 161,563 Szklarska Poręba Huta | o | | | | | | | | | | | | | | | | | | |
| 168,194 POLANA JAKUSZYCKA | p | | | | | | | | | | | | | | | | | | |
| 173,639 Granica Państwa | o | | | | | | | | | | | | | | | | | | |
| 174,810 HARRACHOV (CZ) | p | | | | | | | | | | | | | | | | | | |
| Harrachov | o | | | | | | | | | | | | | | | | | | |
| Liberec | p | | | | | | | | | | | | | | | | | | |





- 1** od 4.IV Gdynia Główna odj. 13.58; poza tym w dniach 9 - 19.III, 12 - 26.V Wałbrzych Miasto przyj. 20.35;
2 od 1.V Wałbrzych Główny odj. 21.26, Sędziszów 21.48/21.49, Jelenia Góra przyj. 22.11;
3 na odcinku Wałbrzych Główny - Jelenia Góra kursuje codziennie do 30.IV/1.V;
4 z Brzegu kursuje w , a od Wrocławia Głównego codziennie;
5 kursuje codziennie do 30/31.III;
6 kursuje codziennie od 31.III;
7 kursuje codziennie od 1/2.V;

240

HARRACHOV (CZ) - SZKLARSKA PORĘBA - JELENIA GÓRA

MEZIMĚSTÍ (CZ) - MIEROSZÓW

- WAŁBRZYCH - WROCLAW

| Liberec Harrachov | | o p | | | | | | | | | | | | | | | | | | |
|----------------------|-------------------------------|--------|---|--------------------------|------|--|---|--|---|--------------------------|---|--|----|---|----|----|----|----|----|----|
| Informacja o pociągu | | | | D6 | | IC | | IC | | D6 | | D6 | | TLK | | | | | | |
| km | | | | KD-69202 E 2 ♣ ♣ * | | I-6146 E 1-2  ♣ ✕ ♣ * | | I-6146 E 1-2  ♣ ✕ ♣ * | | KD-69206 E 2 ♣ ♣ * | | KD-60402 2  ♣ ♣ * | | I-63102 1-2  K | | | | | | |
| 0 | HARRACHOV (CZ) | o | | | | | | | | | | | | | | | | | | |
| 1,171 | Granica Państwa | ↓ | | | | | | | | | | | | | | | | | | |
| 6,616 | POLANA JAKUSZYCKA | p | | | | | | | | | | | | | | | | | | |
| 13,247 | Szklarska Poręba Huta | ↓ | | | | | | | | | | | | | | | | | | |
| 15,871 | Szklarska Poręba Górna | p | | | | | | | | | | | | | | | | | | |
| 18,386 | Szklarska Poręba Średnia | o | | | | | | | | | | | | | | | | | | |
| 21,508 | Szklarska Poręba Dolna | o | | | | | | | | | | | | | | | | | | |
| 27,027 | Górzyniec ▲ | o | | | | | | | | | | | | | | | | | | |
| 30,993 | Piechowice | o | | | | | | | | | | | | | | | | | | |
| 32,727 | Piechowice Dolne ▲ | o | | | | | | | | | | | | | | | | | | |
| 35,048 | Jelenia Góra Sobieszów | o | | | | | | | | | | | | | | | | | | |
| 36,656 | Jelenia Góra Orle | o | | | | | | | | | | | | | | | | | | |
| 38,805 | Jelenia Góra Cieplice | o | | | | | | | | | | | | | | | | | | |
| 41,457 | Jelenia Góra Przemysłowa ▲ | o | | | | | | | | | | | | | | | | | | |
| 43,208 | Jelenia Góra Zachodnia | o | | | | | | | | | | | | | | | | | | |
| 46,464 | Jelenia Góra Zabobrze | 255 ↓ | | | | | | | | | | | | | | | | | | |
| 47,794 | Jelenia Góra | 255 ↓ | | | | | | | | | | | | | | | | | | |
| 52,849 | Wojanów | o | | | 3.52 | | | | | 4.57 | | 5.17 | | | | | | | | |
| 56,602 | Trzczańsko | o | | | 3.57 | | | | | 5.02 | | | | | | | | | | |
| 60,022 | Janowice Wielkie | o | | | 4.01 | | | | | 5.06 | | | | | | | | | | |
| 65,725 | Ciechanowice | o | | | 4.04 | | | | | 5.09 | | 5.28 | | | | | | | | |
| 68,420 | Marciszów | ↓ | | | 4.09 | | | | | 5.15 | | | | | | | | | | |
| 74,759 | Sędziszów | 247 p | | | 4.12 | | | | | 5.18 | | 5.36 | | | | | | | | |
| | Sędziszów | 247 p | | | 4.18 | | | | | 5.23 | | 5.42 | | | | | | | | |
| | Sędziszów | 247 o | | | < | | | | | < | | < | | | | | | | | |
| | Královec | 247 p | | | < | | | | | < | | < | | | | | | | | |
| | Královec | 247 o | | | < | | | | | < | | < | | | | | | | | |
| | Sędziszów | 247 p | | | < | | | | | < | | < | | | | | | | | |
| 74,759 | Sędziszów | 247 o | | | 4.19 | | | | | 5.24 | | 5.42 | | | | | | | | |
| 80,710 | Witków Śląski | o | | | 4.25 | | | | | 5.30 | | | | | | | | | | |
| 85,250 | Boguszów-Gorce Zachód | o | | | 4.30 | | | | | 5.35 | | | | | | | | | | |
| 88,089 | Boguszów-Gorce | ↓ | | | 4.33 | | | | | 5.39 | | 5.54 | | | | | | | | |
| 89,732 | Boguszów-Gorce Wschód | p | | | 4.35 | | | | | 5.41 | | | | | | | | | | |
| | | | 1 | 2 | 3 | 4 | 5 | 6 | 7 | 8 | 9 | 10 | 11 | 12 | 13 | 14 | 15 | 16 | 17 | 18 |

| | 1 | 2 | 3 | 4 | 5 | 6 | 7 | 8 | 9 | 10 | 11 | 12 | 13 | 14 | 15 | 16 | 17 | 18 |
|-------------------------------------|-----------------|--------------------------------|---|---|--------------------------------|---|--------------------------------|----------------------------------|--------------------------------|----------------------------------|------|--------------------------------|----------|---------------------------|--------------------------------|------------------------------|--------------------------------|--|
| Informacja o pociągu | | D6 KD-69200 E 2 ♣ ♣ * | | | D6 KD-69202 E 2 ♣ ♣ * | | D6 KD-69204 E 2 ♣ ♣ * | IC I-6146 E 1-2 ♣ ✕ ♣ * | D6 KD-69204 E 2 ♣ ♣ * | IC I-6146 E 1-2 ♣ ✕ ♣ * | | D6 KD-69206 E 2 ♣ ♣ * | | D6 KD-60402 ♣ ♣ * 2 | D6 KD-69210 E 2 ♣ ♣ * | TLK I-63102 ♣ 1-2 K | D6 KD-69212 E 2 ♣ ♣ * | D40 KD-66231 KD-66230 ♣ ♣ * 2 |
| km | | | | | | | | | | | | | | | | | | |
| Adršpach | o | | | | | | | | | | | | | | | | | |
| Meziměstí | p | | | | | | | | | | | | | | | | | |
| 0 MEZIMĚSTÍ (CZ) | p | | | | | | | | | | | | | | | | | |
| 1,938 Granica Państwa | ↓ | | | | | | | | | | | | | | | | | |
| 6,468 MIEROSZÓW | p | | | | | | | | | | | | | | | | | |
| 12,001 Unisław Śląski ▲ | o | | | | | | | | | | | | | | | | | |
| 13,861 Boguszów-Gorce Dzikowiec ▲ | ↓ | | | | | | | | | | | | | | | | | |
| 16,766 Boguszów-Gorce Wschód | p | | | | | | | | | | | | | | | | | |
| 89,732 Boguszów-Gorce Wschód | o | | | | 4.36 | | | | | | | 5.42 | | | | | | |
| 94,690 Wałbrzych Główny | 245 p | | | | 4.42 | | | 5.10 | | 5.21 | | 5.48 | | 6.01 | | 6.41 | | |
| 99,036 Wałbrzych Fabryczny | o | 3.47 | | | 4.42 | | 5.09 | 5.11 | 5.20 | 5.24 | | 5.49 | | 6.25 | 6.15 | 6.42 | | |
| 102,152 Wałbrzych Centrum | ↓ | 3.54 | | | 4.50 | | 5.16 | | 5.27 | | 5.57 | | | 6.23 | | | | |
| 103,796 Wałbrzych Miasto | p | 3.58 | | | 4.54 | | 5.20 | | 5.31 | | 6.01 | | cd. tab. | 6.27 | | | | |
| | o | 4.01 | | | 4.56 | | 5.22 | 5.24 | 5.34 | 5.37 | | 6.03 | 245 | 6.30 | 6.30 | 6.55 | | |
| 107,672 Wałbrzych Szczawienko | ↓ | 4.02 | | | 5.02 | | 5.23 | 5.25 | 5.35 | 5.41 | | 6.04 | | 6.31 | 6.31 | 6.56 | | |
| 116,061 Świebodzice | ↓ | 4.06 | | | 5.07 | | 5.27 | | 5.39 | | 6.09 | | D6 | 6.36 | 6.36 | | | z tab. |
| 125,467 Jaworzyna Śląska | 235 p | 4.16 | | | 5.16 | | 5.37 | 5.39 | 5.49 | 5.55 | | 6.19 | | 6.46 | 6.46 | 7.10 | | |
| | o | 4.23 | | | 5.23 | | 5.44 | 5.46 | 5.55 | 6.02 | | 6.25 | KD-69208 | 6.53 | 6.53 | 7.17 | | 7.19 |
| 130,990 Żarów | ↓ | 4.24 | | | 5.24 | | 5.45 | 5.50 | 5.56 | 6.07 | | 6.26 | E 2 | 6.54 | 6.54 | 7.18 | | 7.26 |
| 137,754 Imbramowice | ↓ | 4.28 | | | 5.28 | | 5.49 | | 6.00 | | 6.30 | | ♣ ♣ * | 6.58 | 6.58 | | | 7.31 |
| 143,992 Mietków | ↓ | 4.33 | | | 5.33 | | 5.54 | | 6.05 | | 6.35 | | ⊙ | 7.03 | 7.03 | cd. tab. | | |
| 153,237 Kąty Wrocławskie | ↓ | 4.38 | | | 5.38 | | 5.59 | | 6.10 | | 6.40 | | | 7.08 | 7.08 | 235 | | 7.41 |
| 158,816 Sadowice Wrocławskie | ↓ | 4.45 | | | 5.45 | | 6.06 | | 6.17 | | 6.47 | | | 7.05 | 7.15 | | 7.36 | 7.48 |
| 163,142 Smolec | ↓ | 4.49 | | | 5.49 | | 6.10 | | 6.21 | | 6.51 | | | 7.09 | 7.19 | | 7.40 | |
| 165,197 Mokronos Górny | ↓ | 4.53 | | | 5.53 | | 6.14 | | 6.25 | | 6.54 | | | 7.13 | 7.23 | | 7.44 | 7.55 |
| 168,401 Wrocław Zachodni | ↓ | 4.56 | | | 5.56 | | 6.16 | | 6.27 | | 6.57 | | | 7.15 | 7.26 | | 7.46 | |
| 170,196 Wrocław Grabiszyn | ↓ | 4.59 | | | 5.59 | | 6.19 | | 6.30 | | 7.00 | | | 7.19 | 7.29 | | 7.49 | |
| 174,810 WROCLAW GŁÓWNY | p | 5.02 | | | 6.02 | | 6.22 | | 6.33 | | 7.03 | | | 7.22 | 7.32 | | 7.52 | 8.01 |
| | o | 5.08 | | | 6.08 | | 6.28 | 6.23 | 6.39 | 6.39 | 7.09 | | | 7.28 | 7.38 | | 7.58 | 8.08 |
| Wrocław Główny | 200, 220, 280 o | | | | | | | 6.32 | | 6.58 | | | | | | | | |
| Warszawa Centralna / Poznań Główny* | p | | | | | | | 10.56 | | 10.56 | | | | | | | | |
| Warszawa Wschodnia / Gdynia Główna* | p | | | | | | | 11.19 | | 11.19 | | | | | | | | |

1 kursuje codziennie do 30.III (w dniach 21, 22.III kursuje do Warszawy Gdańskiej z pominięciem Warszawy Centralnej i Warszawy Wschodniej, Warszawa Gdańska przyj. 10.58);

2 kursuje codziennie od 31.III;

3 kursuje do 30.III w ⊙;

4 kursuje od 31.III w ⊙;

| | | 1 | 2 | 3 | 4 | 5 | 6 | 7 | 8 | 9 | 10 | 11 | 12 | 13 | 14 | 15 | 16 | 17 | 18 |
|---------|--|--------------------------|------|------------------------------------|--------------------------|---|--------------------------|---|-----------------------------------|---|-----------------------------------|--------------------------|----|--------------------------|----|----|----|--------------------------|----|
| | Informacja o pociągu | D6 | | IC I-66100 I-4511 1-2 | D6 | | D60 | | IC | | IC | D6 | | D6 | | | | D60 | |
| km | | KD-69214 E 2 ♣ ♣ * | | I-66100 I-4511 1-2 * 5 | KD-69216 E 2 ♣ ♣ * | | KD-69218 E 2 ♣ ♣ * | | I-6142 E 1-2 ♣ ♣ ♣ * K 1 | | I-6142 E 1-2 ♣ ♣ ♣ * K 7 | KD-69220 E 2 ♣ ♣ * | | KD-69120 E 2 ♣ ♣ * | | | | KD-69222 E 2 ♣ ♣ * | |
| | <i>Adršpach</i> | o | < | < | | | < | | < | | < | | | < | | | | < | |
| | <i>Meziměstí</i> | p | < | < | | | < | | < | | < | | | < | | | | < | |
| 0 | MEZIMĚSTÍ (CZ) | p | < | < | | | < | | < | | < | | | < | | | | < | |
| 1,938 | <i>Granica Państwa</i> | ↓ | < | < | | | < | | < | | < | | | < | | | | < | |
| 6,468 | MIEROSZÓW | p | < | < | | | < | | < | | < | | | < | | | | < | |
| 12,001 | Unisław Śląski ▲ | o | < | < | | | < | | < | | < | | | < | | | | < | |
| 13,861 | Boguszów-Gorce Dzikowiec ▲ | ↓ | < | < | | | < | | < | | < | | | < | | | | < | |
| 16,766 | Boguszów-Gorce Wschód | p | < | < | | | < | | < | | < | | | < | | | | < | |
| 89,732 | Boguszów-Gorce Wschód | o | 6.55 | | | | 8.10 | | | | | | | | | | | 10.11 | |
| 94,690 | Wałbrzych Główny | 245 p | 7.01 | 7.25 | | | 8.17 | | 8.30 | | 8.57 | | | 9.30 | | | | 10.17 | |
| | | o | 7.01 | 7.26 | | | 8.18 | | 8.34 | | 8.58 | | | 9.31 | | | | 10.17 | |
| 99,036 | Wałbrzych Fabryczny | | 7.09 | | | | 8.26 | | | | | | | | | | | 10.24 | |
| 102,152 | Wałbrzych Centrum | ↓ | 7.12 | | | | 8.29 | | | | | | | 9.42 | | | | 10.28 | |
| 103,796 | Wałbrzych Miasto | p | 7.15 | 7.39 | | | 8.32 | | 8.47 | | 9.12 | | | 9.45 | | | | 10.30 | |
| | | o | 7.16 | 7.44 | | | 8.36 | | 8.50 | | 9.13 | | | 9.47 | | | | 10.31 | |
| 107,672 | Wałbrzych Szczawienko | | 7.21 | | | | 8.41 | | | | | | | 9.51 | | | | 10.36 | |
| 116,061 | Świebodzice | ↓ | 7.31 | 7.57 | | | 8.50 | | 9.04 | | 9.26 | | | 10.00 | | | | 10.46 | |
| 125,467 | Jaworzyna Śląska | 235 p | 7.39 | 8.03 | | | 8.57 | | 9.11 | | 9.33 | | | 10.07 | | | | 10.53 | |
| | | o | 7.41 | 8.04 | | | 8.57 | | 9.13 | | 9.34 | | | 10.08 | | | | 10.54 | |
| 130,990 | Żarów | | 7.46 | | | | 9.01 | | | | | | | 10.13 | | | | 10.59 | |
| 137,754 | Imbramowice | | 7.51 | | | | 9.06 | | | | | | | | | | | 11.04 | |
| 143,992 | Mietków | | 7.56 | | | | 9.11 | | | | | | | | | | | 11.09 | |
| 153,237 | Kąty Wrocławskie | | 8.03 | | 8.28 | | 9.17 | | | | | 10.15 | | 10.27 | | | | 11.16 | |
| 158,816 | Sadowice Wrocławskie | | 8.08 | | 8.33 | | 9.21 | | | | | 10.19 | | | | | | 11.20 | |
| 163,142 | Smolec | | 8.11 | | 8.38 | | 9.24 | | | | | 10.23 | | | | | | 11.24 | |
| 165,197 | Mokronos Górny | | 8.14 | | 8.41 | | 9.27 | | | | | 10.25 | | | | | | 11.27 | |
| 168,401 | Wrocław Zachodni | | 8.17 | | 8.46 | | 9.30 | | | | | 10.28 | | | | | | 11.30 | |
| 170,196 | Wrocław Grabiszyn | ↓ | 8.20 | | 8.50 | | 9.33 | | | | | 10.31 | | 10.37 | | | | 11.33 | |
| 174,810 | WROCLAW GŁÓWNY | p | 8.26 | 8.35 | 8.57 | | 9.39 | | 9.44 | | 10.05 | 10.37 | | 10.44 | | | | 11.39 | |
| | <i>Wrocław Główny</i> 200, 220, 280 | o | | 8.57 | | | | | 9.47 | | 10.19 | | | | | | | | |
| | <i>Warszawa Centralna / Poznań Główny*</i> | p | | 10.29* | | | | | 14.40 | | 14.40 | | | | | | | | |
| | <i>Warszawa Wschodnia / Gdynia Główna*</i> | p | | 14.03* | | | | | 14.51 | | 14.51 | | | | | | | | |

- 1 kursuje codziennie do 30.III (w dniach 21, 22.III kursuje do Warszawy Gdańskiej z pominięciem Warszawy Centralnej i Warszawy Wschodniej, Warszawa Gdańska przyj. 14.44);
- 2 kursuje 26.IV - 15.V (w Harrachovie autobusy ZKA zatrzymują się na przystankach Nový Svět, U Motejlků i Sklárna);
- 3 na odcinku Szklarska Poręba Górna - Jelenia Góra kursuje codziennie do 6.IV;
- 4 na odcinku Szklarska Poręba Górna - Jelenia Góra kursuje codziennie do 7.IV;
- 5 w dniach 9.III - 3.IV Gdynia Główna przyj. 14.14;
- 6 kursuje codziennie do 25.IV i od 16.V;
- 7 kursuje codziennie od 31.III;
- 8 kursuje codziennie od 7.IV;
- 9 kursuje codziennie od 8.IV;
















Zastępcza Komunikacja Autobusowa
Lokalizacje przystanków ZKA za pociągi KD na str. 222-223

| Liberec | | o | 7.35 | 7.35 | | | | | | 8.35 | 8.35 | | | | | | 9.35 | 9.35 | | |
|----------------------|----------------------------|-------|---------|---------|----------|----------|----------|---|----------|----------|---------|-----------------|----------|----------|----|--------|---------|-----------------|--------|----|
| Harrachov | | p | 8.56 | 8.54 | | | | | | 9.56 | 9.54 | | | | | | 10.56 | 10.52 | | |
| Informacja o pociągu | | | D61 | D61 | D60 | D60 | D60 | | D6 | D60 | D61 | D61 | D60 | D60 | | IC | D61 | D61 | IC | |
| km | | | KD-2650 | KD-2652 | KD-69122 | KD-69122 | KD-66096 | | KD-69224 | KD-69226 | KD-2650 | KD-2654 | KD-69226 | KD-66312 | | I-6138 | KD-2650 | KD-2656 | I-6138 | |
| | | | | 2 | | E 2 | | | E 2 | | | 2 | E 2 | | | | | 2 | | |
| | | | 3 6 | 4 | 9 | 2 | 9 | | 8 | 8 | 3 10 | 7 | 5 | 8 | | 8 | 3 6 | 4 | K 5 | |
| 0 | HARRACHOV (CZ) | o | 8.56 | 8.57 | | | | | | | 9.56 | 9.57 | | | | | 10.56 | 10.57 | | |
| 1,171 | Granica Państwa | ↓ | | | | | | | | | | | | | | | | | | |
| 6,616 | POLANA JAKUSZYCKA | p | 9.06 | 9.06 | | | | | | | 10.06 | 10.06 | | | | | 11.06 | 11.06 | | |
| 13,247 | Szklarska Poręba Huta | o | 9.07 | 9.07 | | | | | | | 10.07 | 10.07 | | | | | 11.07 | 11.07 | | |
| 15,871 | Szklarska Poręba Górna | p | 9.19 | 9.17 | | | | | | | 10.19 | 10.17 | | | | | 11.19 | 11.17 | | |
| 15,871 | Szklarska Poręba Górna | p | 9.22 | 9.22 | | | | | | | 10.22 | 10.22 | | | | | 11.22 | 11.22 | | |
| 18,386 | Szklarska Poręba Średnia | o | | | 9.26 | 9.33 | 9.46 | | | | 10.19 | ZKA od Tanvaldu | 10.35 | 10.41 | | | 11.12 | ZKA od Tanvaldu | 11.27 | |
| 21,508 | Szklarska Poręba Dolna | o | | | 9.30 | 9.37 | < | | | | 10.23 | D60 | 10.39 | < | | | 11.19 | < | 11.31 | |
| 27,027 | Górzyniec ▲ | o | | | 9.35 | 9.42 | < | | | | 10.28 | < | 10.44 | < | | | 11.24 | < | 11.37 | |
| 30,993 | Piechowice | o | | | < | < | < | | | | < | KD-69226 | 10.52 | < | | | < | < | < | |
| 32,727 | Piechowice Dolne ▲ | o | | | 9.43 | 10.00 | < | | | | 10.36 | < | 10.58 | < | | | 11.33 | < | 11.50 | |
| 35,048 | Jelenia Góra Sobieszów | o | | | < | < | < | | | | 10.39 | < | 11.00 | < | | | < | < | < | |
| 36,656 | Jelenia Góra Orle | o | | | 9.50 | 10.05 | < | | | | 10.44 | 8 | 11.04 | < | | | < | < | < | |
| 38,805 | Jelenia Góra Cieplice | o | | | < | < | < | | | | 10.48 | < | 11.06 | < | | | < | < | < | |
| 41,457 | Jelenia Góra Przemysłowa ▲ | o | | | 10.00 | 10.10 | < | | | | 10.54 | < | 11.10 | < | | | 11.49 | < | 12.08 | |
| 43,208 | Jelenia Góra Zachodnia | o | | | < | < | < | | | | 10.59 | < | 11.14 | < | | | < | < | < | |
| 46,464 | Jelenia Góra Zabobrze | 255 ↓ | | | 10.14 | 10.21 | < | | | | 11.02 | < | 11.17 | < | | | < | < | < | |
| 47,794 | Jelenia Góra | 255 ↓ | | | 10.24 | 10.23 | 10.24 | | | | 11.09 | < | 11.22 | < | | | < | < | < | |
| 52,849 | Wojanów | o | | | | 10.32 | | | | | 11.19 | < | 11.25 | 11.19 | | | 12.09 | | 12.20 | |
| 56,602 | Trzczańsko | o | | | | | | | 10.40 | | | | 11.27 | | | | | | 12.24 | |
| 60,022 | Janowice Wielkie | o | | | | | | | 10.45 | | | | 11.32 | | | | | | < | |
| 65,725 | Ciechanowice | o | | | | | | | 10.48 | | | | 11.36 | | | | | | < | |
| 68,420 | Marciszów | o | | | | 10.41 | | | 10.52 | | | | 11.39 | | | | | | < | |
| 74,759 | Sędziszów | 247 p | | | | | | | 10.57 | | | | 11.45 | | | | | | 12.46 | |
| | Sędziszów | 247 o | | | | | | | 11.00 | | | | 11.48 | | | | | | < | |
| | Královec | 247 p | | | | | | | 10.54 | | | | 11.06 | | | | | | < | |
| | Královec | 247 o | | | | | | | | | | | 12.03 | | | | | | < | |
| | Sędziszów | 247 p | | | | | | | | | | | 12.30 | | | | | | < | |
| 74,759 | Sędziszów | 247 o | | | | 10.55 | | | | | | | 11.21 | | | | | | < | |
| 80,710 | Witków Śląski | o | | | | | | | 11.07 | | | | 11.48 | | | | | | 12.48 | |
| 85,250 | Boguszów-Gorce Zachód | o | | | | | | | 11.12 | | | | 12.00 | | | | | | < | |
| 88,089 | Boguszów-Gorce | o | | | | | | | 11.17 | | | | 12.05 | | | | | | < | |
| 89,732 | Boguszów-Gorce Wschód | p | | | | 11.06 | | | 11.20 | | | | 12.08 | | | | | | < | |
| | | | | | | | | | 11.22 | | | | 12.10 | | | | | | < | |
| | | | 1 | 2 | 3 | 4 | 5 | 6 | 7 | 8 | 9 | 10 | 11 | 12 | 13 | 14 | 15 | 16 | 17 | 18 |

| | 1 | 2 | 3 | 4 | 5 | 6 | 7 | 8 | 9 | 10 | 11 | 12 | 13 | 14 | 15 | 16 | 17 | 18 |
|-------------------------------------|-------|---|---|-------------------------------|-------------------------------|---|-------------------------------|---|---|----|--------------------------|----|----|----|----|----|-----------------------------|---------------|
| Informacja o pociągu | | | | D60 | D64 | | D6 | | | | D60 | | | | | | IC | |
| km | | | | KD-69122 E 2 ♣ ♣ * © | KD-69124 E 2 ♣ ♣ * ♣ | | KD-69224 E 2 ♣ ♣ * ♣ | | | | KD-69226 E 2 ♣ ♣ * | | | | | | I-6138 1-2 ♣ ♣ * K | |
| Adršpach | o | | | < | < | | < | | | | < | | | | | | K do Warszawy Centr. | IC ORZESZKOWA |
| Meziměstí | p | | | < | < | | < | | | | < | | | | | | | |
| 0 MEZIMĚSTÍ (CZ) | p | | | | | | | | | | | | | | | | | |
| 1,938 Granica Państwa | p | | | JAKUSZYCE | KD SPRINTER | | KD SPRINTER CHARLOTTA | | | | | | | | | | | |
| 6,468 MIEROSZÓW | p | | | | | | | | | | | | | | | | | |
| 12,001 Unisław Śląski ▲ | o | | | | | | | | | | | | | | | | | |
| 13,861 Boguszów-Gorce Dzikowiec ▲ | o | | | | | | | | | | | | | | | | | |
| 16,766 Boguszów-Gorce Wschód | p | | | | | | | | | | | | | | | | | |
| 89,732 Boguszów-Gorce Wschód | o | | | z tab. | z tab. | | z tab. | | | | | | | | | | | |
| 94,690 Wałbrzych Główny | 245 p | | | 11.16 | 11.51 | | 11.23 | | | | 12.11 | | | | | | | 13.08 |
| 99,036 Wałbrzych Fabryczny | o | | | 11.17 | 12.01 | | 11.30 | | | | 12.17 | | | | | | | 13.09 |
| 102,152 Wałbrzych Centrum | o | | | 11.18 | 12.06 | | 11.31 | | | | 12.18 | | | | | | | |
| 103,796 Wałbrzych Miasto | p | | | 11.28 | 12.12 | | 11.38 | | | | 12.25 | | | | | | | |
| 107,672 Wałbrzych Szczawienko | o | | | 11.31 | 12.21 | | 11.42 | | | | 12.29 | | | | | | | |
| 116,061 Świebodzice | o | | | 11.32 | 12.28 | | 11.45 | | | | 12.31 | | | | | | | 13.22 |
| 125,467 Jaworzyna Śląska | 235 p | | | 11.36 | 12.35 | | 11.47 | | | | 12.32 | | | | | | | 13.23 |
| 130,990 Żarów | o | | | 11.46 | 12.43 | | 11.52 | | | | 12.37 | | | | | | | |
| 137,754 Imbramowice | o | | | 11.53 | 12.51 | | 12.02 | | | | 12.47 | | | | | | | 13.36 |
| 143,992 Mietków | o | | | 11.54 | 12.06 | | 12.09 | | | | 12.54 | | | | | | | 13.43 |
| 153,237 Kąty Wrocławskie | o | | | 11.58 | 12.12 | | 12.14 | | | | 12.55 | | | | | | | 13.44 |
| 158,816 Sadowice Wrocławskie | o | | | 12.01 | 12.18 | | 12.19 | | | | 12.59 | | | | | | | |
| 163,142 Smolec | o | | | 12.06 | 12.24 | | 12.24 | | | | 13.04 | | | | | | | |
| 165,197 Mokronos Górny | o | | | 12.12 | 12.30 | | 12.30 | | | | 13.09 | | | | | | | |
| 168,401 Wrocław Zachodni | o | | | 12.12 | 12.21 | | 12.37 | | | | 13.16 | | | | | | | |
| 170,196 Wrocław Grabiszyn | o | | | 12.42 | 12.30 | | 12.42 | | | | 13.20 | | | | | | | |
| 174,810 WROCLAW GLOWNY | p | | | 12.46 | 12.34 | | 12.46 | | | | 13.23 | | | | | | | |
| Wrocław Główny 200, 220, 280 | o | | | 12.49 | 12.36 | | 12.49 | | | | 13.26 | | | | | | | 14.39 |
| Warszawa Centralna / Poznań Główny* | p | | | 12.53 | 12.41 | | 12.53 | | | | 13.29 | | | | | | | 18.40 |
| Warszawa Wschodnia / Gdynia Główna* | p | | | 12.56 | 12.44 | | 13.03 | | | | 13.32 | | | | | | | 18.47 |

- 1 w dniach 8 - 20, 23 - 30.III Warszawa Centralna przyj. 19.20, Warszawa Wschodnia 19.31, a w dniach 21, 22.III kursuje do Warszawy Gdańskiej z pominięciem Warszawy Centralnej i Warszawy Wschodniej (Warszawa Gdańska przyj. 19.19);
- 2 ze Szklarskiej Poręby Górnej kursuje do 6.IV w ©, a od Jeleniej Góry w © (do 26.IV Boguszów-Gorce odj. 11.09);
- 3 w Harrachovie autobusy ZKA zatrzymują się na przystankach Nový Svět, U Motejků i Sklárna;
- 4 kursuje codziennie do 15.III i od 23.V, w © w okresie 21.III - 25.IV oraz 2, 3.IV, 16, 17.V;
- 5 na odcinku Szklarska Poręba Górna - Jelenia Góra kursuje codziennie do 6.IV;
- 6 kursuje w © w okresie 26.IV - 10.V oraz 8.V;
- 7 kursuje codziennie do 25.IV i od 16.V;
- 8 kursuje codziennie od 7.IV;
- 9 kursuje od 11.IV w ©;
- 10 kursuje 26.IV - 15.V;

Zastępcza Komunikacja Autobusowa
Lokalizacje przystanków ZKA za pociągi KD na str. 222-223

| Liberec | | o | 10.35 | 10.35 | | | | | | | | | | | 11.35 | 11.35 | | | | | | | | | | | | | | | | | | | | | |
|----------------------|-------------------------------|---|---|-------|---|---|---|---|---|---|---|----|----|---|-------|-------|---|---|---|---|---|---|---|---|----------|----------|---|--|--|--|--|--|--|--|--|--|--|
| Harrachov | | p | 11.56 | 11.54 | | | | | | | | | | | 12.56 | 12.54 | | | | | | | | | | | | | | | | | | | | | |
| Informacja o pociągu | | D61 | D61 | | | | | | | | | | | D6 | | | D60 | D60 | D61 | D61 | D60 | D60 | D60 | D60 | TLK | IC | | | | | | | | | | | |
| km | | KD-2658 | KD-2658 | | | | | | | | | | | KD-69230 | | | R-67232 | KD-69126 | KD-2660 | KD-2660 | R-67232 | R-66260 | KD-69126 | KD-66098 | I-63106 | I-6508 | | | | | | | | | | | |
| | |  2 |  2 | | | | | | | | | | | E 2 | | |  |  |  |  2 | 2 |  | E 2 |  | I-63106 | I-6508 | | | | | | | | | | | |
| | | 1 | 2 | | | | | | | | | | |  | | | 7 | 6 | 1 |  |  |  |  |  | 6 | K |  | | | | | | | | | | |
| 0 | HARRACHOV (CZ) | o | 11.56 | 11.57 | | | | | | | | | | | | | | | | 12.56 | 12.57 | | | | | | | | | | | | | | | | |
| 1,171 | Granica Państwa | ↓ | | | | | | | | | | | | | | | | | | | | | | | | | | | | | | | | | | | |
| 6,616 | POLANA JAKUSZYCKA | p | 12.06 | 12.06 | | | | | | | | | | | | | | | | 13.06 | 13.06 | | | | | | | | | | | | | | | | |
| | | o | 12.07 | 12.07 | | | | | | | | | | | | | | | | 13.07 | 13.07 | | | | | | | | | | | | | | | | |
| 13,247 | Szklarska Poręba Huta | ↓ | 12.19 | 12.17 | | | | | | | | | | | | | | | | 13.19 | 13.17 | | | | | | | | | | | | | | | | |
| | | p | 12.22 | 12.22 | | | | | | | | | | | | | | | | 13.22 | 13.22 | | | | | | | | | | | | | | | | |
| 15,871 | Szklarska Poręba Górna | o | | | | | | | | | | | | | | | | 13.14 | 13.18 | | | 13.27 | 13.35 | 13.27 | 13.38 | | | | | | | | | | | | |
| 18,386 | Szklarska Poręba Średnia | | | | | | | | | | | | | | | | | 13.19 | 13.22 | | | 13.31 | < | 13.31 | < | | | | | | | | | | | | |
| 21,508 | Szklarska Poręba Dolna | | | | | | | | | | | | | | | | | 13.24 | 13.27 | | | 13.36 | < | 13.36 | < | | | | | | | | | | | | |
| 27,027 | Górzyniec ▲ | | | | | | | | | | | | | | | | | < | < | | | < | < | < | < | | | | | | | | | | | | |
| 30,993 | Piechowice | | | | | | | | | | | | | | | | | 13.34 | 13.35 | | | 13.49 | < | 13.49 | < | | | | | | | | | | | | |
| 32,727 | Piechowice Dolne ▲ | | | | | | | | | | | | | | | | | < | < | | | < | < | < | < | | | | | | | | | | | | |
| 35,048 | Jelenia Góra Sobieszów | | | | | | | | | | | | | | | | | 13.41 | 13.42 | | | 13.54 | < | 13.54 | < | | | | | | | | | | | | |
| 36,656 | Jelenia Góra Orle | | | | | | | | | | | | | | | | | < | < | | | < | < | < | < | | | | | | | | | | | | |
| 38,805 | Jelenia Góra Cieplice | | | | | | | | | | | | | | | | | 13.49 | 13.52 | | | 14.00 | < | 14.00 | < | | | | | | | | | | | | |
| 41,457 | Jelenia Góra Przemysłowa ▲ | | | | | | | | | | | | | | | | | < | < | | | < | < | < | < | | | | | | | | | | | | |
| 43,208 | Jelenia Góra Zachodnia | | | | | | | | | | | | | | | | | < | < | | | < | < | < | < | | | | | | | | | | | | |
| 46,464 | Jelenia Góra Zabobrze | 255 ↓ | | | | | | | | | | | | | | | | 14.04 | 14.06 | | | 14.10 | < | 14.10 | < | | | | | | | | | | | | |
| 47,794 | Jelenia Góra | 255 ↓ | | | | | | | | | | | | | | | | 14.10 | 14.16 | | | 14.14 | 14.10 | 14.13 | 14.16 | | | | | | | | | | | | |
| 52,849 | Wojanów | | | | | | | | | | | | | | 13.28 | | | | | | | 14.15 | < | 14.24 | < | 14.33 | 14.57 | | | | | | | | | | |
| 56,602 | Trzczańsko | | | | | | | | | | | | | | 13.33 | | | | | | | 14.21 | < | | < | | | | | | | | | | | | |
| 60,022 | Janowice Wielkie | | | | | | | | | | | | | | 13.37 | | | | | | | 14.25 | < | | < | | | | | | | | | | | | |
| 65,725 | Ciechanowice | | | | | | | | | | | | | | 13.40 | | | | | | | 14.29 | < | 14.33 | < | | | | | | | | | | | | |
| 68,420 | Marciszów | | | | | | | | | | | | | | 13.45 | | | | | | | 14.34 | < | | < | | | | | | | | | | | | |
| 74,759 | Sędziszów | 247 ↓ | | | | | | | | | | | | | 13.48 | | | | | | | 14.38 | < | 14.40 | < | 14.56 | 15.18 | | | | | | | | | | |
| | | 247 p | | | | | | | | | | | | | 13.54 | | | | | | | 14.44 | < | 14.46 | < | | | | | | | | | | | | |
| | Sędziszów | 247 o | | | | | | | | | | | | | < | | | | | | | 15.12 | < | 15.12 | < | | | | | | | | | | | | |
| | Králóvec | 247 p | | | | | | | | | | | | | < | | | | | | | 15.39 | < | 15.39 | < | | | | | | | | | | | | |
| | Králóvec | 247 o | | | | | | | | | | | | | < | | | | | | | 14.13 | < | 14.13 | < | | | | | | | | | | | | |
| | Sędziszów | 247 p | | | | | | | | | | | | | < | | | | | | | 14.40 | < | 14.40 | < | | | | | | | | | | | | |
| 74,759 | Sędziszów | 247 o | | | | | | | | | | | | | 13.56 | | | | | | | 14.45 | < | 14.46 | < | 14.57 | 15.19 | | | | | | | | | | |
| 80,710 | Witków Śląski | | | | | | | | | | | | | | 14.02 | | | | | | | 14.50 | < | | < | | | | | | | | | | | | |
| 85,250 | Boguszów-Gorce Zachód | | | | | | | | | | | | | | 14.07 | | | | | | | 14.55 | < | | < | | | | | | | | | | | | |
| 88,089 | Boguszów-Gorce | | | | | | | | | | | | | | 14.10 | | | | | | | 14.58 | < | 14.58 | < | | | | | | | | | | | | |
| 89,732 | Boguszów-Gorce Wschód | p | | | | | | | | | | | | | 14.12 | | | | | | | 15.01 | < | | < | | | | | | | | | | | | |
| | | | 1 | 2 | 3 | 4 | 5 | 6 | 7 | 8 | 9 | 10 | 11 | 12 | 13 | 14 | 15 | 16 | 17 | 18 | | | | | | | | | | | | | | | | | |

| | 1 | 2 | 3 | 4 | 5 | 6 | 7 | 8 | 9 | 10 | 11 | 12 | 13 | 14 | 15 | 16 | 17 | 18 |
|-------------------------------------|--------------------------------|---|---|---|--------------------------------|---|---|---|---|--------------------------------|------------------------------|----|---------------------------------|------------------------------|---|----|---|--------|
| Informacja o pociągu | D6 KD-69228 E 2 ♣ ♣ * | | | | D6 KD-69230 E 2 ♣ ♣ * | | | | | D6 KD-69232 E 2 ♣ ♣ * | D60 R-67232 2 ♣ ♣ * | | D60 KD-69126 E 2 ♣ ♣ * | D60 R-67233 2 ♣ ♣ * | TLK I-63106 1-2 ^R K | | IC I-6508 I-6509 2 ^R ♣ ♣ * | |
| km | | | | | | | | | | | | | | | | | | |
| Adršpach | | | | | (| | | | | | | | (| | (| | | |
| Meziměstí | | | | | (| | | | | | | | (| | (| | | |
| 0 MEZIMĚSTÍ (CZ) | | | | | (| | | | | | | | (| | (| | | |
| 1,938 Granica Państwa | | | | | (| | | | | | | | (| | (| | | |
| 6,468 MIEROSZÓW | | | | | (| | | | | | | | (| | (| | | |
| 12,001 Unisław Śląski ▲ | | | | | (| | | | | | | | (| | (| | | |
| 13,861 Boguszów-Gorce Dzikowiec ▲ | | | | | (| | | | | | | | (| | (| | | |
| 16,766 Boguszów-Gorce Wschód | | | | | (| | | | | | | | (| | (| | | |
| 89,732 Boguszów-Gorce Wschód | | | | | 14.12 | | | | | | | | 15.01 | | | | | |
| 94,690 Wałbrzych Główny | 245 | | | | 14.18 | | | | | | | | 15.05 | 15.07 | 15.15 | | 15.37 | |
| 99,036 Wałbrzych Fabryczny | | | | | 14.20 | | | | | | | | 15.07 | 15.07 | 15.16 | | 15.38 | |
| 102,152 Wałbrzych Centrum | | | | | 14.29 | | | | | | | | 15.18 | 15.19 | cd. tab. | | | |
| 103,796 Wałbrzych Miasto | | | | | 14.32 | | | | | | | | 15.20 | 15.21 | 245 | | 15.50 | |
| 107,672 Wałbrzych Szczawienko | | | | | 14.35 | | | | | 14.52 | | | 15.21 | 15.22 | | | 15.51 | |
| 116,061 Świebodzice | | | | | 14.36 | | | | | 14.57 | | | 15.26 | 15.27 | | | | |
| 125,467 Jaworzyna Śląska | 235 | | | | 14.40 | | | | | 15.07 | | | 15.35 | 15.37 | | | 16.04 | |
| 130,990 Żarów | | | | | 14.50 | | | | | 15.14 | | | 15.42 | 15.45 | | | 16.11 | |
| 137,754 Imbramowice | | | | | 14.56 | | | | | 15.18 | | | 15.43 | 15.46 | | | 16.12 | |
| 143,992 Mietków | | | | | 15.01 | | | | | 15.23 | | | 15.47 | 15.51 | | | | |
| 153,237 Kąty Wrocławskie | | | | | 15.06 | | | | | 15.28 | | | | | | | | |
| 158,816 Sadowice Wrocławskie | | | | | 15.11 | | | | | 15.34 | | | | | | | | |
| 163,142 Smolec | | | | | 15.17 | | | | | 15.41 | | | 16.01 | 16.07 | | | | |
| 165,197 Mokronos Górny | | | | | 15.21 | | | | | 15.45 | | | | | | | | |
| 168,401 Wrocław Zachodni | | | | | 15.25 | | | | | 15.50 | | | | | | | | |
| 170,196 Wrocław Grabiszyn | | | | | 15.27 | | | | | 15.53 | | | | | | | | |
| 174,810 WROCLAW GŁÓWNY | | | | | 15.30 | | | | | 15.56 | | | 16.11 | 16.18 | | | | |
| Wrocław Główny 200, 220, 280 | | | | | 15.32 | | | | | 15.59 | | | 16.17 | 16.24 | | | 16.43 | |
| Warszawa Centralna / Poznań Główny* | | | | | 15.38 | | | | | 16.06 | | | | 16.43 | | | 17.08 | |
| Warszawa Wschodnia / Gdynia Główna* | | | | | | | | | | | | | | 19.17* | | | 18.35* | 21.56* |

- 1 kursuje w © w okresie 26.IV - 10.V oraz 8.V (w Harrachovie autobusy ZKA zatrzymują się na przystankach Nový Svět, U Motejlků i Sklárna);
- 2 kursuje codziennie do 15.III i od 23.V, w © w okresie 21.III - 25.IV oraz 2, 3.IV, 16, 17.V;
- 3 ze Szklarskiej Poręby Górnej kursuje do 3.IV w ©, a od Jeleniej Góry w ©;
- 4 ze Szklarskiej Poręby Górnej kursuje do 6.IV w ©, a od Jeleniej Góry w ©;
- 5 w dniach 9 - 21, 23.III - 2.IV Gdynia Główna przyj. 22.06;
- 6 kursuje od 11.IV w ©;
- 7 kursuje od 7.IV w ©;

HARRACHOV (CZ) - SZKLARSKA PORĘBA - JELENIA GÓRA

MEZIMĚSTÍ (CZ) - MIEROSZÓW

- WAŁBRZYCH - WROCLAW

| Liberec | | 12.35 | | 12.35 | | | | 13.35 | | 13.35 | | | | 14.35 | | 14.35 | | | | |
|----------------------|----------------------------|---------|---------|---------|----------|----------|---|--------|---------|---------|--------|----|----------|---------|---------|---------|---------|---------|---|---|
| Harrachov | | 13.56 | | 13.52 | | | | 14.56 | | 14.52 | | | | 15.56 | | 15.54 | | | | |
| Informacja o pociągu | | D60 | D61 | D61 | D60 | D60 | | IC | D61 | D61 | IC | | D6 | D60 | D60 | D61 | D61 | D60 | | |
| KD-69236 | | KD-2662 | KD-2662 | KD-2662 | KD-69236 | KD-66316 | | I-6150 | KD-2660 | KD-2664 | I-6150 | | KD-69238 | R-67106 | R-67106 | KD-2660 | KD-2666 | R-66104 | | |
| km | | 10 | 2 12 | 2 12 | 4 | 10 | | 11 | 2 7 | 3 | K 5 | | 11 | 5 | 5 | 2 7 | 3 | 11 | | |
| 0 | HARRACHOV (CZ) | o | 13.56 | 13.57 | | | | | 14.56 | 14.57 | | | | | | 15.56 | 15.57 | | | |
| 1,171 | Granica Państwa | ↓ | | | | | | | | | | | | | | | | | | |
| 6,616 | POLANA JAKUSZYCKA | p | 14.06 | 14.06 | | | | | 15.06 | 15.06 | | | | | | 16.06 | 16.06 | | | |
| 13,247 | Szklarska Poręba Huta | o | 14.07 | 14.07 | | | | | 15.07 | 15.07 | | | | | | 16.07 | 16.07 | | | |
| 15,871 | Szklarska Poręba Górna | p | 14.19 | 14.17 | | | | | 15.19 | 15.17 | | | | | | 16.19 | 16.17 | | | |
| 15,871 | Szklarska Poręba Górna | o | 14.22 | 14.22 | | | | | 15.22 | 15.22 | | | | | | 16.22 | 16.22 | | | |
| 18,386 | Szklarska Poręba Średnia | o | 14.20 | | 14.37 | 14.42 | | 15.13 | | | 15.30 | | | 16.09 | 16.22 | | | 16.31 | | |
| 21,508 | Szklarska Poręba Dolna | o | 14.24 | | 14.41 | (| | 15.20 | | | 15.34 | | | 16.14 | 16.26 | | | (| | |
| 27,027 | Górzyniec ▲ | o | 14.29 | | 14.46 | (| | 15.25 | | | 15.40 | | | 16.19 | 16.31 | | | (| | |
| 30,993 | Piechowice | o | (| | 14.54 | (| | (| | | (| | | 16.29 | 16.44 | | | (| | |
| 32,727 | Piechowice Dolne ▲ | o | 14.37 | | 15.00 | (| | 15.34 | | | 16.00 | | | (| (| | | (| | |
| 35,048 | Jelenia Góra Sobieszów | o | 14.40 | | 15.02 | (| | (| | | (| | | (| (| | | (| | |
| 36,656 | Jelenia Góra Orle | o | 14.45 | | 15.06 | (| | (| | | (| | | 16.36 | 16.49 | | | (| | |
| 38,805 | Jelenia Góra Cieplice | o | 14.49 | | 15.08 | (| | (| | | (| | | (| (| | | (| | |
| 41,457 | Jelenia Góra Przemysłowa ▲ | o | 14.55 | | 15.12 | (| | 15.50 | | | 16.10 | | | (| 16.55 | | | (| | |
| 43,208 | Jelenia Góra Zachodnia | o | (| | 15.16 | (| | (| | | (| | | (| (| | | (| | |
| 46,464 | Jelenia Góra Zabobrze | 255 ↓ | (| | 15.19 | (| | (| | | (| | | (| (| | | (| | |
| 47,794 | Jelenia Góra | 255 ↓ | (| | 15.24 | (| | (| | | (| | | 16.59 | 17.05 | | | (| | |
| 52,849 | Wojanów | o | (| | 15.27 | 15.20 | | 16.10 | | | 16.23 | | | 17.05 | 17.08 | | | (| | |
| 56,602 | Trzczańsko | o | (| | 15.30 | (| | (| | | 16.25 | | | 17.10 | 17.10 | | | (| | |
| 60,022 | Janowice Wielkie | o | (| | 15.35 | (| | (| | | (| | | 16.42 | 17.10 | | | (| | |
| 65,725 | Ciechanowice | o | (| | 15.39 | (| | (| | | (| | | 16.47 | 17.10 | | | (| | |
| 68,420 | Marciszów | ↓ | (| | 15.42 | (| | (| | | (| | | 16.50 | 17.20 | | | (| | |
| 74,759 | Sędziszów | 247 p | (| | 15.47 | (| | (| | | (| | | 16.53 | 17.20 | | | (| | |
| 74,759 | Sędziszów | 247 o | (| | 15.50 | (| | (| | | (| | | 16.58 | 17.27 | | | (| | |
| 74,759 | Sędziszów | 247 p | (| | 15.56 | (| | (| | | 16.47 | | | 17.01 | 17.27 | | | (| | |
| 74,759 | Sędziszów | 247 o | (| | 15.57 | (| | (| | | (| | | 17.07 | 17.33 | | | (| | |
| 80,710 | Witków Śląski | o | (| | 16.02 | (| | (| | | (| | | 17.11 | 17.33 | | | (| | |
| 85,250 | Boguszów-Gorce Zachód | o | (| | 16.07 | (| | (| | | (| | | 17.38 | 17.38 | | | (| | |
| 88,089 | Boguszów-Gorce | o | (| | 16.10 | (| | (| | | 16.13 | | | 16.40 | 17.40 | | | (| | |
| 89,732 | Boguszów-Gorce Wschód | p | (| | 16.12 | (| | (| | | 16.40 | | | 16.40 | 17.40 | | | (| | |
| 89,732 | Boguszów-Gorce Wschód | p | (| | 16.12 | (| | (| | | 16.49 | | | 17.08 | 17.34 | | | (| | |
| 89,732 | Boguszów-Gorce Wschód | p | (| | 16.12 | (| | (| | | (| | | 17.13 | 17.46 | | | (| | |
| 89,732 | Boguszów-Gorce Wschód | p | (| | 16.12 | (| | (| | | (| | | 17.18 | 17.46 | | | (| | |
| 89,732 | Boguszów-Gorce Wschód | p | (| | 16.12 | (| | (| | | (| | | 17.21 | 17.46 | | | (| | |
| 89,732 | Boguszów-Gorce Wschód | p | (| | 16.12 | (| | (| | | (| | | 17.23 | 17.46 | | | (| | |
| | | | 1 | 2 | 3 | 4 | 5 | 6 | 7 | 8 | 9 | 10 | 11 | 12 | 13 | 14 | 15 | 16 | 3 | 4 |

| | 1 | 2 | 3 | 4 | 5 | 6 | 7 | 8 | 9 | 10 | 11 | 12 | 13 | 14 | 15 | 16 | 17 | 18 |
|--|-------|-----------------------------|---|------------------------|---|-------|-----------------------------|-----------------------------|---|--|----|------------------------|----|-------------------------------------|----|----|----|----|
| Informacja o pociągu | | D6 | | D60 | | | D6 | D6 | | IC | | D6 | | D60 | | | | |
| km | | KD-69234 E 2 ♣♣* Ⓞ | | KD-69236 E 2 ♣♣* | | | KD-69128 E 2 ♣♣* 8 | KD-69128 E 2 ♣♣* 1 | | I-6150 1-2 R ♣♣* K Ⓞ 6 | | KD-69238 E 2 ♣♣* | | R-67106 R-67107 2 ♣♣* Ⓞ | | | | |
| <i>Adršpach</i> | o | | | < | | | | | | < | | < | | < | | | | |
| <i>Meziměstí</i> | p | | | < | | | | | | < | | < | | < | | | | |
| 0 MEZIMĚSTÍ (CZ) | p | | | < | | | | | | < | | < | | < | | | | |
| 1,938 <i>Granica Państwa</i> | ↓ | | | < | | | | | | < | | < | | < | | | | |
| 6,468 MIEROSZÓW | p | | | < | | | | | | < | | < | | < | | | | |
| 12,001 Unisław Śląski ▲ | o | | | < | | | | | | < | | < | | < | | | | |
| 13,861 Boguszów-Gorce Dzikowiec ▲ | ↓ | | | < | | | | | | < | | < | | < | | | | |
| 16,766 Boguszów-Gorce Wschód | p | | | < | | | | | | < | | < | | < | | | | |
| 89,732 Boguszów-Gorce Wschód | o | | | 16.13 | | | | | | 17.24 | | 17.24 | | 17.54 | | | | |
| 94,690 Wałbrzych Główny | 245 p | | | 16.19 | | | | | | 17.08 | | 17.30 | | 17.55 | | | | |
| 99,036 Wałbrzych Fabryczny | o | | | 16.19 | | | | | | 17.13 | | 17.30 | | 17.55 | | | | |
| 102,152 Wałbrzych Centrum | ↓ | | | 16.27 | | | | | | 17.13 | | 17.37 | | 18.06 | | | | |
| 103,796 Wałbrzych Miasto | p | | | 16.31 | | | | | | 17.26 | | 17.41 | | 18.08 | | | | |
| 107,672 Wałbrzych Szczawienko | o | 16.07 | | 16.34 | | 16.58 | 17.10 | 17.10 | | 17.29 | | 17.45 | | 18.09 | | | | |
| 116,061 Świebodzice | ↓ | 16.12 | | 16.39 | | 17.15 | 17.15 | 17.15 | | 17.42 | | 17.50 | | 18.14 | | | | |
| 125,467 Jaworzyna Śląska | 235 p | 16.22 | | 16.48 | | 17.25 | 17.25 | 17.25 | | 17.49 | | 18.00 | | 18.24 | | | | |
| 130,990 Żarów | o | 16.29 | | 16.55 | | 17.31 | 17.31 | 17.31 | | 17.50 | | 18.08 | | 18.30 | | | | |
| 137,754 Imbramowice | o | 16.30 | | 16.56 | | 17.32 | 17.32 | 17.32 | | 18.10 | | 18.10 | | 18.31 | | | | |
| 143,992 Mietków | o | 16.34 | | 17.00 | | 17.37 | 17.37 | 17.37 | | 18.15 | | 18.15 | | 18.36 | | | | |
| 153,237 Kąty Wrocławskie | o | 16.39 | | 17.05 | | 17.42 | 17.42 | 17.42 | | 18.20 | | 18.20 | | 18.41 | | | | |
| 158,816 Sadowice Wrocławskie | o | 16.44 | | 17.10 | | 17.51 | 17.51 | 17.51 | | 18.25 | | 18.25 | | 18.50 | | | | |
| 163,142 Smolec | o | 16.51 | | 17.16 | | 17.51 | 17.51 | 17.51 | | 18.32 | | 18.32 | | 19.01 | | | | |
| 165,197 Mokronos Górny | o | 16.55 | | 17.20 | | 18.02 | 18.02 | 18.02 | | 18.37 | | 18.37 | | 19.01 | | | | |
| 168,401 Wrocław Zachodni | o | 16.59 | | 17.24 | | 18.08 | 18.08 | 18.08 | | 18.41 | | 18.41 | | 19.01 | | | | |
| 170,196 Wrocław Grabiszyn | o | 17.01 | | 17.26 | | 18.08 | 18.08 | 18.08 | | 18.44 | | 18.44 | | 19.01 | | | | |
| 174,810 WROCLAW GŁÓWNY | p | 17.04 | | 17.29 | | 18.08 | 18.08 | 18.08 | | 18.48 | | 18.48 | | 19.01 | | | | |
| <i>Wrocław Główny</i> 200, 220, 280 | o | 17.07 | | 17.32 | | 18.08 | 18.08 | 18.08 | | 18.51 | | 18.51 | | 19.01 | | | | |
| <i>Warszawa Centralna / Poznań Główny*</i> | p | 17.13 | | 17.38 | | 18.08 | 18.08 | 18.08 | | 18.58 | | 18.58 | | 19.09 | | | | |
| <i>Warszawa Wschodnia / Gdynia Główna*</i> | p | | | | | | | | | 18.45 | | | | 19.27 | | | | |
| | | | | | | | | | | 22.36 | | | | 21.26* | | | | |
| | | | | | | | | | | 22.47 | | | | | | | | |

- 1 z Wałbrzycha Miasta kursuje w Ⓞ oprócz 9 - 19.III, 12 - 26.V, a od Wałbrzycha Szczawienka w Ⓞ;
- 2 w Harrachovie autobusy ZKA zatrzymują się na przystankach Nový Svět, U Motejlků i Sklárna;
- 3 kursuje codziennie do 15.III i od 23.V, w Ⓞ w okresie 21.III - 25.IV oraz 2, 3.IV, 16, 17.V;
- 4 na odcinku Szklarska Poręba Górna - Jelenia Góra kursuje codziennie do 6.IV;
- 5 ze Szklarskiej Poręby Górnej kursuje do 6.IV w Ⓞ, a od Jeleniej Góry w Ⓞ;
- 6 do 29.III Warszawa Centralna przyj. 23.12, Warszawa Wschodnia 23.20;
- 7 kursuje w Ⓞ w okresie 26.IV - 10.V oraz 8.V;
- 8 kursuje w Ⓞ w okresie 9 - 19.III, 12 - 26.V;
- 9 kursuje codziennie do 25.IV i od 16.V;
- 10 kursuje codziennie od 7.IV;
- 11 kursuje od 11.IV w Ⓞ;
- 12 kursuje 26.IV - 15.V;

Zastępcza Komunikacja Autobusowa
Lokalizacje przystanków ZKA za pociągi KD na str. 222-223





| Liberec | | | | | | | | | | | | 16.35 | | 16.35 | | | | | | |
|----------------------|----------------------------|----------|----------|----------|-----------------|----------|----------|----------|----------|----------|-------|-------|-----------------|----------|------------|----------|----------|----------|----|--|
| Harrachov | | | | | | | | | | | | 17.56 | | 17.54 | | | | | | |
| Informacja o pociągu | | D60 | D60 | D60 | D61 | D61 | D60 | D60 | D60 | | | | | D60 | D61 | D61 | D60 | D60 | | |
| km | | KD-69240 | KD-69240 | KD-66320 | KD-2660 | KD-2668 | KD-69132 | KD-69132 | KD-66076 | | | | | KD-69244 | KD-2662 | KD-2670 | KD-69244 | KD-66324 | | |
| | | | E 2 | | | 2 | | E 2 | | | | | | | | 2 | E 2 | | | |
| | | 7 | 6 | 7 | 1 5 | 2 | 8 | 4 | 8 | | | | | 7 | 1 9 | 6 | 3 | 7 | | |
| 0 | HARRACHOV (CZ) | | | | 16.56 | 16.57 | | | | | | | 17.56 | 17.57 | | | | | | |
| 1,171 | Granica Państwa | | | | 17.06 | 17.06 | | | | | | | 18.06 | 18.06 | | | | | | |
| 6,616 | POLANA JAKUSZYCKA | | | | 17.07 | 17.07 | | | | | | | 18.07 | 18.07 | | | | | | |
| 13,247 | Szklarska Poręba Huta | | | | 17.19 | 17.17 | | | | | | | 18.19 | 18.17 | | | | | | |
| 15,871 | Szklarska Poręba Górna | | | | 17.22 | 17.22 | | | | | | | 18.22 | 18.22 | | | | | | |
| 18,386 | Szklarska Poręba Średnia | 16.46 | 16.47 | 17.08 | ZKA od Tanvaldu | | 17.34 | 17.37 | 17.54 | | | 18.19 | ZKA od Tanvaldu | | 18.35 | 18.41 | | | | |
| 21,508 | Szklarska Poręba Dolna | 16.50 | 16.51 | < | | 17.38 | 17.41 | < | 18.23 | D60 | 18.39 | < | | | | | | | | |
| 27,027 | Górzyniec ▲ | 16.55 | 16.56 | < | | 17.43 | 17.46 | < | 18.28 | | 18.44 | < | | | | | | | | |
| 30,993 | Piechowice | < | 17.04 | < | | < | < | < | < | | 18.52 | < | | | | | | | | |
| 32,727 | Piechowice Dolne ▲ | 17.03 | 17.09 | < | | 17.51 | 17.59 | < | 18.36 | KD-69244 | 18.58 | < | | | | | | | | |
| 35,048 | Jelenia Góra Sobieszów | 17.06 | 17.12 | < | | < | < | < | 18.39 | | 19.00 | < | | | | | | | | |
| 36,656 | Jelenia Góra Orle | 17.11 | 17.15 | < | | 17.58 | 18.04 | < | 18.44 | 7 | 19.04 | < | | | | | | | | |
| 38,805 | Jelenia Góra Cieplice | 17.15 | 17.18 | < | | < | < | < | 18.48 | | 19.06 | < | | | | | | | | |
| 41,457 | Jelenia Góra Przemysłowa ▲ | 17.21 | 17.21 | < | | 18.08 | 18.09 | < | 18.54 | | 19.10 | < | | | | | | | | |
| 43,208 | Jelenia Góra Zachodnia | 17.26 | 17.26 | < | | < | < | < | < | | 19.14 | < | | | | | | | | |
| 46,464 | Jelenia Góra Zabobrze | 17.29 | 17.35 | < | < | < | < | < | | 19.17 | < | | | | | | | | | |
| 47,794 | Jelenia Góra | 17.36 | 17.40 | < | 18.22 | 18.20 | < | 19.09 | | 19.22 | < | | | | | | | | | |
| 47,794 | Jelenia Góra | 17.46 | 17.43 | 17.46 | 18.32 | 18.23 | 18.32 | 19.19 | | 19.25 | 19.19 | | | | | | | | | |
| 52,849 | Wojanów | | 17.54 | | | 18.40 | | | | 19.27 | | | | | | | | | | |
| 56,602 | Trzczańsko | | 17.59 | | | | | | | 19.32 | | | | | | | | | | |
| 60,022 | Janowice Wielkie | | 18.03 | | | | | | | 19.36 | | | | | | | | | | |
| 65,725 | Ciechanowice | | 18.06 | | | 18.49 | | | | 19.39 | | | | | | | | | | |
| 68,420 | Marciszów | | 18.12 | | | | | | | 19.44 | | | | | | | | | | |
| 74,759 | Sędziszaw | | 18.15 | | | 18.57 | | | | 19.47 | | | | | | | | | | |
| 74,759 | Sędziszaw | 247 p | 18.21 | | | 19.03 | | | | 19.53 | | | | | | | | | | |
| | Sędziszaw | 247 o | < | | | 19.15 | | | | < | | | | | | | | | | |
| | Královec | 247 p | < | | | 19.42 | | | | < | | | | | | | | | | |
| | Královec | 247 o | < | | | 18.32 | | | | < | | | | | | | | | | |
| | Sędziszaw | 247 p | < | | | 18.59 | | | | < | | | | | | | | | | |
| 74,759 | Sędziszaw | 247 o | 18.22 | | | 19.04 | | | | 19.54 | | | | | | | | | | |
| 80,710 | Witków Śląski | | 18.27 | | | | | | | 20.00 | | | | | | | | | | |
| 85,250 | Boguszów-Gorce Zachód | | 18.32 | | | | | | | 20.05 | | | | | | | | | | |
| 88,089 | Boguszów-Gorce | | 18.35 | | | 19.15 | | | | 20.08 | | | | | | | | | | |
| 89,732 | Boguszów-Gorce Wschód | | 18.40 | | | | | | | 20.10 | | | | | | | | | | |
| | | 1 | 2 | 3 | 4 | 5 | 6 | 7 | 8 | 9 | 10 | 11 | 12 | 13 | 14 | 15 | 16 | 17 | 18 | |

| | 1 | 2 | 3 | 4 | 5 | 6 | 7 | 8 | 9 | 10 | 11 | 12 | 13 | 14 | 15 | 16 | 17 | 18 |
|-------------------------------------|-------|---|--------------------------|-------------------------------|-------------------------------|---|---|-------------------------------|---|----|----|--|---|----|--------------------------|----|----|----|
| Informacja o pociągu | | | D60 | D6 | D6 | | | D60 | | | | D40 | D64 | | D60 | | | |
| km | | | KD-69240 E 2 ♣ ♣ * | KD-69242 E 2 ♣ ♣ * Ⓢ | KD-69130 E 2 ♣ ♣ * Ⓢ | | | KD-69132 E 2 ♣ ♣ * Ⓢ | | | | KD-66233 KD-66232 ♣ ♣ * ♣ ♣ * | KD-69135 KD-69134 ♣ ♣ * ♣ ♣ * Ⓢ | | KD-69244 E 2 ♣ ♣ * | | | |
| Adršpach | o | | < | | | | | < | | | | | | | < | | | |
| Meziměstí | p | | < | | | | | < | | | | | | | < | | | |
| 0 MEZIMĚSTÍ (CZ) | p | | < | | | | | < | | | | | | | < | | | |
| 1,938 Granica Państwa | o | | < | | | | | < | | | | | | | < | | | |
| 6,468 MIEROSZÓW | p | | < | | | | | < | | | | | | | < | | | |
| 12,001 Unisław Śląski ▲ | o | | < | | | | | < | | | | | | | < | | | |
| 13,861 Boguszów-Gorce Dzikowiec ▲ | o | | < | | | | | < | | | | | | | < | | | |
| 16,766 Boguszów-Gorce Wschód | p | | < | | | | | < | | | | | | | < | | | |
| 89,732 Boguszów-Gorce Wschód | o | | 18.40 | | | | | 18.40 | | | | | | | 20.10 | | | |
| 94,690 Wałbrzych Główny | 245 p | | 18.46 | | | | | 19.23 | | | | | | | 20.16 | | | |
| 99,036 Wałbrzych Fabryczny | o | | 18.46 | | | | | 19.23 | | | | | | | 20.16 | | | |
| 102,152 Wałbrzych Centrum | o | | 18.53 | | | | | 19.34 | | | | | | | 20.23 | | | |
| 103,796 Wałbrzych Miasto | p | | 18.57 | | | | | 19.36 | | | | | | | 20.27 | | | |
| 103,796 Wałbrzych Miasto | o | | 18.59 | | | | | 19.36 | | | | | | | 20.30 | | | |
| 107,672 Wałbrzych Szczawienko | o | | 19.00 | | 19.25 | | | 19.37 | | | | | | | 20.31 | | | |
| 116,061 Świebodzice | o | | 19.05 | | 19.29 | | | 19.42 | | | | | | | 20.36 | | | |
| 125,467 Jaworzyna Śląska | 235 p | | 19.15 | | 19.39 | | | 19.52 | | | | | | | 20.45 | | | |
| 130,990 Żarów | o | | 19.22 | | 19.46 | | | 19.59 | | | | | | | 20.52 | | | |
| 137,754 Imbramowice | o | | 19.23 | | 19.48 | | | 20.00 | | | | | | | 20.53 | | | |
| 143,992 Mietków | o | | 19.27 | | 19.53 | | | 20.04 | | | | | | | 20.58 | | | |
| 153,237 Kąty Wrocławskie | o | | 19.32 | | | | | | | | | | | | 21.03 | | | |
| 158,816 Sadowice Wrocławskie | o | | 19.37 | | | | | | | | | | | | 21.08 | | | |
| 163,142 Smolec | o | | 19.44 | 19.54 | 20.07 | | | 20.18 | | | | | | | 21.15 | | | |
| 165,197 Mokronos Górny | o | | 19.49 | 19.58 | | | | | | | | | | | 21.19 | | | |
| 168,401 Wrocław Zachodni | o | | 19.53 | 20.02 | | | | | | | | | | | 21.23 | | | |
| 170,196 Wrocław Grabiszyn | o | | 19.55 | 20.04 | | | | | | | | | | | 21.26 | | | |
| 174,810 WROCLAW GŁÓWNY | p | | 19.59 | 20.07 | | | | | | | | | | | 21.29 | | | |
| Wrocław Główny | o | | 20.02 | 20.10 | 20.17 | | | 20.28 | | | | | | | 21.32 | | | |
| Warszawa Centralna / Poznań Główny* | p | | 20.09 | 20.16 | 20.23 | | | 20.34 | | | | | | | 21.38 | | | |
| Warszawa Wschodnia / Gdynia Główna* | p | | | | | | | | | | | | | | | | | |

- 1 w Harrachovie autobusy ZKA zatrzymują się na przystankach Nový Svět, U Moteků i Sklárna;
- 2 kursuje codziennie do 15.III i od 23.V, w Ⓢ w okresie 21.III - 25.IV oraz 2, 3.IV, 16, 17.V;
- 3 na odcinku Szklarska Poręba Górna - Jelenia Góra kursuje codziennie do 6.IV;
- 4 ze Szklarskiej Poręby Górnej kursuje do 6.IV w Ⓢ, a od Jeleniej Góry w Ⓢ;
- 5 kursuje w Ⓢ w okresie 26.IV - 10.V oraz 8.V;
- 6 kursuje codziennie do 25.IV i od 16.V;
- 7 kursuje codziennie od 7.IV;
- 8 kursuje od 11.IV w Ⓢ;
- 9 kursuje 26.IV - 15.V;

| | 1 | 2 | 3 | 4 | 5 | 6 | 7 | 8 | 9 | 10 | 11 | 12 | 13 | 14 | 15 | 16 | 17 | 18 |
|--|-----------------|---|----------------------|---|----------------------------------|---|---|-----------------------------------|---|----|------------------------|----|----|----|----|----------------------|----|----|
| Informacja o pociągu | | | D6 | | D64 | | IC | IC | | | D60 | | | | | D6 | | |
| km | | | KD-66072 2 ☺☺* | | KD-69137 KD-69136 2 ☺☺* | | I-61170 I-61171 1-2 ☺☺☺ ☺☺☺* K | I-65071 2 ☺ 5 | | | KD-69138 E 2 ☺☺* | | | | | KD-66790 2 ☺☺* | | |
| <i>Adršpach</i> | <i>o</i> | | < | | | | < | | | | < | | | | | < | | |
| <i>Meziměstí</i> | <i>p</i> | | < | | | | < | | | | < | | | | | < | | |
| 0 MEZIMĚSTÍ (CZ) | <i>p</i> | | < | | | | < | | | | < | | | | | < | | |
| 1,938 <i>Granica Państwa</i> | <i>o</i> | | < | | | | < | | | | < | | | | | < | | |
| 6,468 MIEROSZÓW | <i>p</i> | | < | | | | < | | | | < | | | | | < | | |
| 12,001 Unisław Śląski ▲ | <i>o</i> | | < | | | | < | | | | < | | | | | < | | |
| 13,861 Boguszów-Gorce Dzikowiec ▲ | <i>o</i> | | < | | | | < | | | | < | | | | | < | | |
| 16,766 Boguszów-Gorce Wschód | <i>p</i> | | < | | | | < | | | | < | | | | | < | | |
| 89,732 Boguszów-Gorce Wschód | <i>o</i> | | < | | | | < | | | | < | | | | | < | | |
| 94,690 Wałbrzych Główny | 245 <i>o</i> | | 21.24 | | | | 21.47 | | | | 22.22 | | | | | 23.37 | | |
| 99,036 Wałbrzych Fabryczny | <i>o</i> | | 21.25 | | | | 21.49 | | | | 22.22 | | | | | 23.44 | | |
| 102,152 Wałbrzych Centrum | <i>o</i> | | 21.35 | | | | 22.02 | | | | 22.33 | | | | | | | |
| 103,796 Wałbrzych Miasto | <i>o</i> | | 21.38 | | | | 22.03 | | | | 22.35 | | | | | | | |
| 107,672 Wałbrzych Szczawienko | <i>o</i> | | 21.39 | | | | 22.03 | | | | 22.36 | | | | | | | |
| 116,061 Świebodzice | <i>o</i> | | 21.43 | | | | 22.17 | | | | 22.40 | | | | | | | |
| 125,467 Jaworzyna Śląska | 235 <i>o</i> | | 21.53 | | | | 22.23 | | | | 22.50 | | | | | | | |
| 130,990 Żarów | <i>o</i> | | 21.59 | | | | 22.24 | | | | 22.57 | | | | | | | |
| 137,754 Imbramowice | <i>o</i> | | 22.00 | | | | 22.24 | | | | 22.57 | | | | | | | |
| 143,992 Mietków | <i>o</i> | | 22.04 | | | | 22.24 | | | | 23.02 | | | | | | | |
| 153,237 Kąty Wrocławskie | <i>o</i> | | 22.18 | | | | 22.30 | | | | 23.15 | | | | | | | |
| 158,816 Sadowice Wrocławskie | <i>o</i> | | 22.18 | | | | 22.30 | | | | 23.15 | | | | | | | |
| 163,142 Smolec | <i>o</i> | | 22.18 | | | | 22.30 | | | | 23.15 | | | | | | | |
| 165,197 Mokronos Górny | <i>o</i> | | 22.18 | | | | 22.30 | | | | 23.15 | | | | | | | |
| 168,401 Wrocław Zachodni | <i>o</i> | | 22.18 | | | | 22.30 | | | | 23.15 | | | | | | | |
| 170,196 Wrocław Grabiszyn | <i>o</i> | | 22.29 | | | | 22.41 | | | | 23.25 | | | | | | | |
| 174,810 WROCLAW GLOWNY | <i>p</i> | | 22.36 | | | | 22.47 | | | | 23.31 | | | | | | | |
| <i>Wrocław Główny</i> 200, 220, 280 | <i>o</i> | | 22.36 | | | | 22.47 | | | | 23.31 | | | | | | | |
| <i>Warszawa Centralna / Poznań Główny*</i> | <i>p</i> | | 22.36 | | | | 22.47 | | | | 23.31 | | | | | | | |
| <i>Warszawa Wschodnia / Gdynia Główna*</i> | <i>p</i> | | 22.36 | | | | 22.47 | | | | 23.31 | | | | | | | |

- 1** kursuje w ☺ w okresie 26.IV - 10.V oraz 8.V (w Harrachovie autobusy ZKA zatrzymują się na przystankach Nový Svět, U Motejků i Sklárna);
2 w dniu 20/21, 21/22.III Warszawa Centralna przyj. 6.00, a w dniu 28/29.III Warszawa Centralna przyj. 7.08, Warszawa Wschodnia 7.15;
3 kursuje codziennie do 15.III i od 23.V, w ☺ w okresie 21.III - 25.IV oraz 2, 3.IV, 16, 17.V;
4 na odcinku Szklarska Poręba Górna - Jelenia Góra kursuje codziennie do 6.IV;
5 w dniu 28/29.III Gdynia Główna przyj. 6.58;
6 kursuje codziennie od 7.IV;

| Kudowa-Zdrój / Kraków Główny* 230 o | | | | | | | | | | | | | | | | | | 6.53* | | | |
|-------------------------------------|---------------------------|-----------------|---|---|--|--|--|--|--|--|--|--|--|--|--|--|--|--|---|--------------|---------|
| Kłodzko Miasto 230 o | | | 5.27 | | | | | | | | | | | | | | | 11.57 | 12.11 | | |
| Kłodzko Główne 230 p | | | 5.29 | | | | | | | | | | | | | | | 12.00 | 12.14 | | |
| Informacja o pociągu | | | D96 | D64 | | | | | | | | | | | | | | TLK | D96 | | |
| | | | KD-60431 | KD-66949 | | | | | | | | | | | | | | | I-36106 | KD-60436 | |
| | | | KD-60430 | KD-66948 | | | | | | | | | | | | | | I-36107 | KD-60437 | | |
| | | |  2 |  2 | | | | | | | | | | | | | |  1-2 ^R |  2 | | |
| | | | ♻️ * | ♻️ * | | | | | | | | | | | | | | | ♻️ * | | |
| km | | | | | | | | | | | | | | | | | | | | | |
| 0 | KŁODZKO GŁÓWNE | 230 o | 5.34 | | | | | | | | | | | | | | | 12.01 | 12.15 | | |
| 4,615 | Bierkowice ▲ | | 5.39 | | | | | | | | | | | | | | | | | 12.20 | |
| 7,610 | Gorzuchów Kłodzki ▲ | | 5.42 | | | | | | | | | | | | | | | | | 12.24 | |
| 14,067 | Ścinawka Średnia | | 5.48 | | | | | | | | | | | | | | | | | 12.30 | |
| 21,664 | Nowa Ruda | | 5.56 | | | | | | | | | | | | | | | | | 12.38 | |
| 23,836 | Nowa Ruda Przedmieście ▲ | | 6.00 | | | | | | | | | | | | | | | | | 12.42 | |
| 27,075 | Nowa Ruda Zdrojowisko ▲ | | 6.07 | | | | | | | | | | | | | | | | | 12.50 | |
| 29,417 | Ludwikowice Kłodzkie | | 6.12 | | | | | | | | | | | | | | | | | 12.55 | |
| 33,189 | Świerki Dolne ▲ | | 6.17 | | | | | | | | | | | | | | | | | 12.59 | |
| 35,210 | Bartnica | | 6.19 | | | | | | | | | | | | | | | | | 13.02 | |
| 40,110 | Głuszycza Górna ▲ | | 6.24 | | | | | | | | | | | | | | | | | 13.07 | |
| | | p | 6.27 | | | | | | | | | | | | | | | | | 13.09 | |
| 42,263 | Głuszycza | | 6.33 | 6.46 | | | | | | | | | | | | | | | | 13.09 | |
| 45,036 | Jedlina-Zdrój | 223 p | 6.36 | 6.49 | | | | | | | | | | | | | | | | 12.52 | 13.13 |
| | Jedlina-Zdrój | 223 o | < | 6.50 | | | | | | | | | | | | | | | | < | |
| | Świdnica Miasto | 223, 235 p | < | 7.20 | | | | | | | | | | | | | | | | < | |
| | Jaworzyna Śląska | 223, 235, 240 p | < | 7.33 | | | | | | | | | | | | | | | | < | |
| | Wrocław Główny / Legnica* | 223, 240 p | < | | | | | | | | | | | | | | | | | < | |
| | | | | | | | | | | | | | | | | | | | | § 10.58* | 12.38 |
| 45,036 | Jedlina-Zdrój | 223 o | 6.37 | | | | | | | | | | | | | | | | | 12.53 | 13.14 |
| 47,727 | Jedlina-Zdrój Borowa ▲ | | 6.41 | | | | | | | | | | | | | | | | | | 13.17 |
| 50,990 | WAŁBRZYCH GŁÓWNY | 240 p | 6.47 | | | | | | | | | | | | | | | | | 13.01 | 13.22 |
| | Wałbrzych Główny | 240 o | 7.01 | | | | | | | | | | | | | | | | | 13.09 | 13.31 |
| | Wałbrzych Miasto | 240 p | 7.15 | | | | | | | | | | | | | | | | | 13.22 | 13.46 |
| | Wałbrzych Główny | 240 o | § 7.34 | | | | | | | | | | | | | | | | | 13.10 | § 13.41 |
| | Jelenia Góra | 240 p | § 8.26 | | | | | | | | | | | | | | | | | 13.55 | § 14.26 |

245

KŁODZKO - WAŁBRZYCH

| | | 14.53 | | 16.05 | | 18.33 | | 20.11 | | | |
|--|---|------------|----------|----------|--|----------|----------|----------|----------|--|----------|
| <i>Kudowa-Zdrój / Kraków Główny*</i> 230 o | | | | 17.04 | | | | 20.13 | | | |
| <i>Kłodzko Miasto</i> 230 o | | 14.55 | | 17.07 | | 18.35 | | | | | |
| <i>Kłodzko Główne</i> 230 p | | | | | | | | | | | |
| Informacja o pociągu | | D96 | D64 | D96 | | D96 | D64 | D96 | D64 | | D64 |
| | | KD-60442/3 | KD-66953 | KD-60444 | | KD-60446 | KD-69135 | KD-60448 | KD-69137 | | KD-66957 |
| | | KD-60440/1 | KD-66952 | KD-60445 | | KD-60447 | KD-69134 | KD-60449 | KD-69136 | | KD-66956 |
| | | 2 | 2 | 2 | | 2 | 2 | 2 | 2 | | 2 |
| | | ♣ ♣ * | ♣ ♣ * | ♣ ♣ * | | ♣ ♣ * | ♣ ♣ * | ♣ ♣ * | ♣ ♣ * | | ♣ ♣ * |
| km | | | | Ⓜ | | | Ⓜ | | Ⓜ | | Ⓜ |
| 0 | KŁODZKO GŁÓWNE 230 o | 14.56 | | 17.08 | | 18.38 | | 20.14 | | | |
| 4,615 | Bierkowice ▲ | 15.02 | | 17.13 | | 18.44 | | 20.19 | | | |
| 7,610 | Gorzuchów Kłodzki ▲ | 15.05 | | 17.16 | | 18.47 | | 20.23 | | | |
| 14,067 | Ścinawka Średnia | 15.11 | | 17.23 | | 18.53 | | 20.28 | | | |
| 21,664 | Nowa Ruda | 15.20 | | 17.32 | | 19.01 | | 20.36 | | | |
| 23,836 | Nowa Ruda Przedmieście ▲ | 15.24 | | 17.35 | | 19.05 | | 20.40 | | | |
| 27,075 | Nowa Ruda Zdrojowisko ▲ | 15.31 | | 17.43 | | 19.12 | | 20.48 | | | |
| 29,417 | Ludwikowice Kłodzkie | 15.39 | | 17.49 | | 19.17 | | 20.53 | | | |
| 33,189 | Świerki Dolne ▲ | 15.44 | | 17.53 | | 19.22 | | 20.57 | | | |
| 35,210 | Bartnica | 15.47 | | 17.58 | | 19.24 | | 21.00 | | | |
| 40,110 | Głuszycza Górna ▲ | 15.52 | | 18.03 | | 19.29 | | 21.05 | | | |
| | | 15.55 | | 18.06 | | 19.32 | | 21.07 | | | |
| 42,263 | Głuszycza p | | | | | | | | | | |
| | | 15.55 | 16.02 | 18.07 | | 19.32 | 19.39 | 21.08 | 21.15 | | 23.08 |
| 45,036 | Jedlina-Zdrój 223 p | 15.59 | 16.05 | 18.10 | | 19.36 | 19.42 | 21.11 | 21.18 | | 23.11 |
| | <i>Jedlina-Zdrój</i> 223 o | < | 16.06 | 18.19 | | < | 19.43 | < | 21.19 | | 23.12 |
| | <i>Świdnica Miasto</i> 223, 235 p | < | 16.36 | 18.49 | | < | 20.13 | < | 21.50 | | 23.43 |
| | <i>Jaworzyna Śląska</i> 223, 235, 240 p | < | 16.49 | 19.01 | | < | 20.25 | < | 22.05 | | 23.57 |
| | <i>Wrocław Główny / Legnica*</i> 223, 240 p | < | | 19.44* | | < | 21.09 | < | 22.47 | | |
| 45,036 | Jedlina-Zdrój 223 o | 15.59 | | 18.14 | | 19.36 | | 21.11 | | | |
| 47,727 | Jedlina-Zdrój Borowa ▲ | 16.03 | | 18.17 | | 19.40 | | 21.15 | | | |
| 50,990 | WAŁBRZYCH GŁÓWNY 240 p | 16.08 | | 18.22 | | 19.45 | | 21.20 | | | |
| | <i>Wałbrzych Główny</i> 240 o | 16.19 | | 18.46 | | 20.16 | | 21.25 | | | |
| | <i>Wałbrzych Miasto</i> 240 p | 16.33 | | 18.59 | | 20.30 | | 21.38 | | | |
| | <i>Wałbrzych Główny</i> 240 o | 16.29 | | 18.41 | | 19.57 | | 22.00 | | | |
| | <i>Jelenia Góra</i> 240 p | 17.21 | | 19.32 | | 20.53 | | 22.54 | | | |

Ⓜ od 16.III na odcinku Kudowa-Zdrój - Polanica-Zdrój ZKA (Kudowa-Zdrój odj. 15.52, Kłodzko Miasto 16.59, Kłodzko Główne przyj. 17.02);









| | | | | | | | | | | | | | | | | | | | |
|----------------------|-------------------------------|-----------------|--|------------|------------|--|------------|--|--|------------|------------|--|--|--|--|--|--|--|------------|
| Jelenia Góra | 240 o | | | 5.17 | | | 7.27 | | | 9.27 | | | | | | | | | 12.24 |
| Wałbrzych Główny | 240 p | | | 6.01 | | | 8.17 | | | 10.17 | | | | | | | | | 13.08 |
| Wałbrzych Miasto | 240 o | | | 6.09 | | | 8.08 | | | 10.32 | | | | | | | | | 12.58 |
| Wałbrzych Główny | 240 p | | | 6.20 | | | 8.23 | | | 10.44 | | | | | | | | | 13.10 |
| Informacja o pociągu | | | | D64 | D96 | | D96 | | | D64 | D96 | | | | | | | | D96 |
| | | | | KD-66901 | KD-60402 | | KD-60406/7 | | | KD-69105 | KD-60410 | | | | | | | | KD-60412 |
| | | | | KD-66900 | KD-60403 | | KD-60408/9 | | | KD-69104 | KD-60411 | | | | | | | | KD-60413 |
| | | | | ☛ 2 | ☛ 2 | | ☛ 2 | | | ☛ 2 | ☛ 2 | | | | | | | | ☛ 2 |
| | | | | Ⓢ Ⓢ * | Ⓢ Ⓢ * | | Ⓢ Ⓢ * | | | Ⓢ Ⓢ * | Ⓢ Ⓢ * | | | | | | | | Ⓢ Ⓢ * |
| km | | | | Ⓢ | Ⓢ | | Ⓢ | | | Ⓢ | Ⓢ | | | | | | | | Ⓢ |
| 0 | WAŁBRZYCH GŁÓWNY | 240 o | | | 6.25 | | 8.42 | | | 10.53 | | | | | | | | | 13.28 |
| 3,263 | Jedlina-Zdrój Borowa ▲ | | | | 6.30 | | 8.46 | | | 10.57 | | | | | | | | | 13.33 |
| 5,954 | Jedlina-Zdrój | 223 p | | | 6.33 | | 8.49 | | | 11.01 | | | | | | | | | 13.36 |
| | Wrocław Główny / Legnica* | 223, 240 o | | Ⓢ 4.44* | Ⓢ | | Ⓢ 7.19* | | | 9.16 | Ⓢ | | | | | | | | Ⓢ |
| | Jaworzyna Śląska | 223, 235, 240 o | | Ⓢ 5.42 | Ⓢ | | Ⓢ 7.59 | | | 9.57 | Ⓢ | | | | | | | | Ⓢ |
| | Świdnica Miasto | 223, 235 o | | Ⓢ 5.55 | Ⓢ | | Ⓢ 8.12 | | | 10.11 | Ⓢ | | | | | | | | Ⓢ |
| | Jedlina-Zdrój | 223 p | | Ⓢ 6.26 | Ⓢ | | Ⓢ 8.45 | | | 10.42 | Ⓢ | | | | | | | | Ⓢ |
| 5,954 | Jedlina-Zdrój | 223 o | | Ⓢ 6.26 | 6.38 | | 8.50 | | | 10.42 | 11.02 | | | | | | | | 13.36 |
| 8,727 | Głuszycza | p | | Ⓢ 6.31 | 6.42 | | 8.54 | | | 10.47 | 11.07 | | | | | | | | 13.40 |
| | | o | | | 6.42 | | 8.54 | | | | 11.07 | | | | | | | | 13.41 |
| 10,880 | Głuszycza Górna ▲ | | | | 6.45 | | 8.56 | | | | 11.10 | | | | | | | | 13.43 |
| 15,780 | Bartnica | | | | 6.50 | | 9.02 | | | | 11.15 | | | | | | | | 13.48 |
| 17,801 | Świerki Dolne ▲ | | | | 6.53 | | 9.05 | | | | 11.17 | | | | | | | | 13.51 |
| 21,573 | Ludwikowice Kłodzkie | | | | 6.57 | | 9.09 | | | | 11.22 | | | | | | | | 13.55 |
| 23,915 | Nowa Ruda Zdrojowisko ▲ | | | | 7.02 | | 9.14 | | | | 11.27 | | | | | | | | 14.00 |
| 27,154 | Nowa Ruda Przedmieście ▲ | | | | 7.10 | | 9.23 | | | | 11.34 | | | | | | | | 14.08 |
| 29,326 | Nowa Ruda | | | | 7.14 | | 9.28 | | | | 11.38 | | | | | | | | 14.12 |
| 36,923 | Ścinawka Średnia | | | | 7.21 | | 9.35 | | | | 11.45 | | | | | | | | 14.19 |
| 43,380 | Gorzuchów Kłodzki ▲ | | | | 7.26 | | 9.41 | | | | 11.51 | | | | | | | | 14.25 |
| 46,375 | Bierkowice ▲ | | | | 7.29 | | 9.44 | | | | 11.54 | | | | | | | | 14.28 |
| 50,990 | KŁODZKO GŁÓWNE | 230 p | | | 7.34 | | 9.49 | | | | 11.59 | | | | | | | | 14.33 |
| | Kłodzko Głównie | 230 o | | | 7.35 | | 9.50 | | | | 12.00 | | | | | | | | 14.33 |
| | Kłodzko Miasto | 230 p | | | 7.38 | | 9.53 | | | | 12.03 | | | | | | | | 14.36 |
| | Kudowa-Zdrój / Kraków Główny* | 230 p | | | | | 11.08 | | | | | | | | | | | | |

Ⓢ do Kłodzka Miasta kursuje codziennie, a do Kudowy-Zdroju w Ⓢ (od 16.III na odcinku Polanica-Zdrój - Kudowa-Zdrój ZKA, Kudowa-Zdrój przyj. 11.17);

Ⓢ **BOROWA**;

245

WAŁBRZYCH - KŁODZKO

| | | | | | | | | | | | | | | | | | |
|----------------------|-------------------------------|-----------------|---|--|--|--|--|--|--|--|--|--|---------|--|-------|--|--|
| Jelenia Góra | 240 o | | 14.33 | | | 15.30 | | | | | | | | | 20.43 | | |
| Wałbrzych Główny | 240 p | | 15.15 | | | 16.19 | | | | | | | | | 21.24 | | |
| Wałbrzych Miasto | 240 o | | 15.02 | | | 16.15 | | | | | | | | | 21.44 | | |
| Wałbrzych Główny | 240 p | | 15.12 | | | 16.26 | | | | | | | | | 21.55 | | |
| Informacja o pociągu | | | TLK I-63106 I-63107 1-2  K | D64 KD-66907 KD-66906 2  b o * | | D96 KD-60418/9 KD-60416/7 2  b o * | | | | D96 KD-60420 KD-60421 2  b o * | D64 KD-66911 KD-66910 2  b o * | | | D64 KD-69113 KD-69112 2  b o * | | D96 KD-60422 2  b o * | D64 KD-69115 KD-69114 2  b o * |
| km | | | | | | | | | | | | | | | | | |
| 0 | WAŁBRZYCH GŁÓWNY | 240 o | 15.16 | | | 16.40 | | | | 18.55 | | | | | | 22.03 | |
| 3,263 | Jedlina-Zdrój Borowa ▲ | ↓ | | | | 16.44 | | | | 18.59 | | | | | | 22.07 | |
| 5,954 | Jedlina-Zdrój | 223 p | 15.24 | | | 16.48 | | | | 19.03 | | | | | | 22.11 | |
| | Wrocław Główny / Legnica* | 223, 240 o | < | 14.02* | | < | | | | § 17.24* | | | § 19.24 | | < | | § 21.20 |
| | Jaworzyna Śląska | 223, 235, 240 o | < | 15.01 | | < | | | | § 17.24 | § 18.38 | | § 20.04 | | < | | § 22.02 |
| | Świdnica Miasto | 223, 235 o | < | 15.15 | | < | | | | § 17.37 | § 18.51 | | § 20.18 | | < | | § 22.19 |
| | Jedlina-Zdrój | 223 p | < | 15.46 | | < | | | | § 18.09 | § 19.23 | | § 20.49 | | < | | § 22.50 |
| 5,954 | Jedlina-Zdrój | 223 o | 15.25 | 15.46 | | 16.49 | | | | 19.03 | § 19.23 | | § 20.49 | | | 22.11 | § 22.51 |
| 8,727 | Głuszyca | p | | 15.51 | | 16.53 | | | | 19.07 | § 19.28 | | § 20.54 | | | 22.15 | § 22.55 |
| 10,880 | Głuszyca Górna ▲ | o | | | | 16.54 | | | | 19.07 | | | | | | 22.15 | |
| 15,780 | Bartnica | | | | | 16.57 | | | | 19.10 | | | | | | 22.18 | |
| 17,801 | Świerki Dolne ▲ | | | | | 17.03 | | | | 19.15 | | | | | | 22.23 | |
| 21,573 | Ludwikowice Kłodzkie | | | | | 17.06 | | | | 19.17 | | | | | | 22.25 | |
| 23,915 | Nowa Ruda Zdrojowisko ▲ | | | | | 17.11 | | | | 19.22 | | | | | | 22.30 | |
| 27,154 | Nowa Ruda Przedmieście ▲ | | | | | 17.16 | | | | 19.27 | | | | | | 22.35 | |
| 29,326 | Nowa Ruda | | 15.56 | | | 17.23 | | | | 19.34 | | | | | | 22.42 | |
| 36,923 | Ścinawka Średnia | | | | | 17.27 | | | | 19.38 | | | | | | 22.46 | |
| 43,380 | Gorzuchów Kłodzki ▲ | | | | | 17.34 | | | | 19.46 | | | | | | 22.54 | |
| 46,375 | Bierkowice ▲ | ↓ | | | | 17.40 | | | | 19.51 | | | | | | 22.59 | |
| 50,990 | KŁODZKO GŁÓWNE | 230 p | 16.14 | | | 17.43 | | | | 19.54 | | | | | | 23.02 | |
| | Kłodzko Głównie | 230 o | 16.15 | | | 17.51 | | | | 20.00 | | | | | | 23.08 | |
| | Kłodzko Miasto | 230 p | 16.18 | | | 17.54 | | | | 20.03 | | | | | | 23.13 | |
| | Kudowa-Zdrój / Kraków Główny* | 230 p | 21.26* | | | | | | | | | | | | | 23.16 | |

 w dniach 14, 15.III na odcinku Legnica - Jawor ZKA (Legnica odj. 13.36);

| Wrocław Główny Jelenia Góra | | 240 o 240 p | 3.31 5.32 | 4.55 7.15 | 6.10 8.26 | 6.56 9.13 | 8.13 10.28 | 9.26 11.36 | 11.07 13.20 | 12.30 14.26 | 13.10 15.27 | 15.10 17.21 | 15.55 18.12 | 17.25 19.32 | 19.35 21.33 | |
|--------------------------------|---------------------|----------------|---|---|---|---|---|---|---|---|---|---|---|---|---|-------|
| Informacja o pociągu | | | D62 KD-66750 KD-66751 2 ♣ ♣ * | D62 KD-66752 KD-66753 2 ♣ ♣ * | D62 KD-66062 KD-66063 2 ♣ ♣ * | D62 KD-66754 KD-66755 2 ♣ ♣ * | D62 KD-66064 KD-66065 2 ♣ ♣ * | D62 KD-66756 KD-66757 2 ♣ ♣ * | D62 KD-66758 KD-66759 2 ♣ ♣ * | D62 KD-66760 KD-66761 2 ♣ ♣ * | D62 KD-66762 KD-66763 2 ♣ ♣ * | D62 KD-66764 KD-66765 2 ♣ ♣ * | D62 KD-66066 KD-66067 2 ♣ ♣ * | D62 KD-66766 KD-66767 2 ♣ ♣ * | D62 5313 KD-66890/1 2 ♣ ♣ * | |
| km | | | | | | | | | | | | | | | | |
| 0 | JELENIA GÓRA | 240, 255 o | 6.20 | 7.30 | 8.35 | 9.30 | 10.35 | 11.55 | 13.25 | 14.38 | 15.37 | 17.35 | 18.37 | 19.40 | 21.45 | |
| 3,277 | Łomnica Średnia | | 6.24 | 7.34 | | 9.34 | | 11.59 | 13.29 | 14.42 | 15.41 | 17.39 | | 19.44 | 21.49 | |
| 4,359 | Łomnica Dolna | | 6.26 | 7.36 | | 9.36 | | 12.01 | 13.31 | 14.44 | 15.43 | 17.41 | | 19.46 | 21.51 | |
| 6,274 | Łomnica | | 6.29 | 7.39 | | 9.39 | | 12.04 | 13.34 | 14.47 | 15.46 | 17.44 | | 19.49 | 21.54 | |
| 9,522 | Mysłakowice | | 6.33 | 7.43 | | 9.43 | | 12.08 | 13.38 | 14.51 | 15.50 | 17.48 | | 19.53 | 21.58 | |
| 10,707 | Mysłakowice Orzeł | | 6.35 | 7.45 | | 9.45 | | 12.10 | 13.40 | 14.53 | 15.52 | 17.50 | | 19.55 | 22.00 | |
| 13,252 | Miłków | | 6.39 | 7.49 | | 9.49 | | 12.14 | 13.44 | 14.57 | 15.56 | 17.54 | | 19.59 | 22.04 | |
| 16,439 | KARPACZ | p | 6.43 | 7.53 | 8.53 | 9.53 | 10.53 | 12.18 | 13.48 | 15.01 | 16.00 | 17.58 | 18.55 | 20.03 | 22.10 | |
| z powrotem | | | | | | | | | | | | | | | | |
| Informacja o pociągu | | | D62 KD-66770 KD-66771 2 ♣ ♣ * | D62 KD-66770 KD-66771 2 ♣ ♣ * | D62 KD-66772 KD-66773 2 ♣ ♣ * | D62 KD-66774 KD-66775 2 ♣ ♣ * | D62 KD-66776 KD-66777 2 ♣ ♣ * | D62 KD-66082 KD-66083 2 ♣ ♣ * | D62 KD-66778 KD-66779 2 ♣ ♣ * | D62 KD-66780 KD-66068 2 ♣ ♣ * | D62 KD-66782 KD-66783 2 ♣ ♣ * | D62 KD-66786 KD-66084 2 ♣ ♣ * | D62 KD-66085 KD-66086 2 ♣ ♣ * | D62 KD-66788 KD-66789 2 ♣ ♣ * | D62 KD-66790 KD-66791 2 ♣ ♣ * | |
| km | | | | | | | | | | | | | | | | |
| 0 | KARPACZ | o | 6.53 | 6.59 | 7.59 | 8.59 | 9.59 | 10.59 | 12.24 | 13.56 | 15.07 | 16.07 | 18.04 | 19.04 | 20.10 | 22.20 |
| 3,187 | Miłków | | 6.57 | 7.03 | 8.03 | 9.03 | 10.03 | | 12.28 | 14.00 | | 16.11 | 18.08 | | 20.14 | 22.24 |
| 5,732 | Mysłakowice Orzeł | | 7.00 | 7.07 | 8.07 | 9.07 | 10.07 | | 12.32 | 14.04 | | 16.15 | 18.12 | | 20.18 | 22.28 |
| 6,917 | Mysłakowice | | 7.03 | 7.09 | 8.09 | 9.09 | 10.09 | | 12.34 | 14.06 | | 16.17 | 18.14 | | 20.20 | 22.30 |
| 10,165 | Łomnica | | 7.07 | 7.13 | 8.13 | 9.13 | 10.13 | | 12.38 | 14.10 | | 16.21 | 18.18 | | 20.24 | 22.34 |
| 12,080 | Łomnica Dolna | | 7.09 | 7.15 | 8.15 | 9.15 | 10.15 | | 12.40 | 14.12 | | 16.23 | 18.20 | | 20.26 | 22.36 |
| 13,162 | Łomnica Średnia | | 7.11 | 7.17 | 8.17 | 9.17 | 10.17 | | 12.42 | 14.14 | | 16.25 | 18.22 | | 20.28 | 22.38 |
| 16,439 | JELENIA GÓRA | 240, 255 p | 7.16 | 7.22 | 8.22 | 9.22 | 10.22 | 11.17 | 12.47 | 14.19 | 15.25 | 16.30 | 18.27 | 19.22 | 20.33 | 22.43 |
| Jelenia Góra | | 240 o | 7.27 | 7.27 | 8.49 | 9.27 | 10.32 | 11.27 | 13.28 | 14.24 | 15.30 | 16.42 | 18.40 | 19.27 | 20.43 | 22.50 |
| Wrocław Główny | | 240 p | 9.39 | 9.39 | 10.44 | 11.39 | 12.28 | 13.38 | 15.38 | 16.17 | 17.38 | 18.58 | 20.34 | 21.38 | 22.36 | (|

- 1** z Görlitz kursuje codziennie oprócz 13 - 16.IV, a od Zgorzelca codziennie (w dniach 13 - 16.IV na odcinku Zgorzelec - Lubań Śląski ZKA);
2 kursuje codziennie oprócz 29.III;
3 do Wałbrzycha Głównego;
4 kursuje 29.III;

247

SĘDZISŁAW - KAMIENNA GÓRA - LUBAWKA - KRÁLOVEC (CZ)

| | | | | | | | | | | | | | | | | | | | |
|----------------------|------------------------|--------------------------------------|---|----------|--|---|--|--|--------------------------------------|--|--|--------------------------------------|--|--|--------------------------------------|--------------------------------------|--|--|---|
| Wrocław Główny | 240 o | 4.55 | 6.10 | | | 8.13 | | | 10.08 | | | 13.10 | | | 15.10 | 15.10 | | | 17.25 |
| Sędziszław | 240 p | 6.47 | 7.58 | | | 10.01 | | | 11.58 | | | 15.00 | | | 16.53 | 16.53 | | | 19.10 |
| Jelenia Góra | 240 o | 6.13 | 7.27 | | | 9.27 | | | 11.27 | | | 14.15 | | | 16.42 | 16.42 | | | 18.40 |
| Sędziszław | 240 p | 6.39 | 7.54 | | | 9.54 | | | 11.53 | | | 14.44 | | | 17.07 | 17.07 | | | 19.03 |
| Informacja o pociągu | | D66 25401 KD-60480 2 | D66 25403 25405 KD-60482 2 | | | D66 25407 KD-60484 2 | | | D66 25409 KD-60486 2 | | | D66 25421 KD-60488 2 | | | D66 25415 KD-60490 2 | D66 25423 KD-60490 2 | | | D66 25417 KD-60492 2 |
| km | | | 1 | | | | | | | | | | | | 4 | 3 | | | |
| 0 | SĘDZISŁAW | 240 o | 6.52 | 8.03 | | 10.06 | | | 12.03 | | | 15.12 | | | 17.11 | 17.15 | | | 19.15 |
| 5,946 | Kamienna Góra | ↓ | 7.00 | 8.11 | | 10.14 | | | 12.11 | | | 15.20 | | | 17.19 | 17.23 | | | 19.23 |
| 11,341 | Błażkowa ▲ | ↓ | 7.06 | 8.17 | | 10.20 | | | 12.17 | | | 15.26 | | | 17.25 | 17.29 | | | 19.29 |
| 16,094 | LUBAWKA | p | 7.12 | 8.23 | | 10.26 | | | 12.23 | | | 15.32 | | | 17.31 | 17.35 | | | 19.35 |
| 18,740 | <i>Granica Państwa</i> | ↓ | 7.13 | 8.24 | | 10.27 | | | 12.24 | | | 15.33 | | | 17.32 | 17.36 | | | 19.36 |
| 20,500 | KRÁLOVEC (CZ) | p | 7.19 | 8.30 | | 10.33 | | | 12.30 | | | 15.39 | | | 17.38 | 17.42 | | | 19.42 |
| | <i>Královec</i> | o | | 8.31 | | | | | 12.31 | | | | | | 17.39 | | | | 19.43 |
| | <i>Trutnov hl. n.</i> | p | | 8.56 | | | | | 12.57 | | | | | | 18.02 | | | | 20.08 |
| z powrotem | | | | | | | | | | | | | | | | | | | |
| | <i>Trutnov hl. n.</i> | o | 5.36 | | | 8.59 | | | | | | 13.37 | | | | | | | 18.05 |
| | <i>Královec</i> | p | 6.03 | | | 9.24 | | | | | | 14.02 | | | | | | | 18.30 |
| Informacja o pociągu | | D66 25400 KD-60461 2 | D66 25402 KD-60463 2 | | | D66 25424 25406 KD-60465 2 | | | D66 25408 KD-60467 2 | | | D66 25410 KD-60469 2 | | | D66 25412 KD-60471 2 | | | | D66 25414 25416 KD-60473 2 |
| km | | | | 2 | | | | | | | | | | | | | | | 2 |
| 0 | KRÁLOVEC (CZ) | o | 6.07 | 7.23 | | 9.25 | | | 11.21 | | | 14.13 | | | 16.13 | | | | 18.32 |
| 1,760 | <i>Granica Państwa</i> | ↓ | | | | | | | | | | | | | | | | | |
| 4,406 | LUBAWKA | p | 6.12 | 7.28 | | 9.30 | | | 11.26 | | | 14.18 | | | 16.18 | | | | 18.37 |
| 9,159 | Błażkowa ▲ | o | 6.13 | 7.29 | | 9.31 | | | 11.27 | | | 14.19 | | | 16.19 | | | | 18.38 |
| 14,554 | Kamienna Góra | ↓ | 6.19 | 7.35 | | 9.37 | | | 11.33 | | | 14.25 | | | 16.25 | | | | 18.44 |
| 20,500 | SĘDZISŁAW | 240 p | 6.25 | 7.41 | | 9.43 | | | 11.39 | | | 14.31 | | | 16.31 | | | | 18.50 |
| | <i>Sędziszław</i> | 240 o | 6.34 | 7.50 | | 9.51 | | | 11.48 | | | 14.40 | | | 16.40 | | | | 18.59 |
| | <i>Jelenia Góra</i> | 240 p | 6.48 | 7.59 | | 10.02 | | | 11.59 | | | 15.01 | | | 16.54 | | | | 19.11 |
| | <i>Sędziszław</i> | 240 o | 7.15 | 8.26 | | 10.28 | | | 12.25 | | | 15.27 | | | 17.21 | | | | 19.32 |
| | <i>Sędziszław</i> | 240 o | 6.40 | 7.55 | | 9.56 | | | 11.54 | | | 14.45 | | | 17.08 | | | | 19.04 |
| | <i>Wrocław Główny</i> | 240 p | 8.26 | 9.39 | | 11.39 | | | 13.38 | | | 16.24 | | | 18.58 | | | | 20.34 |

- 1** na odcinku Královec - Trutnov hl. n. kursuje w © oraz 3.IV, 8.V, 5.VI;
2 na odcinku Trutnov hl. n. - Královec kursuje w © oraz 3.IV, 8.V, 5.VI;
3 kursuje w © oprócz 3.IV, 8.V, 5.VI;
4 kursuje w © oraz 3.IV, 8.V, 5.VI;

| | | | | | | | | | | | | | | | | | |
|-----------------------------|------------------------|---|-------------------------------|------|--|-------------------------------|---|--|-------------------------------|--|-------------------------------|-------------------------------|-------------------------------|-------------------------------|-------------------------------|--|-------------------------------|
| <i>Görlitz / Węgliniec*</i> | 255 o | 4.30* | 5.39 | | | 7.39 | 9.39 | | 11.39 | | 13.39 | | 15.39 | | 17.39 | | 19.39 |
| <i>Gryfów Śląski</i> | 255 p | 5.16 | 6.32 | | | 8.32 | 10.32 | | 12.32 | | 14.32 | | 16.32 | | 18.32 | | 20.32 |
| <i>Jelenia Góra</i> | 255 o | < | 5.45 | | | 8.45 | 9.45 | | 11.45 | | 13.45 | 14.35 | 15.45 | 16.45 | 17.45 | | 19.45 |
| <i>Gryfów Śląski</i> | 255 p | < | 6.29 | | | 9.32 | 10.29 | | 12.28 | | 14.29 | 15.22 | 16.29 | 17.32 | 18.29 | | 20.29 |
| Informacja o pociągu | | D62 KD-66800 KD-66801 2 ♣ ♣ * | D62 KD-66805 2 ♣ ♣ * | | | D62 KD-66809 2 ♣ ♣ * | D62 5305 KD-66812/3 2 ♣ ♣ * | | D62 KD-66815 2 ♣ ♣ * | | D62 KD-66821 2 ♣ ♣ * | D62 KD-66823 2 ♣ ♣ * | D62 KD-66827 2 ♣ ♣ * | D62 KD-66829 2 ♣ ♣ * | D62 KD-66831 2 ♣ ♣ * | | D62 KD-66837 2 ♣ ♣ * |
| km | | | | | | | | | | | | | | | | | |
| 0 | GRYFÓW ŚLĄSKI | 255 o | 5.17 | 6.37 | | 9.37 | 10.37 | | 12.37 | | 14.37 | 15.27 | 16.37 | 17.36 | 18.37 | | 20.37 |
| 3,132 | Proszówka ▲ | | 5.21 | 6.41 | | | 10.41 | | 12.41 | | 14.41 | 15.31 | 16.41 | | 18.41 | | 20.41 |
| 8,772 | Mirsk | | 5.27 | 6.47 | | 9.47 | 10.47 | | 12.47 | | 14.47 | 15.37 | 16.47 | 17.46 | 18.47 | | 20.47 |
| 12,034 | Mroczkowice ▲ | | 5.31 | 6.51 | | | 10.51 | | 12.51 | | 14.51 | 15.41 | 16.51 | | 18.51 | | 20.51 |
| 13,929 | Orłowice | | 5.34 | 6.54 | | | 10.54 | | 12.54 | | 14.54 | 15.44 | 16.54 | | 18.54 | | 20.54 |
| 16,439 | ŚWIERADÓW-ZDRÓJ | p | 5.39 | 6.59 | | 9.56 | 10.59 | | 12.59 | | 14.59 | 15.49 | 16.59 | 17.55 | 18.59 | | 20.59 |

z powrotem

| | | | | | | | | | | | | | | | | | |
|----------------------|-----------------------------|-------------------------------|-------------------------------|------|--|-------------------------------|--|---|-------------------------------|-------------------------------|-------------------------------|-------------------------------|--|---|--|-------------------------------|-------------------------------|
| Informacja o pociągu | | D62 KD-60802 2 ♣ ♣ * | D62 KD-66842 2 ♣ ♣ * | | | D62 KD-66844 2 ♣ ♣ * | | D62 5316 KD-66816/7 2 ♣ ♣ * | D62 KD-66846 2 ♣ ♣ * | D62 KD-66848 2 ♣ ♣ * | D62 KD-66850 2 ♣ ♣ * | D62 KD-66852 2 ♣ ♣ * | | D62 5312 KD-66854/5 2 ♣ ♣ * | | D62 KD-66856 2 ♣ ♣ * | D62 KD-66840 2 ♣ ♣ * |
| km | | | | | | | | | | | | | | | | | |
| 0 | ŚWIERADÓW-ZDRÓJ | o | 6.05 | 7.05 | | 10.05 | | 12.05 | 13.05 | 14.05 | 15.05 | 16.05 | | 18.05 | | 20.05 | 21.05 |
| 2,510 | Orłowice | | 6.08 | 7.08 | | 10.08 | | 12.08 | | 14.08 | | 16.08 | | 18.08 | | 20.08 | 21.08 |
| 4,405 | Mroczkowice ▲ | | 6.10 | 7.10 | | 10.10 | | 12.10 | | 14.10 | | 16.10 | | 18.10 | | 20.10 | 21.10 |
| 7,667 | Mirsk | | 6.14 | 7.14 | | 10.14 | | 12.14 | 13.13 | 14.14 | 15.13 | 16.14 | | 18.14 | | 20.14 | 21.14 |
| 13,307 | Proszówka ▲ | | 6.21 | 7.21 | | 10.21 | | 12.21 | | 14.21 | | 16.21 | | 18.21 | | 20.21 | 21.21 |
| 16,439 | GRYFÓW ŚLĄSKI | 255 p | 6.25 | 7.25 | | 10.25 | | 12.25 | 13.22 | 14.25 | 15.23 | 16.25 | | 18.25 | | 20.25 | 21.25 |
| | <i>Gryfów Śląski</i> | 255 o | 6.32 | 7.32 | | 10.40 | | 12.32 | 13.26 | 14.32 | 15.27 | 16.32 | | 18.32 | | 20.32 | < |
| | <i>Jelenia Góra</i> | 255 p | 7.15 | 8.24 | | 11.22 | | 13.15 | 14.10 | 15.15 | 16.14 | 17.15 | | 19.15 | | 21.15 | < |
| | <i>Gryfów Śląski</i> | 255 o | 6.34 | 8.34 | | 10.34 | | 12.34 | | 14.34 | | 16.34 | | 18.34 | | 20.34 | 21.26 |
| | <i>Görlitz / Węgliniec*</i> | 255 p | 7.27 | 9.27 | | 11.27 | | 13.27 | | 15.27 | | 17.27 | | 19.27 | | 21.27 | 22.12* |

- 1 do Zgorzelca kursuje codziennie, a do Görlitz codziennie oprócz 13 - 16.IV (w dniach 13 - 16.IV na odcinku Lubań Śląski - Zgorzelec ZKA);
2 do Zgorzelca kursuje codziennie, a do Görlitz codziennie oprócz 13 - 17.IV (w dniach 13 - 17.IV na odcinku Lubań Śląski - Zgorzelec ZKA);
3 z Görlitz kursuje codziennie oprócz 13 - 17.IV, a od Zgorzelca codziennie (w dniach 13 - 17.IV na odcinku Zgorzelec - Lubań Śląski ZKA);
4 **RADON**;
5 **IZERY**;

254

CHOJNÓW - ROKITKI - CHOCIANÓW

| Legnica | | 260, 270 o | 5.47 | 6.11 | | 7.47 | 9.10 | | 10.47 | | 13.03 | 13.17 | | 15.05 | 16.16 | 16.47 | 18.03 | 18.47 | | 20.50 | |
|----------------------|------------------|------------|--------------|--------------|--------------|--------------|--------------|--|--------------|--------------|--------------|--------------|--------------|--------------|--------------|--------------|--------------|--------------|--------------|--------------|--|
| Chojnów | | 260 p | 6.03 | 6.26 | | 8.03 | 9.26 | | 11.03 | | 13.19 | 13.33 | | 15.21 | 16.33 | 17.03 | 18.18 | 19.03 | | 21.06 | |
| Informacja o pociągu | | | D13 | D14 | | D13 | D14 | | D13 | | D14 | D13 | | D13 | D14 | D13 | D14 | D13 | | D13 | |
| km | | | KD-60501 | KD-67321 | | KD-60503 | KD-67325 | | KD-60505 | | KD-67327 | KD-60507 | | KD-60509 | KD-67329 | KD-60511 | KD-67331 | KD-60513 | | KD-60515 | |
| | | | ☰ 2 ⊖ Ⓞ * | ☰ 2 ⊖ Ⓞ * | | ☰ 2 ⊖ Ⓞ * | ☰ 2 ⊖ Ⓞ * | | ☰ 2 ⊖ Ⓞ * | | ☰ 2 ⊖ Ⓞ * | ☰ 2 ⊖ Ⓞ * | | ☰ 2 ⊖ Ⓞ * | ☰ 2 ⊖ Ⓞ * | ☰ 2 ⊖ Ⓞ * | ☰ 2 ⊖ Ⓞ * | ☰ 2 ⊖ Ⓞ * | | ☰ 2 ⊖ Ⓞ * | |
| | | | Ⓞ | Ⓞ | | Ⓞ | Ⓞ | | Ⓞ | | Ⓞ | Ⓞ | | Ⓞ | Ⓞ | Ⓞ | Ⓞ | Ⓞ | | Ⓞ | |
| 0 | CHOJNÓW | 260 o | 6.04 | 6.27 | | 8.04 | 9.27 | | 11.04 | | 13.20 | 13.34 | | 15.22 | 16.33 | 17.04 | 18.19 | 19.04 | | 21.07 | |
| 2,871 | Biała Górna ▲ | ↓ | 6.08 | 6.32 | | 8.08 | 9.31 | | 11.08 | | 13.24 | 13.38 | | 15.26 | 16.37 | 17.08 | 18.22 | 19.08 | | 21.11 | |
| 8,001 | Rokitki | 270 p | 6.14 | 6.38 | | 8.14 | 9.37 | | 11.14 | | 13.30 | 13.44 | | 15.32 | 16.43 | 17.14 | 18.29 | 19.14 | | 21.18 | |
| | <i>Rokitki</i> | 270 o | < | 6.39 | | < | 9.37 | | < | | 13.30 | < | | < | 16.43 | < | 18.29 | < | | < | |
| | <i>Żary</i> | 270 p | < | 7.32 | | < | 10.32 | | < | | 14.23 | < | | < | 17.36 | < | 19.29 | < | | < | |
| | <i>Tuplice</i> | 270 p | < | | | < | 10.55 | | < | | | < | | < | | < | | < | | < | |
| 8,001 | Rokitki | 270 o | 6.14 | | | 8.14 | | | 11.14 | | | 13.44 | | 15.32 | | 17.14 | | 19.14 | | 21.18 | |
| 18,358 | CHOCIANÓW | p | 6.25 | | | 8.25 | | | 11.25 | | | 13.55 | | 15.43 | | 17.25 | | 19.25 | | 21.28 | |
| z powrotem | | | | | | | | | | | | | | | | | | | | | |
| Informacja o pociągu | | | D13 | | D13 | | D13 | | D13 | | D13 | D14 | D13 | | D13 | D14 | D13 | D14 | D13 | | |
| km | | | KD-60570 | | KD-60572 | | KD-60574 | | KD-60576 | KD-76316 | KD-60578 | | KD-60580 | KD-76318 | KD-60582 | KD-76320 | KD-60584 | | KD-60584 | | |
| | | | ☰ 2 ⊖ Ⓞ * | | ☰ 2 ⊖ Ⓞ * | | ☰ 2 ⊖ Ⓞ * | | ☰ 2 ⊖ Ⓞ * | ☰ 2 ⊖ Ⓞ * | ☰ 2 ⊖ Ⓞ * | | ☰ 2 ⊖ Ⓞ * | ☰ 2 ⊖ Ⓞ * | ☰ 2 ⊖ Ⓞ * | ☰ 2 ⊖ Ⓞ * | ☰ 2 ⊖ Ⓞ * | | ☰ 2 ⊖ Ⓞ * | | |
| | | | Ⓞ | | Ⓞ | | Ⓞ | | Ⓞ | Ⓞ | Ⓞ | | Ⓞ | Ⓞ | Ⓞ | Ⓞ | Ⓞ | | Ⓞ | | |
| 0 | CHOCIANÓW | o | | 6.35 | | 8.43 | | | 11.41 | | | 14.14 | | 15.52 | | 17.46 | | 19.37 | | 21.36 | |
| 10,357 | Rokitki | 270 p | | 6.45 | | 8.53 | | | 11.51 | | | 14.24 | | 16.02 | | 17.56 | | 19.47 | | 21.46 | |
| | <i>Tuplice</i> | 270 o | | < | | < | | | < | | | < | | < | | < | | < | | < | |
| | <i>Żary</i> | 270 o | | < | | < | | | < | 14.35 | | < | | < | 18.22 | < | 19.48 | < | | < | |
| | <i>Rokitki</i> | 270 p | | < | | < | | | < | 15.35 | | < | | < | 19.18 | < | 20.42 | < | | < | |
| 10,357 | Rokitki | 270 o | | 6.45 | | 8.53 | | | 11.51 | | | 14.24 | 15.36 | 16.02 | | 17.56 | 19.18 | 19.47 | 20.42 | 21.46 | |
| 15,487 | Biała Górna ▲ | ↓ | | 6.51 | | 8.59 | | | 11.57 | | | 14.30 | 15.42 | 16.08 | | 18.02 | 19.25 | 19.53 | 20.48 | 21.52 | |
| 18,358 | CHOCIANÓW | p | | 6.55 | | 9.03 | | | 12.01 | | | 14.34 | 15.45 | 16.12 | | 18.06 | 19.28 | 19.57 | 20.52 | 21.56 | |
| | <i>Chojnów</i> | 260 o | | 6.57 | | 9.04 | | | 12.02 | | | 14.35 | 15.46 | 16.13 | | 18.07 | 19.29 | 19.58 | 20.53 | 21.57 | |
| | <i>Legnica</i> | 260, 270 p | | 7.14 | | 9.21 | | | 12.19 | | | 14.52 | 16.03 | 16.30 | | 18.24 | 19.45 | 20.15 | 21.08 | 22.14 | |

☐ do Żar kursuje codziennie, a do Tuplic w Ⓞ (w Ⓞ Żary przyj. 10.34);

| Wrocław Główny / Karpacz* Jelenia Góra | | 240 o 240 p | | | | | | | | | | | | | | | | |
|---|-----------------------|----------------|--------------|----------|-------------|-------------|-------------|----------|-------------|-------------|-------------|----------|--------------|--------------|--------------|----------|----------|----|
| Informacja o pociągu | | D62 | D1 | D62 | D62 | D62 | D1 | D62 | D62 | D62 | D1 | D62 | D62 | D62 | D62 | D62 | D62 | D1 |
| KD-66437 | | KD-69509 | KD-69508 | KD-66211 | KD-66803 | KD-66803 | KD-69593 | KD-66213 | KD-66807 | KD-66807 | KD-69514 | KD-66809 | KD-66239 | KD-66811 | KD-66811 | KD-69517 | KD-69516 | |
| E 2 | | E 2 | E 2 | E 2 | E 2 | E 2 | E 2 | E 2 | E 2 | E 2 | E 2 | E 2 | E 2 | E 2 | E 2 | E 2 | E 2 | |
| km | | 3 | 1 | 2 | 1 | 2 | 2 | 2 | 1 | 2 | 1 | 2 | 2 | 1 | 2 | 2 | 1 | |
| 0 | JELENIA GÓRA | 240 o | | | 5.45 | | | | 7.45 | | | 8.45 | | | 9.45 | | | |
| 1,317 | Jelenia Góra Zabobrze | 240 | | | 5.47 | | | | 7.47 | | | 8.47 | | | 9.47 | | | |
| 10,525 | Rybnica | | | | 5.57 | | | | 7.57 | | | | | | 9.57 | | | |
| 16,254 | Stara Kamienica | | | | 6.04 | | | | 8.04 | | | 9.10 | | | 10.04 | | | |
| 20,914 | Kwieciszowice ▲ | | | | 6.09 | | | | 8.09 | | | | | | 10.09 | | | |
| 26,036 | Rębiszów | | | | 6.15 | | | | 8.15 | | | 9.20 | | | 10.15 | | | |
| 31,624 | Młyńsko ▲ | | | | 6.21 | | | | 8.21 | | | | | | 10.21 | | | |
| 37,604 | Gryfów Śląski | 253 p | | | 6.29 | | | | 8.29 | | | 9.32 | | | 10.29 | | | |
| | Gryfów Śląski | 253 o | | | 6.37 | | | | (| | | 9.37 | | | 10.37 | | | |
| | Świeradów-Zdrój | 253 p | | | 6.59 | | | | (| | | 9.56 | | | 10.59 | | | |
| | Świeradów-Zdrój | 253 o | | | 6.05 | | | | 7.05 | | | | | | 10.05 | | | |
| | Gryfów Śląski | 253 p | | | 6.25 | | | | 7.25 | | | | | | 10.25 | | | |
| 37,604 | Gryfów Śląski | 253 o | | | 6.34 | | | | 8.34 | | | IZERY | | | 10.34 | | | |
| 40,155 | Ubockze ▲ | | | | 6.37 | | | | 8.37 | | | | | | 10.37 | | | |
| 43,912 | Olszyna Lubańska | | | | 6.42 | | | | 8.42 | | | | | | 10.42 | | | |
| 51,982 | Lubań Śląski | p | | | 6.53 | | | | 8.53 | | | | | | 10.53 | | | |
| 51,982 | Lubań Śląski | o | | 5.03 | (| | 7.38 | | (| | 9.06 | | | (| | 11.07 | | |
| 61,150 | Gierałtów ▲ | | | 5.15 | (| | 7.50 | | (| | 9.18 | | | (| | 11.19 | | |
| 64,114 | Gierałtów Wykroty | | | 5.20 | (| | 7.55 | | (| | 9.23 | | | (| | 11.24 | | |
| 73,783 | WĘGLINIEC | 260 p | | 5.30 | (| | 8.05 | | (| | 9.33 | | | (| | 11.34 | | |
| | Węgliniec | 260 o | | 5.39 | (| | 8.26 | | (| | 9.44 | | | (| | 11.44 | | |
| | Legnica | 260 p | | 6.21 | (| | 9.05 | | (| | 10.35 | | | (| | 12.35 | | |
| | Wrocław Główny | 260 p | | 7.09 | (| | 9.43 | | (| | 11.34 | | | (| | 13.33 | | |
| 51,982 | Lubań Śląski | o | | | 6.53 | 6.58 | | | 8.53 | 8.58 | | | | 10.53 | 10.58 | | | |
| 58,229 | Zaręba | | KWISA | | 7.00 | 7.08 | | | 9.00 | 9.08 | | | | 11.00 | 11.08 | | | |
| 62,722 | Batowice Lubańskie ▲ | | | | 7.05 | 7.15 | | | 9.05 | 9.15 | | | | 11.05 | 11.15 | | | |
| 68,492 | Studniska | | | | 7.11 | 7.25 | | | 9.11 | 9.25 | | | | 11.11 | 11.25 | | | |
| 71,575 | Jerzmanki | | | | 7.15 | (| | | 9.15 | (| | | 11.07 | 11.15 | (| | | |
| 75,625 | ZGORZELEC | 260 p | 5.07 | | 7.07 | 7.21 | 7.40 | | 9.07 | 9.21 | 9.40 | | 11.07 | 11.21 | 11.40 | | | |
| | Zgorzelec | 260 o | | | 7.23 | | | | 9.23 | | | | | 11.23 | | | | |
| | Görlitz | 260 p | | | 7.27 | | | | 9.27 | | | | | 11.27 | | | | |

- 1** na odcinku Lubań Śląski - Görlitz kursuje codziennie oprócz 13 - 17.IV;
2 kursuje 13 - 17.IV;
3 kursuje 14 - 17.IV;

Zastępcza Komunikacja Autobusowa
 Lokalizacje przystanków ZKA na str. 221

255

JELENIA GÓRA - LUBAŃ ŚLĄSKI -

WĘGLINIEC
ZGORZELEC

| Wrocław Główny / Karpacz* Jelenia Góra | | 240 o 240 p | | | | | | | | | | | | | | | | | |
|---|-----------------------|----------------------|-------------------------------------|----------------------|------------------------|-------|--|----------------------|-----------------------------------|----------------------|------------------------|--|---------------------------|-------|----------------------|-----------------------------------|----------------------|------------------------|---------------------------|
| Informacja o pociągu | | D62 | D62 | D62 | D1 | | | D62 | D62 | D62 | D1 | | D62 | | D62 | D62 | D62 | D1 | D62 |
| km | | KD-66815 2 ♣♣* | 5316 KD-66816/7 2 ♣♣* 1 | KD-66817 2 ♣♣* | KD-69521 E 2 ♣♣* | | | KD-66201 2 ♣♣* | 5308 KD-66819 2 ♣♣* 1 | KD-66819 2 ♣♣* | KD-69524 E 2 ♣♣* | | KD-66823 2 ♣♣* D | | KD-66203 4 ♣♣* | 5310 KD-66825 2 ♣♣* 3 | KD-66825 4 ♣♣* | KD-69528 E 2 ♣♣* | KD-66829 2 ♣♣* C |
| 0 | JELENIA GÓRA | 240 o | 11.45 | | | | | | 13.45 | | | | 14.35 | | 15.45 | | | | 16.45 |
| 1,317 | Jelenia Góra Zabobrze | 240 | 11.47 | | | | | | 13.47 | | | | 14.37 | | 15.47 | | | | 16.47 |
| 10,525 | Rybница | | 11.57 | | | | | | 13.57 | | | | 14.46 | | 15.57 | | | | |
| 16,254 | Stara Kamienica | | 12.03 | | | | | | 14.04 | | | | 14.58 | | 16.04 | | | | 17.11 |
| 20,914 | Kwieciszowice ▲ | | 12.09 | | | | | | 14.09 | | | | 15.03 | | 16.09 | | | | |
| 26,036 | Rębiszów | | 12.14 | | | | | | 14.15 | | | | 15.09 | | 16.15 | | | | 17.21 |
| 31,624 | Młyńsko ▲ | | 12.20 | | | | | | 14.21 | | | | 15.15 | | 16.21 | | | | |
| 37,604 | Gryfów Śląski | 253 p | 12.28 | | | | | | 14.29 | | | | 15.22 | | 16.29 | | | | 17.32 |
| | Gryfów Śląski | 253 o | 12.37 | | | | | | 14.37 | | | | 15.27 | | 16.37 | | | | 17.36 |
| | Świeradów-Zdrój | 253 p | 12.59 | | | | | | 14.59 | | | | 15.49 | | 16.59 | | | | 17.55 |
| | Świeradów-Zdrój | 253 o | | 12.05 | | | | | 14.05 | | | | | | 16.05 | | | | |
| | Gryfów Śląski | 253 p | | 12.25 | | | | | 14.25 | | | | | | 16.25 | | | | |
| 37,604 | Gryfów Śląski | 253 o | | 12.34 | | | | | 14.34 | | | | | | 16.34 | | | | |
| 40,155 | Ubocze ▲ | | | 12.37 | | | | | 14.37 | | | | | | 16.37 | | | | |
| 43,912 | Olszyna Lubańska | | | 12.42 | | | | | 14.42 | | | | | | 16.42 | | | | |
| 51,982 | Lubań Śląski | p | | 12.53 | | | | | 14.53 | | | | | | 16.53 | | | | |
| 51,982 | Lubań Śląski | o | | < | | | | | < | | 15.08 | | | | < | | | | 17.08 |
| 61,150 | Gierałtów ▲ | | | < | | | | | < | | 15.20 | | | | < | | | | 17.20 |
| 64,114 | Gierałtów Wykroty | | | < | | | | | < | | 15.25 | | | | < | | | | 17.25 |
| 73,783 | WĘGLINIEC | 260 p | | < | | | | | < | | 15.35 | | | | < | | | | 17.35 |
| | Węgliniec | 260 o | | < | | | | | < | | 15.44 | | | | < | | | | 17.44 |
| | Legnica | 260 p | D62 | < | | | | | < | | 16.35 | | | | < | | | | 18.35 |
| | Wrocław Główny | 260 p | | < | | | | | < | | 17.33 | | | | < | | | | 19.33 |
| 51,982 | Lubań Śląski | o | KD-66255 | 12.53 | 12.58 | | | | 14.53 | 14.58 | | | | | 16.53 | 16.58 | | | |
| 58,229 | Zaręba | | | 13.00 | 13.08 | | | | 15.00 | 15.08 | | | | | 17.00 | 17.08 | | | |
| 62,722 | Batowice Lubańskie ▲ | | | 13.05 | 13.15 | | | | 15.05 | 15.15 | | | | | 17.05 | 17.15 | | | |
| 68,492 | Studniska | | 2 | 13.11 | 13.25 | | | | 15.11 | 15.25 | | | | | 17.11 | 17.25 | | | |
| 71,575 | Jerzmanki | | | 13.07 | 13.15 | | | | 15.15 | 15.25 | | | | | 17.15 | 17.25 | | | |
| 75,625 | ZGORZELEC | 260 p | | 13.21 | 13.22 | 13.40 | | | 15.07 | 15.15 | 15.40 | | | 17.07 | 17.15 | 17.40 | | | |
| | Zgorzelec | 260 o | | 13.23 | | | | | 15.23 | | | | | | 17.23 | | | | |
| | Görlitz | 260 p | | 13.27 | | | | | 15.27 | | | | | | 17.27 | | | | |

1 na odcinku Lubań Śląski - Görlitz kursuje codziennie oprócz 13 - 17.IV;
2 kursuje 13 - 17.IV;

3 na odcinku Lubań Śląski - Görlitz kursuje codziennie oprócz 13 - 16.IV;
4 kursuje 13 - 16.IV;

Zastępcza Komunikacja Autobusowa
Lokalizacje przystanków ZKA na str. 221

| Wrocław Główny / Karpacz* Jelenia Góra | | 240 o 240 p | | | | | | | | | | | | | | | 19.40 22.00 |
|---|-----------------------|----------------------|-----------------------------|----------------|------------------------|------------------------|-------|--|-----------------------------|---------------------------|----------------|---------------------------|-----------------------------|--|--|----------------------------------|---|
| Informacja o pociągu | | D62 | D62 | D62 | D1 | D1 | | | D1 | D62 | D62 | D1 | D1 | | | D62/1 | D62 |
| km | | KD-66831 2 ♣♣* | KD-66854/5 2 ♣♣* 1 | KD-66855 ♣♣ | KD-66163 E 2 ♣♣* | KD-69532 E 2 ♣♣* | | | KD-69595 E 2 ♣♣* 3 | KD-66835 2 ♣♣* 1 | KD-66855 ♣♣ | KD-66445 2 ♣♣* 4 | KD-69595 E 2 ♣♣* 3 | | | KD-66840 KD-66841 2 ♣♣* | KD-60373 KD-69293 E 2 ♣♣* 2 |
| 0 | JELENIA GÓRA | 240 o | 17.45 | | | | | | | 19.45 | | | | | | | 22.02 |
| 1,317 | Jelenia Góra Zabobrze | 240 | 17.47 | | | | | | | 19.47 | | | | | | | 22.04 |
| 10,525 | Rybnica | | 17.57 | | | | | | | 19.57 | | | | | | | 22.14 |
| 16,254 | Stara Kamienica | | 18.04 | | | | | | | 20.04 | | | | | | | 22.21 |
| 20,914 | Kwieciszowice ▲ | | 18.09 | | | | | | | 20.09 | | | | | | | 22.26 |
| 26,036 | Rębiszów | | 18.15 | | | | | | | 20.15 | | | | | | | 22.32 |
| 31,624 | Młyńsko ▲ | | 18.21 | | | | | | | 20.21 | | | | | | | 22.38 |
| 37,604 | Gryfów Śląski | 253 p | 18.29 | | | | | | | 20.29 | | | | | | | 22.46 |
| | Gryfów Śląski | 253 o | 18.37 | | | | | | | 20.37 | | | | | | | |
| | Świeradów-Zdrój | 253 p | 18.59 | | | | | | | 20.59 | | | | | | | |
| | Świeradów-Zdrój | 253 o | 18.05 | | | | | | | 20.05 | | | | | | 21.05 | |
| | Gryfów Śląski | 253 p | 18.25 | | | | | | | 20.25 | | | | | | 21.25 | |
| 37,604 | Gryfów Śląski | 253 o | 18.34 | | | | | | | 20.34 | | | | | | 21.26 | |
| 40,155 | Ubockie ▲ | | 18.37 | | | | | | | 20.37 | | | | | | 21.29 | |
| 43,912 | Olszyna Lubańska | | 18.42 | | | | | | | 20.42 | | | | | | 21.34 | |
| 51,982 | Lubań Śląski | p | 18.53 | | | | | | | 20.53 | | | | | | 21.45 | |
| 51,982 | Lubań Śląski | o | < | | | 19.07 | 19.07 | | 20.39 | < | | 20.58 | 20.58 | | | 21.46 | |
| 61,150 | Gierałtów ▲ | | < | | | 19.19 | 19.19 | | 20.51 | < | | 21.10 | 21.10 | | | 21.58 | |
| 64,114 | Gierałtów Wykroty | | < | | | 19.24 | 19.24 | | 20.56 | < | | 21.15 | 21.15 | | | 22.02 | |
| 73,783 | WĘGLINIEC | 260 p | < | | | 19.34 | 19.34 | | 21.06 | < | | 21.25 | 21.25 | | | 22.12 | |
| | Węgliniec | 260 o | < | | | 19.44 | 19.44 | | | < | | 21.25 | | | | 22.21 | |
| | Legnica | 260 p | < | | | 20.35 | 20.35 | | | < | | < | | | | 23.16 | |
| | Wrocław Główny | 260 p | < | | | 21.18 | 21.59 | | | < | | < | | | | 0.11 | |
| 51,982 | Lubań Śląski | o | KD-66421 | 18.53 | 18.58 | | | | KD-66443 | 20.53 | 20.58 | < | | | | | |
| 58,229 | Zaręba | | ♣♣ | 19.00 | 19.08 | | | | ♣♣ | 21.00 | 21.08 | < | | | | | |
| 62,722 | Batowice Lubańskie ▲ | | | 19.05 | 19.15 | | | | | 21.05 | 21.15 | < | | | | | |
| 68,492 | Studniska | | | 19.11 | 19.25 | | | | | 21.11 | 21.25 | < | | | | | |
| 71,575 | Jerzmani | | | 19.15 | < | | | | | 21.15 | < | < | | | | | |
| 75,625 | ZGORZELEC | 260 p | 19.07 | 19.15 | < | | | | 21.07 | 21.15 | < | < | | | | | |
| | Zgorzelec | 260 o | 19.21 | 19.22 | 19.40 | | | | 21.21 | 21.22 | 21.40 | 21.43 | | | | | |
| | Görlitz | 260 p | | 19.23 | | | | | | 21.23 | | | | | | | |
| | | | | 19.27 | | | | | | 21.27 | | | | | | | |

- 1** na odcinku Lubań Śląski - Görlitz kursuje codziennie oprócz 13 - 16.IV;
2 w Ⓣ kursuje z Brzegu, a od Wrocławia Głównego codziennie;
3 kursuje codziennie oprócz 13 - 16.IV;
4 kursuje 13 - 16.IV;

Zastępcza Komunikacja Autobusowa
 Lokalizacje przystanków ZKA na str. 221

255

**ZGORZELEC
WĘGLINIEC**
- LUBAŃ ŚLĄSKI - JELENIA GÓRA

| Görlitz | | 260 o | | | | | | 5.39 | | | | | | | 7.39 | | |
|----------------------|----------------------------------|----------|----------|----------|----------|----------|-----------------|------|---|----------|----------|--|--|----------|-----------------|----------|----------|
| Zgorzelec | | 260 p | | | | | | 5.43 | | | | | | | 7.43 | | |
| Informacja o pociągu | | D1/62 | D62 | D1 | D62 | D62 | D62 | | | D1 | D62 | | | D62 | D62 | D62 | D1 |
| | | KD-66800 | | | | | 5301 | | | KD-69553 | | | | | | | |
| | | KD-66801 | KD-69214 | KD-66446 | KD-66860 | KD-66440 | <i>KD-66860</i> | | | KD-69552 | KD-66842 | | | KD-66864 | <i>KD-66864</i> | KD-66438 | KD-69590 |
| | | 2 | E 2 | 2 | 2 | 2 | 2 | | | E 2 | 2 | | | 4 | 3 | 4 | E 2 |
| | | ♻️ ♻️ * | ♻️ ♻️ * | ♻️ ♻️ * | ♻️ ♻️ * | ♻️ ♻️ * | ♻️ ♻️ * | | | ♻️ ♻️ * | ♻️ ♻️ * | | | ♻️ ♻️ * | ♻️ ♻️ * | ♻️ ♻️ * | ♻️ ♻️ * |
| km | | | | | | | | | | | | | | | | | |
| 0 | ZGORZELEC | 260 o | | | | | | 5.24 | | | | | | 7.26 | | | 7.45 |
| 4,050 | Jerzmani | | | < | < | | | 5.26 | | | | | | 7.44 | | | 7.50 |
| 7,133 | Studniska | | | < | < | | | 5.37 | | | | | | 7.50 | | | 7.56 |
| 12,903 | Batowice Lubańskie ▲ | | | < | < | | | 5.39 | p | | | | | 7.39 | | | p |
| 17,396 | Zaręba | | | < | < | | | 5.49 | | | | | | 7.49 | | | 8.01 |
| 23,643 | Lubań Śląski | p | | < | < | | | 5.56 | | | | | | 7.56 | | | 8.06 |
| | | | | < | < | | | 6.08 | | | | | | 8.08 | | | 8.12 |
| | <i>Wrocław Główny</i> | 260 o | | < | < | | | | | 4.22 | | | | | | | 6.05 |
| | <i>Legnica</i> | 260 o | | < | < | | | | | 5.42 | | | | | | | 6.44 |
| | <i>Węgliniec</i> | 260 p | | 5.41 | | | | | | 6.32 | | | | | | | 7.34 |
| 0 | WĘGLINIEC | 260 o | 4.30 | | | | | 5.42 | | | | | | | | | 8.22 |
| 9,669 | Gierałtów Wykroty | | 4.39 | | | | | | | 6.44 | | | | | | | 8.31 |
| 12,633 | Gierałtów ▲ | | 4.44 | | | | | | | 6.52 | | | | | | | 8.36 |
| 21,801 | Lubań Śląski | p | 4.56 | | | | | 6.07 | | 7.10 | | | | | | | 8.48 |
| 23,643 | Lubań Śląski | 260 o | 4.57 | | | | | | | | | | | | | | 8.13 |
| 31,713 | Olszyna Lubańska | | 5.07 | | | | | | | | | | | | | | 8.23 |
| 35,470 | Ubobcze ▲ | | 5.12 | | | | | | | | | | | | | | 8.28 |
| 38,021 | Gryfów Śląski | p | 5.16 | | | | | | | | | | | | | | 8.32 |
| | <i>Gryfów Śląski</i> | 253 o | 5.17 | | | | | | | | | | | | | | 9.37 |
| | <i>Świeradów-Zdrój</i> | 253 p | 5.39 | | | | | | | | | | | | | | 9.56 |
| | <i>Świeradów-Zdrój</i> | 253 o | | | | | | | | | | | | | | | |
| | <i>Gryfów Śląski</i> | 253 p | | | | | | | | 7.05 | | | | | | | |
| 38,021 | Gryfów Śląski | o | 5.22 | | | | | | | 7.25 | | | | | | | 8.32 |
| 44,001 | Młyńsko ▲ | | 5.29 | | | | | | | 7.32 | | | | | | | 8.39 |
| 49,589 | Rębiszów | | 5.35 | | | | | | | 7.39 | | | | | | | 8.45 |
| 54,711 | Kwieciszowice ▲ | | 5.41 | | | | | | | 7.45 | | | | | | | 8.51 |
| 59,371 | Stara Kamienica | | 5.46 | | | | | | | 7.51 | | | | | | | 8.56 |
| 65,100 | Rybница | | 5.59 | | | | | | | 8.06 | | | | | | | 9.02 |
| 74,308 | Jelenia Góra Zabobrze | 240 ▼ | 6.09 | | | | | | | 8.12 | | | | | | | 9.12 |
| 75,625 | JELENIA GÓRA | 240 p | 6.12 | | | | | | | 8.21 | | | | | | | 9.15 |
| | <i>Jelenia Góra</i> | 240 o | 6.13 | | | | | | | 8.24 | | | | | | | |
| | <i>Wrocław Główny / Karpacz*</i> | 240 p | 8.26 | | | | | | | | | | | | | | |

1 na odcinku Görlitz - Lubań Śląski kursuje codziennie oprócz 14 - 17.IV;
2 kursuje 14 - 17.IV;

3 na odcinku Görlitz - Lubań Śląski kursuje codziennie oprócz 13 - 17.IV;
4 kursuje 13 - 17.IV;

Zastępcza Komunikacja Autobusowa
 Lokalizacje przystanków ZKA na str. 221

| Görlitz | | | | 9.39 | | | | 11.39 | | | | 13.39 | | | |
|----------------------|---------------------------|----------|------------|----------|----------|----------|----------|----------|----------|-----|----------|----------|----------|----------|----------|
| Zgorzelec | | 260 p | | 9.43 | | | | 11.43 | | | | 13.43 | | | |
| Informacja o pociągu | | D1 | D62 | D62 | D62 | D1 | D62 | D62 | D62 | D62 | D1 | D62 | D62 | D62 | D62 |
| KD-69557 | | | | 5305 | | KD-69561 | | 5791 | | | KD-69563 | | 5307 | | |
| KD-69556 | | KD-66812 | KD-66812/3 | KD-66422 | | KD-69560 | KD-66874 | KD-66874 | KD-66424 | | KD-66846 | KD-69562 | KD-66878 | KD-66878 | KD-66426 |
| E 2 | | | | | | E 2 | | | | | | E 2 | | | |
| ♻️ ♻️ * | | | ♻️ ♻️ * | | | ♻️ ♻️ * | ♻️ ♻️ * | ♻️ ♻️ * | | | ♻️ ♻️ * | ♻️ ♻️ * | ♻️ ♻️ * | ♻️ ♻️ * | ♻️ ♻️ * |
| km | | | 2 | 1 | 2 | | 2 | 1 | 2 | | ♻️ | | 2 | 1 | 2 |
| 0 | ZGORZELEC | 260 o | | | | | | | | | | | | | |
| 4,050 | Jerzmanki | | 9.26 | 9.44 | 9.45 | | | | | | | | 13.26 | 13.44 | 13.45 |
| 7,133 | Studniska | | < | 9.50 | 9.56 | | | | | | | < | 13.50 | 13.56 | |
| 12,903 | Batowice Lubańskie ▲ | | 9.39 | 9.54 | p | | | | | | | 13.39 | 13.54 | p | |
| 17,396 | Zaręba | | 9.49 | 10.01 | | | | | | | | 13.49 | 14.01 | | |
| 23,643 | Lubań Śląski | p | 9.56 | 10.06 | | | | | | | | 13.56 | 14.06 | | |
| | | | 10.08 | 10.12 | | | | | | | | 14.08 | 14.12 | | |
| | Wrocław Główny | 260 o | 7.45 | < | | 9.45 | | < | | | 11.30 | | < | | |
| | Legnica | 260 o | 8.43 | < | | 10.43 | | < | | | 12.13 | | < | | |
| | Węgliniec | 260 p | 9.33 | < | | 11.33 | | < | | | 12.58 | | < | | |
| 0 | WĘGLINIEC | 260 o | 9.42 | < | | 11.42 | | < | | | 13.12 | | < | | |
| 9,669 | Gierałtów Wykroty | | 9.50 | < | | 11.50 | | < | | | 13.26 | | < | | |
| 12,633 | Gierałtów ▲ | | 9.55 | < | D62 | 11.55 | | < | | | 13.30 | | < | | |
| 21,801 | Lubań Śląski | p | 10.08 | < | | 12.08 | | < | | | 13.43 | | < | | |
| 23,643 | Lubań Śląski | 260 o | | 10.13 | KD-66844 | | | 12.13 | | | | | 14.13 | | |
| 31,713 | Olszyna Lubańska | | | 10.23 | | | | 12.23 | | | | | 14.23 | | |
| 35,470 | Ubocze ▲ | | | 10.28 | ♻️ ♻️ * | | | 12.28 | | | | | 14.28 | | |
| 38,021 | Gryfów Śląski | p | | 10.32 | | | | 12.32 | | | | | 14.32 | | |
| | Gryfów Śląski | 253 o | | 10.37 | | | | 12.37 | | | | | 14.37 | | |
| | Świeradów-Zdrój | 253 p | | 10.59 | | | | 12.59 | | | | | 14.59 | | |
| | Świeradów-Zdrój | 253 o | | | 10.05 | | | 12.05 | | | 13.05 | | 14.05 | | 15.05 |
| | Gryfów Śląski | 253 p | | | 10.25 | | | 12.25 | | | 13.22 | | 14.25 | | 15.23 |
| 38,021 | Gryfów Śląski | o | | | 10.40 | | | 12.32 | | | 13.26 | | 14.32 | | 15.27 |
| 44,001 | Młyńsko ▲ | | | | 10.47 | | | 12.39 | | | | | 14.39 | | |
| 49,589 | Rębiszów | | | | 10.53 | | | 12.45 | | | 13.38 | | 14.45 | | 15.38 |
| 54,711 | Kwieciszowice ▲ | | | | 10.59 | | | 12.51 | | | | | 14.51 | | |
| 59,371 | Stara Kamienica | | | | 11.04 | | | 12.56 | | | 13.48 | | 14.56 | | 15.48 |
| 65,100 | Rybnica | | | | 11.10 | | | 13.02 | | | | | 15.02 | | |
| 74,308 | Jelenia Góra Zabobrze | 240 ↓ | | | 11.19 | | | 13.12 | | | 14.08 | | 15.12 | | 16.10 |
| 75,625 | JELENIA GÓRA | 240 p | | | 11.22 | | | 13.15 | | | 14.10 | | 15.15 | | 16.14 |
| | Jelenia Góra | 240 o | | | | | | | | | | | | | |
| | Wrocław Główny / Karpacz* | 240 p | | | | | | | | | | | | | |

- 1 na odcinku Görlitz - Lubań Śląski kursuje codziennie oprócz 13 - 17.IV;
2 kursuje 13 - 17.IV;

Zastępcza Komunikacja Autobusowa
Lokalizacje przystanków ZKA na str. 221

255

**ZGORZELEC
WĘGLINIEC**

- LUBAŃ ŚLĄSKI - JELENIA GÓRA

| Görlitz | | 260 o | | 15.39 | | 17.39 | | 19.39 | | | | | | | | | |
|----------------------|----------------------------------|----------|----------|--------------------------------|----------|--------------|----------|--------------|--------------------------------|--------------|----------|--------------|--------------------------------|--------------|----------|--------------|----------|
| Zgorzelec | | 260 p | | 15.43 | | 17.43 | | 19.43 | | | | | | | | | |
| Informacja o pociągu | | D1 | D62 | D62 | D62 | D1 | D62 | D62 | D62 | D1 | D62 | D62 | D62 | D1 | D62 | | |
| KD-69569 | | KD-69568 | KD-66884 | 5309 <i>KD-66884</i> | KD-66428 | KD-69573 | KD-69572 | KD-66888 | 5311 <i>KD-66888</i> | KD-66430 | KD-69579 | KD-66890 | 5313 <i>KD-66890</i> | KD-66432 | KD-69581 | KD-69580 | KD-66434 |
| E 2 | | E 2 | 2 | 2 | | E 2 | | 2 | 2 | | E 2 | 2 | 2 | | E 2 | | |
| ♣ ♣ * | | ♣ ♣ * | 2 | 1 | 2 | ♣ ♣ * | 2 | 1 | 2 | ♣ ♣ * | 2 | 1 | 2 | ♣ ♣ * | 2 | 2 | 2 |
| km | | | | | | | | | | | | | | | | | |
| 0 | ZGORZELEC | 260 o | | 15.26 | 15.44 | 15.45 | | 17.26 | 17.44 | 17.45 | | 19.26 | 19.44 | 19.45 | | 21.45 | |
| 4,050 | Jerzmanki | | | < | 15.50 | 15.56 | | < | 17.50 | 17.56 | | < | 19.50 | 19.56 | | 21.56 | |
| 7,133 | Studniska | | | 15.39 | 15.54 | p | | 17.39 | 17.54 | p | | 19.39 | 19.54 | p | | | p |
| 12,903 | Batowice Lubańskie ▲ | | | 15.49 | 16.01 | | | 17.49 | 18.01 | | | 19.49 | 20.01 | | | | |
| 17,396 | Zaręba | | | 15.56 | 16.06 | | | 17.56 | 18.06 | | | 19.56 | 20.06 | | | | |
| 23,643 | Lubań Śląski | p | | 16.08 | 16.12 | | | 18.08 | 18.12 | | | 20.08 | 20.12 | | | | |
| | <i>Wrocław Główny</i> | 260 o | | 13.45 | < | | | 15.45 | < | | | 17.45 | < | | | 19.45 | |
| | <i>Legnica</i> | 260 o | | 14.43 | < | | | 16.43 | < | | | 18.43 | < | | | 20.46 | |
| | <i>Węgliniec</i> | 260 p | | 15.33 | < | | | 17.33 | < | | | 19.33 | < | | | 21.36 | |
| 0 | WĘGLINIEC | 260 o | | 15.42 | < | | | 17.42 | < | | | 19.42 | < | | | 21.49 | |
| 9,669 | Gierałtów Wykroty | | | 15.50 | < | | | 17.50 | < | | | 19.50 | < | | | 22.04 | |
| 12,633 | Gierałtów ▲ | | | 15.55 | < | | | 17.55 | < | | | 19.55 | < | | | 22.09 | |
| 21,801 | Lubań Śląski | p | | 16.08 | < | | | 18.08 | < | | | 20.08 | < | | | 22.21 | |
| 23,643 | Lubań Śląski | 260 o | | | 16.13 | | | | 18.13 | | | | 20.13 | | | | |
| 31,713 | Olszyna Lubańska | | | | 16.23 | | | | 18.23 | | | | 20.23 | | | | |
| 35,470 | Ubocze ▲ | | | | 16.28 | | | | 18.28 | | | | 20.28 | | | | |
| 38,021 | Gryfów Śląski | p | | | 16.32 | | | | 18.32 | | | | 20.32 | | | | |
| | <i>Gryfów Śląski</i> | 253 o | | | 16.37 | | | | 18.37 | | | | 20.37 | | | | |
| | <i>Świeradów-Zdrój</i> | 253 p | | | 16.59 | | | | 18.59 | | | | 20.59 | | | | |
| | <i>Świeradów-Zdrój</i> | 253 o | | | 16.05 | | | | 18.05 | | | | 20.05 | | | | |
| | <i>Gryfów Śląski</i> | 253 p | | | 16.25 | | | | 18.25 | | | | 20.25 | | | | |
| 38,021 | Gryfów Śląski | o | | | 16.32 | | | | 18.32 | | | | 20.32 | | | | |
| 44,001 | Młyńsko ▲ | | | | 16.39 | | | | 18.39 | | | | 20.39 | | | | |
| 49,589 | Rębiszów | | | | 16.45 | | | | 18.45 | | | | 20.45 | | | | |
| 54,711 | Kwieciszowice ▲ | | | | 16.51 | | | | 18.51 | | | | 20.51 | | | | |
| 59,371 | Stara Kamienica | | | | 16.56 | | | | 18.56 | | | | 20.56 | | | | |
| 65,100 | Rybica | | | | 17.02 | | | | 19.02 | | | | 21.02 | | | | |
| 74,308 | Jelenia Góra Zabobrze | 240 ▼ | | | 17.12 | | | | 19.12 | | | | 21.12 | | | | |
| 75,625 | JELENIA GÓRA | 240 p | | | 17.15 | | | | 19.15 | | | | 21.15 | | | | |
| | <i>Jelenia Góra</i> | 240 o | | | | | | | | | | | 21.45 | | | | |
| | <i>Wrocław Główny / Karpacz*</i> | 240 p | | | | | | | | | | | 22.10* | | | | |

- 1** na odcinku Görlitz - Lubań Śląski kursuje codziennie oprócz 13 - 16.IV;
2 kursuje 13 - 16.IV;

Zastępcza Komunikacja Autobusowa
 Lokalizacje przystanków ZKA na str. 221

| | 1 | 2 | 3 | 4 | 5 | 6 | 7 | 8 | 9 | 10 | 11 | 12 | 13 | 14 | 15 | 16 | 17 | 18 |
|----------------------|--|---------------|---|---|---|---|---|---|---|----|----|----|----|---|--|---|--|---|
| Informacja o pociągu | | | | | D10 5300 KD-69549 E 2 ♣ ♣ * 1 | | | | D10 KD-69551 E 2 ♣ ♣ * 4 | | | | | D1 KD-69553 KD-69552 E 2 ♣ ♣ * | D13 KD-60501 E 2 ♣ ♣ * | D18 R-76218 R-76219 E 2 ♣ ♣ * 4 | D10 KD-5670 E 2 ♣ ♣ * 2 | D62 KD-66803 E 2 ♣ ♣ * 3 |
| km | | | | | | | | | | | | | | | | | | |
| 65,113 | Legnica | 235, 254, 270 | o | | 3.55 | | | | 5.02 | | | | | 5.42 | 5.47 | | | |
| 70,750 | Jezierzany ▲ | 254, 270 | | | | | | | | | | | | | 5.52 | | | |
| 74,575 | Miłkowice | 254, 270 | ↓ | | 4.02 | | | | 5.08 | | | | | 5.49 | 5.56 | | | |
| 83,566 | Chojnów | 254 | p | | 4.08 | | | | 5.14 | | | | | 5.54 | 6.03 | | | |
| 89,980 | Osetnica | | | | 4.09 | | | | 5.15 | | | | | 5.55 | 6.04 | | | |
| 95,119 | Okmiany | | | | 4.14 | | | | 5.20 | | | | | 5.59 | < | | | |
| 102,300 | Tomaszów Bolesławiecki | | | | 4.18 | | | | 5.24 | | | | | 6.03 | cd. tab. 254 | | | |
| 110,623 | Bolesławiec | | | | 4.24 | | | | 5.29 | | | | | 6.09 | | | | |
| 123,648 | Zebrzydowa | | | | 4.31 | | | | 5.35 | | | | | 6.15 | | | | |
| 130,355 | Zagajnik | | ↓ | | 4.40 | | | | 5.43 | | | | | 6.23 | | | | |
| 136,076 | Węgliniec | 255, 271 | p | | 4.45 | | | | 5.47 | | | | | 6.27 | | | | |
| | <i>Węgliniec</i> | 255 | o | | < | | | | < | | | | | 6.32 | | | | |
| | <i>Lubań Śląski</i> | 255 | p | | < | | | | < | | | | | 6.44 | | | | |
| 136,076 | Węgliniec | 255, 271 | o | | < | | | | < | | | | | 7.10 | | | | |
| | <i>149,500 Granica Państwa</i> | | ↓ | | < | | | | < | | | | | | | | | |
| | <i>157,243 HORKA (D)</i> | | p | | < | | | | < | | | | | | | | | |
| 136,076 | Węgliniec | 255, 271 | o | | 4.51 | | | | 5.53 | | | | | | | | | |
| 150,056 | Pieńsk | | | | 5.00 | | | | 6.01 | | | | | | | | | |
| 152,421 | Lasów | | | | 5.03 | | | | | | | | | | | | | |
| 158,497 | Jędrzychowice | | | | 5.08 | | | | 6.07 | | | | | | | | | |
| 160,631 | Zgorzelec Miasto | | ↓ | | 5.11 | | | | 6.10 | | | | | | | | | |
| 162,608 | ZGORZELEC | 255 | p | | 5.13 | | | | 6.12 | | | | | | | | | |
| | <i>163,627 Granica Państwa</i> | | ↓ | | 5.15 | | | | | | | | | | | | | |
| 164,412 | GÖRLITZ (D) | | p | | 5.19 | | | | | | | | | | | | | |
| | <i>Görlitz</i> | | o | | | | | | | | | | | | | | | |
| | <i>Dresden Hauptbahnhof / Leipzig Hbf*</i> | | p | | | | | | | | | | | | | | | |

- 1 na odcinku Zgorzelec - Görlitz kursuje codziennie oprócz 14 - 17.IV;
- 2 kursuje ① - ⑤ oprócz 3, 6.IV, 1, 14, 25.V;
- 3 kursuje codziennie oprócz 13 - 17.IV;
- 4 kursuje codziennie oprócz 5.IV;

| | 1 | 2 | 3 | 4 | 5 | 6 | 7 | 8 | 9 | 10 | 11 | 12 | 13 | 14 | 15 | 16 | 17 | 18 |
|---------------------------------------|----|----------------------------------|--------------------------|---|---|----------------------------|-------------------------|---|---|---------------------|----|----------------------------------|----|-----------------------------------|----|-----------------------|--------------------------|-----------------------------------|
| Informacja o pociągu | | D14 | D14 | | | D10 | D10 | | | D13 | | D62 | | D1 | | D10 | D14 | D18 |
| | km | 5626 KD-67001 2 ♣* © | KD-67321 2 ♣* © | | | KD-69151 E 2 ♣* 5 | KD-5672 2 ♣* 5 | | | KD-60503 2 ♣* | | 5304 KD-66807 2 ♣* 4 | | KD-69557 KD-69556 E 2 ♣* | | KD-69153 E 2 ♣* | KD-67323 2 ♣* 3 | 5820 R-76220/1 2 ♣* 2 |
| 65,113 Legnica 235, 254, 270 o | | 6.05 | 6.11 | | | 6.44 | | | | 7.47 | | | | 8.43 | | 9.00 | 9.10 | |
| 70,750 Jezierzany ▲ 254, 270 ↓ | | 6.10 | 6.16 | | | | | | | 7.52 | | | | | | | 9.15 | |
| 74,575 Miłkowice 254, 270 ↓ | | 6.14 | 6.20 | | | 6.50 | | | | 7.56 | | | | 8.50 | | | 9.19 | |
| 83,566 Chojnów 254 p | | < | 6.26 | | | 6.55 | | | | 8.03 | | | | 8.55 | | 9.10 | 9.26 | |
| 89,980 Osetnica | | cd. tab. | < | | | 7.00 | | | | 8.04 | | | | 8.56 | | 9.10 | 9.27 | |
| 95,119 Okmiany | | 270 | cd. tab. | | | 7.04 | | | | < | | | | 9.00 | | | < | |
| 102,300 Tomaszów Bolesławiecki | | | 254 | | | 7.08 | | | | cd. tab. | | | | 9.04 | | | cd. tab. | |
| 110,623 Bolesławiec | | do Forst /Lausitz/ | do Żar | | | 7.13 | | | | 254 | | | | 9.10 | | | 254 | |
| 123,648 Zebrzydowa | | | | | | 7.19 | | | | | | | | 9.16 | | 9.24 | | z tab. |
| 130,355 Zagajnik | | | | | | 7.26 | | | | | | | | 9.24 | | 9.31 | | 271 |
| 136,076 Węgliniec 255, 271 p | | | | | | 7.30 | | | | | | | | 9.28 | | | | < |
| Węgliniec 255 o | | | | | | 7.34 | | | | | | | | 9.33 | | 9.37 | | 9.37 |
| Lubań Śląski 255 p | | | | | | < | | | | | | | | 9.42 | | < | | < |
| 136,076 Węgliniec 255, 271 o | | | | | | < | | | | | | | | 10.08 | | < | | < |
| 149,500 Granica Państwa ↓ | | | | | | < | | | | | | | | | | < | | < |
| 157,243 HORKA (D) p | | | | | | < | | | | | | | | | | < | | < |
| 136,076 Węgliniec 255, 271 o | | | | | | 7.35 | | | | | | | | | | 9.38 | D10 | 9.48 |
| 150,056 Pieńsk | | | | | | 7.42 | | | | | | | | | | 9.45 | | 9.57 |
| 152,421 Lasów | | | | | | | | | | | | | | | | | KD-5794 | 10.00 |
| 158,497 Jędrzychowice | | | | | | 7.47 | | | | | | | | | | | 2 | 10.05 |
| 160,631 Zgorzelec Miasto | | | | | | 7.50 | | | | | | | | | | 9.51 | ♣* | 10.08 |
| 162,608 ZGORZELEC 255 p | | | | | | 7.53 | | | | | | | | | | 9.54 | 6 | 10.11 |
| 163,627 Granica Państwa ↓ | | | | | | | 8.04 | | | | | | | | | | | 10.04 |
| 164,412 GÖRLITZ (D) p | | | | | | | | | | | | | | | | | | 10.12 |
| Görlitz | | | | | | | | | | | | | | | | | | |
| Dresden Hauptbahnhof / Leipzig Hbf* p | | | | | | | 8.08 | | | | | | | | | | | 10.08 |
| | | | | | | | 8.13 | | | | | | | | | | | 10.13 |
| | | | | | | | 9.33 | | | | | | | | | | | 11.33 |

- 1** w dniach 8, 28, 29.III na odcinku Frankfurt (Oder) - Berlin Hauptbahnhof ZKA (Berlin Hauptbahnhof przyj. 12.30);
2 w dniach 13 - 19.IV na odcinku Zielona Góra Główna - Buchałów ZKA;
3 do Żar kursuje codziennie, a do Tuplic w ©;
4 kursuje codziennie oprócz 13 - 17.IV;
5 w dniach 29.V, 1 - 5, 8 - 12.VI Zgorzelec odj. 8.10, Görlitz 8.14/8.22, Dresden Hauptbahnhof przyj. 10.03;
6 w dniach 29.V, 1 - 5, 8 - 12.VI Zgorzelec odj. 10.10, Görlitz 10.14/10.22, Dresden Hauptbahnhof przyj. 12.04;

| | | D1 | D12 | IC | D1 | D10 | IC | D11 | D1 | D10 | | | | | | | | | | |
|----------------------|--------------------------------------|-------------------------------|-------------------------------|--|--------------------------|--------------------------|----------------------------------|--------------------------|--------------------------|--------------------------|---|----|----|----|----|----|----|-------|----|----|
| Informacja o pociągu | | KD-69559 E 2 ♣ ♣ * Ⓧ | KD-67151 E 2 ♣ ♣ * Ⓧ | <i>I-3803</i> <i>I-60003</i> 1-2 Ⓧ * | KD-69561 E 2 ♣ ♣ * | KD-69155 E 2 ♣ ♣ * | <i>I-37003</i> 1-2 Ⓧ ♣ ✕ * | KD-66541 E 2 ♣ ♣ * | KD-69563 E 2 ♣ ♣ * | KD-69565 E 2 ♣ ♣ * | | | | | | | | | | |
| km | | | | | | | | | | | | | | | | | | | | |
| 0 | WROCLAW GŁÓWNY | 265 o | 8.49 | 9.15 | 9.31 | 9.45 | 10.22 | 10.57 | 11.04 | 11.30 | | | | | | | | 11.45 | | |
| 4,956 | Wrocław Muchobór | 265 | 8.54 | 9.20 | | 9.50 | 10.27 | | 11.09 | 11.35 | | | | | | | | 11.50 | | |
| 6,812 | Wrocław Nowy Dwór | | 8.57 | 9.23 | | 9.54 | 10.30 | | 11.13 | 11.38 | | | | | | | | 11.54 | | |
| 9,495 | Wrocław Żerniki | | 9.00 | | | 9.56 | | | 11.15 | | | | | | | | | 11.56 | | |
| 13,577 | Wrocław Leśnica | | 9.03 | | | 10.00 | | | 11.20 | 11.43 | | | | | | | | 12.00 | | |
| 20,734 | Mrozów | | 9.09 | | | 10.06 | | | 11.25 | | | | | | | | | 12.06 | | |
| 24,433 | Miękinia | | 9.12 | | | 10.09 | | | 11.28 | 11.49 | | | | | | | | 12.09 | | |
| 29,618 | Przedmoście Święte | | 9.16 | | | 10.13 | | | 11.32 | | | | | | | | | 12.13 | | |
| 33,783 | Środa Śląska | | 9.20 | 9.37 | | 10.17 | 10.44 | | 11.36 | 11.55 | | | | | | | | 12.17 | | |
| 42,706 | Malczyce | | 9.26 | | | 10.23 | | | 11.41 | 12.01 | | | | | | | | 12.23 | | |
| 52,223 | Szczedrzykowice | | 9.33 | | | 10.29 | | | 11.48 | | | | | | | | | 12.29 | | |
| 54,950 | Jaškowice Legnickie | | 9.36 | | | 10.32 | | | 11.51 | | | | | | | | | 12.32 | | |
| 58,980 | Kunice | | 9.39 | | | 10.35 | | | 11.54 | | | | | | | | | 12.35 | | |
| 65,113 | Legnica | 235, 254, 270 p | 9.45 | 9.51 | 10.04 | 10.41 | 10.59 | 11.31 | 11.59 | 12.12 | | | | | | | | 12.41 | | |
| 65,113 | Legnica | 235, 254, 270 o | | 9.56 | < | < | < | 11.40 | 12.02 | < | | | | | | | | < | | |
| 70,847 | Rzeszotary | | | 10.01 | < | < | < | | 12.07 | < | | | | | | | | < | | |
| 76,732 | Raszówka | | | 10.06 | < | < | < | | 12.13 | < | | | | | | | | < | | |
| 79,658 | Gorzelin ▲ | | | 10.09 | < | < | < | | 12.16 | < | | | | | | | | < | | |
| 82,673 | Chróstnik | | | 10.12 | < | < | < | | 12.19 | < | | | | | | | | < | | |
| 87,412 | Lubin | p | | 10.16 | < | < | < | 11.56 | 12.23 | < | | | | | | | | < | | |
| 88,816 | Lubin Stadion | o | | 10.32 | < | < | < | 12.03 | 12.24 | < | | | | | | | | < | | |
| 94,143 | Koźlice | | | 10.34 | < | < | < | | 12.26 | < | | | | | | | | < | | |
| 96,696 | Rynarcice ▲ | | | 10.38 | < | < | < | | 12.30 | < | | | | | | | | < | | |
| 101,381 | Rudna Miasto | 265 ↓ | | 10.41 | < | < | < | | 12.32 | < | | | | | | | | < | | |
| 101,381 | Rudna Miasto | 265 ↓ | | 10.45 | < | < | < | | 12.36 | < | | | | | | | | < | | |
| 104,483 | RUDNA GWIZDANÓW | p | | 10.48 | < | < | < | | 12.39 | < | | | | | | | | < | | |
| | <i>Rudna Gwizdanów</i> | 265 o | | 10.48 | < | < | < | | < | < | | | | | | | | < | | |
| | <i>Głogów</i> | 265 p | | 11.05 | < | < | < | 12.27 | < | < | | | | | | | | < | | |
| | <i>Zielona Góra Główna</i> | 265 p | | 11.42 | < | < | < | 13.00 | < | < | | | | | | | | < | | |
| | <i>Szczecin Główny / Berlin Hbf*</i> | p | | < | < | < | < | 15.11* | < | < | | | | | | | | < | | |
| | <i>Świnoujście</i> | p | | < | < | < | < | < | < | < | | | | | | | | < | | |
| | <i>Kołobrzeg</i> | p | | < | < | < | < | < | < | < | | | | | | | | < | | |
| | | | 1 | 2 | 3 | 4 | 5 | 6 | 7 | 8 | 9 | 10 | 11 | 12 | 13 | 14 | 15 | 16 | 17 | 18 |

| | 1 | 2 | 3 | 4 | 5 | 6 | 7 | 8 | 9 | 10 | 11 | 12 | 13 | 14 | 15 | 16 | 17 | 18 | |
|--------------------------------|-------------------------------------|-----|---|---|--|-----------------------------------|------------------------|------------------------|-----------------------|----|----|----|--------|--|-----------------------------------|---|----------|------------------------|-----------------------|
| Informacja o pociągu | | | | IC 132 <i>I-60003</i> | D62 5306 <i>KD-66811</i> | D1 KD-69561 KD-69560 | D13 KD-60505 | D10 KD-69155 | D10 KD-5674 | | | | | D62 5316 <i>KD-66817</i> | D1 KD-69563 KD-69562 | D18 5822 <i>R-76224/5</i> | | D10 KD-69565 | D10 KD-5678 |
| km | | | | 1-2 * 5 | 2 4 | E 2 6 | 2 6 | E 2 6 | 2 6 | | | | 2 4 | E 2 6 | 2 2 | | E 2 6 | 2 7 | |
| 65,113 Legnica | 235, 254, 270 | o | | 10.05 | | 10.43 | 10.47 | 11.04 | | | | | | 12.13 | | | | 12.43 | |
| 70,750 Jezierzany ▲ | 254, 270 | | | | | | 10.52 | | | | | | | | | | | | |
| 74,575 Miłkowice | 254, 270 | ↓ | | | | 10.50 | 10.56 | | | | | | | 12.20 | | | | 12.50 | |
| 83,566 Chojnów | 254 | p | | 10.15 | | 10.55 | 11.03 | 11.14 | | | | | | 12.26 | | | | 12.55 | |
| | | o | | 10.16 | | 10.56 | 11.04 | 11.15 | | | | | | 12.26 | | | | 12.56 | |
| 89,980 Osetnica | | | | | | 11.00 | < | | | | | | | | | | | 13.01 | |
| 95,119 Okmiany | | | | | | 11.04 | cd. tab. | | | | | | | | | | | 13.05 | |
| 102,300 Tomaszów Bolesławiecki | | | | | | 11.10 | 254 | | | | | | | | | | | 13.10 | |
| 110,623 Bolesławiec | | | | 10.30 | | 11.16 | | 11.28 | | | | | | 12.42 | | | | 13.17 | |
| 123,648 Zebrzydowa | | | | | | 11.24 | do Chocianowa | 11.36 | | | | | | 12.50 | | | | 13.26 | |
| 130,355 Zagajnik | | ↓ | | | | 11.28 | | | | | | | | | | | | 13.30 | |
| 136,076 Węgliniec | 255, 271 | p | | 10.42 | | 11.33 | | 11.42 | | | | | | 12.58 | | | | 13.35 | |
| | Węgliniec | 255 | o | < | | 11.42 | | < | | | | | | 13.12 | | | | < | |
| | Lubań Śląski | 255 | p | < | | 12.08 | | < | | | | | | 13.43 | | | | < | |
| 136,076 Węgliniec | 255, 271 | o | | 10.45 | | | | < | | | | | | | | | | < | |
| 149,500 Granica Państwa | | ↓ | | | | | | < | | | | | | | | | | < | |
| 157,243 HORKA (D) | | p | | | | | | < | | | | | | | | | | < | |
| 136,076 Węgliniec | 255, 271 | o | | < | | | | 11.43 | | | | | | | | | | 13.17 | 13.39 |
| 150,056 Pieńsk | | | | < | | | | 11.50 | | | | | | | | | | 13.26 | 13.47 |
| 152,421 Lasów | | | | < | | | | | | | | | | | | | | | |
| 158,497 Jędrzychowice | | | | < | | | | | | | | | | | | | | 13.33 | 13.53 |
| 160,631 Zgorzelec Miasto | | ↓ | | < | | | | 11.56 | | | | | | | | | | 13.37 | 13.55 |
| 162,608 ZGORZELEC | 255 | p | | < | | 11.22 | | 11.59 | | | | | | 13.22 | | | | 13.40 | 13.58 |
| | | o | | < | | 11.23 | | | 12.04 | | | | | 13.23 | | | | 13.45 | 14.04 |
| 163,627 Granica Państwa | | ↓ | | < | | | | | | | | | | | | | | | |
| 164,412 GÖRLITZ (D) | | p | | < | | 11.27 | | | 12.08 | | | | | 13.27 | | | | 13.49 | 14.08 |
| | Görlitz | o | | < | | | | | 12.13 | | | | | | | | | | 14.13 |
| | Dresden Hauptbahnhof / Leipzig Hbf* | p | | 13.09* | | | | | 13.33 | | | | | | | | | | 15.33 |

- 1 od 16.V Zielona Góra Główna przyj. 13.02, a dodatkowo w dniach 18 - 22.V Przemysł Główny odj. 5.10; poza tym w dniach 8, 28, 29.III na odcinku Frankfurt (Oder) - Berlin Hauptbahnhof ZKA (Berlin Hauptbahnhof przyj. 16.30);
- 2 w dniach 13 - 19.IV na odcinku Zielona Góra Główna - Buchałów ZKA;
- 3 **KD SPRINTER TADEUSZ ZASTAWNIK**;
- 4 kursuje codziennie oprócz 13 - 17.IV;
- 5 w dniach 7 - 10, 13 - 17, 20 - 24.IV kursuje do stacji Dresden Neustadt z pominięciem stacji Leipzig Hauptbahnhof (na odcinku Węgliniec - Dresden Neustadt ZKA, Węgliniec odj. 10.55, Dresden Neustadt przyj. 13.10);
- 6 w dniach 29.V, 1 - 5, 8 - 12.VI Zgorzelec odj. 12.10, Görlitz 12.14/12.22, Dresden Hauptbahnhof przyj. 14.03;
- 7 w dniach 29.V, 1 - 5, 8 - 12.VI Zgorzelec odj. 14.10, Görlitz 14.14/14.22, Dresden Hauptbahnhof przyj. 16.03;

| | 1 | 2 | 3 | 4 | 5 | 6 | 7 | 8 | 9 | 10 | 11 | 12 | 13 | 14 | 15 | 16 | 17 | 18 | |
|----------------------|-------------------------------------|---------------|----------------------|----------------------|---|------------------------|--------------------------|---|-----------------------------------|---------------------------------|----|----------------------|----|------------------------------------|--------------------------|----------------------------|----|---------------------------|---------------|
| | | | D14 | D13 | | D10 | D10 | | D62 | IC | | D14 | | D1 | D10 | D18 | | D13 | |
| Informacja o pociągu | | | KD-67327 2 ♣♣* | KD-60507 2 ♣♣* | | KD-69567 E 2 ♣♣* | KD-5680 2 ♣♣* 4 | | 5308 KD-66819 2 ♣♣* 3 | 134 I-60009 1-2 * * | | KD-67101 2 ♣♣* | | KD-69569 KD-69568 E 2 ♣♣* | KD-5682 2 ♣♣* 5 | R-76226/7 2 ♣♣* 1 | | KD-60509 2 ♣♣* ⊕ | |
| km | | | | | | | | | | | | | | | | | | | |
| 65,113 | Legnica | 235, 254, 270 | o | | | 13.03 | 13.17 | | | | | | | 14.43 | | | | | 15.05 |
| 70,750 | Jezierzany ▲ | 254, 270 | | | | 13.08 | 13.22 | | | | | | | 14.29 | | | | | 15.10 |
| 74,575 | Miłkowice | 254, 270 | ↓ | | | 13.12 | 13.26 | | | | | | | 14.33 | | | | | 15.14 |
| 83,566 | Chojnów | 254 | p | | | 13.19 | 13.33 | | | | | | | 14.55 | | | | | 15.21 |
| 89,980 | Osetnica | | o | | | 13.20 | 13.34 | | | | | | | 14.56 | | | | | 15.22 |
| 89,980 | Osetnica | | o | | | < | < | | | | | | | 15.00 | | | | | < |
| 95,119 | Okmiany | | o | | | cd. tab. | cd. tab. | | | | | | | 15.04 | | | | | cd. tab. |
| 102,300 | Tomaszów Bolesławiecki | | o | | | 254 | 254 | | | | | | | 15.10 | | | | | 254 |
| 110,623 | Bolesławiec | | o | | | do Żar | do Chocianowa | | | | | | | 15.16 | | | | | do Chocianowa |
| 123,648 | Zebrzydowa | | o | | | | | | | | | | | 15.24 | | | | | |
| 130,355 | Zagajnik | | o | | | | | | | | | | | 15.28 | | | | | |
| 136,076 | Węgliniec | 255, 271 | p | | | | | | | | | | | 15.33 | | | | | |
| | Węgliniec | 255 | o | | | | | | | | | | | 15.42 | | | | | |
| | Lubań Śląski | 255 | p | | | | | | | | | | | 16.08 | | | | | |
| 136,076 | Węgliniec | 255, 271 | o | | | | | | | | | | | | | | | | |
| | 149,500 Granica Państwa | | o | | | | | | | | | | | | | | | | |
| | 157,243 HORKA (D) | | p | | | | | | | | | | | | | | | | |
| 136,076 | Węgliniec | 255, 271 | o | | | | | | | | | | | | | | | | |
| 150,056 | Pieńsk | | o | | | | | | | | | | | | | | | | |
| 152,421 | Lasów | | o | | | | | | | | | | | | | | | | |
| 158,497 | Jędrzychowice | | o | | | | | | | | | | | | | | | | |
| 160,631 | Zgorzelec Miasto | | o | | | | | | | | | | | | | | | | |
| 162,608 | ZGORZELEC | 255 | p | | | | | | | | | | | | | | | | |
| 163,627 | Granica Państwa | | o | | | | | | | | | | | | | | | | |
| 164,412 | GÖRLITZ (D) | | p | | | | | | | | | | | | | | | | |
| | Görlitz | | o | | | | | | | | | | | | | | | | |
| | Dresden Hauptbahnhof / Leipzig Hbf* | | p | | | | | | | | | | | | | | | | |

- 1 kursuje codziennie oprócz 5.IV (w dniach 13 - 19.IV na odcinku Zielona Góra Główna - Buchatów ZKA);
- 2 w dniach 4 - 6.IV i od 18.IV Rudna Gwizdanów odj. 15.52, Głogów przyj.16.09;
- 3 kursuje codziennie oprócz 13 - 17.IV;
- 4 do Bischofswerdy kursuje codziennie, a do stacji Dresden Hauptbahnhof 29.V, 1 - 5, 8 - 12.VI (w dniach 29.V, 1 - 5, 8 - 12.VI Görlitz odj. 15.22);
- 5 w dniach 29.V, 1 - 5, 8 - 12.VI Zgorzelec odj. 16.09, Görlitz 16.13/12.22, Dresden Hauptbahnhof przyj. 18.03;

| | | D10 | IC 58 | D10 | | D11 | | D14 5628 | | D1 | | D1 | | D11 | D10 | IC | D10 | | |
|----------------------|--|--------------------------|---------------------------|--------------------------|---|--------------------------|---|------------------------|---|--------------------------|----|--------------------------|----|--------------------------|--------------------------|--------------------------|--------------------------|-------|----|
| Informacja o pociągu | | KD-69571 E 2 ♣ ♣ * | I-37003 1-2 ☒ ♣ ✕ * | KD-69571 E 2 ♣ ♣ * | | KD-66551 E 2 ♣ ♣ * | | KD-67003 2 ♣ ♣ * | | KD-69573 E 2 ♣ ♣ * | | KD-69575 E 2 ♣ ♣ * | | KD-66143 E 2 ♣ ♣ * | KD-69577 E 2 ♣ ♣ * | I-3815 1-2 ☒ ♣ ✕ * | KD-69577 E 2 ♣ ♣ * | | |
| km | | | 1 | | | | | © | | | | Ⓣ | | 5 | | K 2 | | | |
| 0 | WROCLAW GŁÓWNY 265 o | 14.37 | 14.55 | | | 15.16 | | 15.40 | | 15.45 | | 16.07 | | 16.34 | 16.46 | 17.05 | | | |
| 4,956 | Wrocław Muchobór 265 | 14.43 | | | | 15.21 | | 15.45 | | 15.50 | | 16.12 | | 16.40 | 16.51 | | | | |
| 6,812 | Wrocław Nowy Dwór | 14.46 | | | | 15.24 | | 15.47 | | 15.54 | | 16.16 | | 16.43 | 16.55 | | | | |
| 9,495 | Wrocław Żerniki | 14.48 | | | | 15.27 | | | | 15.56 | | 16.19 | | | 16.57 | | | | |
| 13,577 | Wrocław Leśnica | 14.53 | | | | 15.31 | | | | 16.00 | | 16.23 | | | 17.01 | | | | |
| 20,734 | Mrozów | 14.58 | | | | 15.36 | | | | 16.06 | | 16.29 | | | 17.07 | | | | |
| 24,433 | Miękinia | 15.01 | | | | 15.40 | | | | 16.09 | | 16.33 | | | 17.10 | | | | |
| 29,618 | Przedmoście Święte | 15.05 | | | | 15.44 | | | | 16.13 | | 16.38 | | | 17.14 | | | | |
| 33,783 | Środa Śląska | 15.09 | | | | 15.48 | | 16.03 | | 16.17 | | 16.42 | | 16.58 | 17.18 | | | | |
| 42,706 | Małczyce | 15.15 | | 15.20 | | 15.54 | | | | 16.23 | | 16.50 | | | 17.24 | | | 17.29 | |
| 52,223 | Szczedrzykowice | p | | 15.26 | | 16.00 | | | | 16.29 | | 16.57 | | | p | | | 17.36 | |
| 54,950 | Jaškowice Legnickie | | | 15.29 | | 16.03 | | | | 16.32 | | 17.00 | | | | | | 17.39 | |
| 58,980 | Kunice | | | 15.32 | | 16.06 | | | | 16.35 | | 17.04 | | | | | | 17.42 | |
| 65,113 | Legnica 235, 254, 270 p | | 15.28 | 15.37 | | 16.11 | | 16.22 | | 16.41 | | 17.10 | | 17.15 | | 17.38 | | 17.47 | |
| 65,113 | Legnica 235, 254, 270 o | | 15.29 | < | | 16.18 | | < | | < | | | | 17.17 | | 17.39 | | < | |
| 70,847 | Rzeszotary | | | < | | 16.23 | | < | | < | | | | 17.21 | | | | < | |
| 76,732 | Raszówka | | | < | | 16.27 | | < | | < | | | | 17.25 | | | | < | |
| 79,658 | Gorzelin ▲ | | | < | | 16.30 | | < | | < | | | | 17.28 | | | | < | |
| 82,673 | Chróstnik | | | < | | 16.33 | | < | | < | | | | 17.31 | | | | < | |
| 87,412 | Lubin | p | 15.43 | < | | 16.37 | | < | | < | | | | 17.35 | | 17.53 | | < | |
| 88,816 | Lubin Stadion | o | 15.44 | < | | 16.38 | | < | | < | | | | 17.35 | | 17.54 | | < | |
| 88,816 | Lubin Stadion | | | < | | 16.41 | | < | | < | | | | 17.37 | | | | < | |
| 94,143 | Koźlice | | | < | | 16.50 | | < | | < | | | | 17.46 | | | | < | |
| 96,696 | Rynarcice ▲ | | | < | | 16.52 | | < | | < | | | | 17.48 | | | | < | |
| 101,381 | Rudna Miasto | 265 ↓ | | < | | 16.56 | | < | | < | | | | 17.51 | | | | < | |
| 104,483 | RUDNA GWIZDANÓW 265 p | | | < | | 16.59 | | < | | < | | | | 17.56 | | | | < | |
| | <i>Rudna Gwizdanów</i> 265 o | | | < | | 17.00 | | < | | < | | | | | | | | < | |
| | <i>Głogów</i> 265 p | | 16.26 | < | | 17.17 | | < | | < | | | | | | 18.21 | | < | |
| | <i>Zielona Góra Główna</i> 265 p | | 17.00 | < | | | | < | | < | | | | | | 18.59 | | < | |
| | <i>Szczecin Główny / Berlin Hbf*</i> p | | 19.11* | < | | | | < | | < | | | | | | 21.20 | | < | |
| | <i>Świnoujście</i> p | | | < | | | | < | | < | | | | | | | | < | |
| | <i>Kołobrzeg</i> p | | | < | | | | < | | < | | | | | | | | < | |
| | | 1 | 2 | 3 | 4 | 5 | 6 | 7 | 8 | 9 | 10 | 11 | 12 | 13 | 14 | 15 | 16 | 17 | 18 |

| | 1 | 2 | 3 | 4 | 5 | 6 | 7 | 8 | 9 | 10 | 11 | 12 | 13 | 14 | 15 | 16 | 17 | 18 | |
|----------------------|-------------------------------------|-----------------|------------------------|----------------------------|---|-------------------------------------|-----------------------------|-----------------------------|---|------------------------------------|------------------------|--------------------------------------|----|----|----|----|-----|------------------------|----------------------------|
| | | | D10 | D10 | | D62 | D14 | D14 | | D1 | D13 | D18 | | | | | D10 | D10 | |
| Informacja o pociągu | | | KD-69571 E 2 ♣♣* | KD-5684 E 2 ♣♣* 6 | | 5310 KD-66825 E 2 ♣♣* 4 | KD-67329 E 2 ♣♣* D | KD-67003 E 2 ♣♣* C | | KD-69573 KD-69572 E 2 ♣♣* | KD-60511 E 2 ♣♣* | 5826 R-76228/9 E 2 ♣♣* 6 | | | | | | KD-69577 E 2 ♣♣* | KD-5686 E 2 ♣♣* 7 |
| km | | | | | | | | | | | | | | | | | | | |
| 65,113 | Legnica | 235, 254, 270 o | 15.38 | | | | 16.16 | 16.23 | | 16.43 | 16.47 | | | | | | | 17.48 | |
| 70,750 | Jezierzany ▲ | 254, 270 | | | | | 16.21 | 16.28 | | | 16.52 | | | | | | | | |
| 74,575 | Miłkowice | 254, 270 ↓ | 15.44 | | | | 16.25 | 16.32 | | 16.50 | 16.56 | | | | | | | 17.54 | |
| 83,566 | Chojnów | 254 p | 15.50 | | | | 16.33 | < | | 16.55 | 17.03 | | | | | | | 18.00 | |
| 89,980 | Osetnica | o | 15.51 | | | | 16.33 | < | | 16.56 | 17.04 | | | | | | | 18.01 | |
| 95,119 | Okmiany | o | 15.55 | | | | < | cd. tab. | | 17.00 | < | | | | | | | 18.05 | |
| 102,300 | Tomaszów Bolesławiecki | o | 15.59 | | | | cd. tab. | 270 | | 17.04 | cd. tab. | | | | | | | 18.09 | |
| 110,623 | Bolesławiec | o | 16.04 | | | | 254 | do | | 17.10 | 254 | | | | | | | 18.14 | |
| 123,648 | Zebrzydowa | o | 16.11 | | | | do | Forst /Lausitz/ | | 17.16 | do | | | | | | | 18.21 | |
| 123,648 | Zagajnik | o | 16.19 | | | | | | | 17.24 | | | | | | | | 18.28 | |
| 130,355 | Zagajnik | o | 16.24 | | | | | | | 17.28 | | | | | | | | 18.33 | |
| 136,076 | Węgliniec | 255, 271 p | 16.28 | | | | | | | 17.33 | 17.47 | | | | | | | 18.37 | |
| | Węgliniec | 255 o | < | | | | | | | 17.42 | | | | | | | | < | |
| | Lubań Śląski | 255 p | < | | | | | | | 18.08 | | | | | | | | < | |
| 136,076 | Węgliniec | 255, 271 o | < | | | | | | | | | | | | | | | < | |
| 149,500 | Granica Państwa | o | < | | | | | | | | | | | | | | | < | |
| 157,243 | HORKA (D) | p | < | | | | | | | | | | | | | | | < | |
| 136,076 | Węgliniec | 255, 271 o | 16.29 | | | | | | | | | 17.53 | | | | | | 18.38 | |
| 150,056 | Pieńsk | o | 16.37 | | | | | | | | | 18.02 | | | | | | 18.46 | |
| 152,421 | Lasów | o | | | | | | | | | | 18.05 | | | | | | | |
| 158,497 | Jędrzychowice | o | 16.43 | | | | | | | | | 18.09 | | | | | | 18.52 | |
| 160,631 | Zgorzelec Miasto | o | 16.45 | | | | | | | | | 18.13 | | | | | | 18.54 | |
| 162,608 | ZGORZELEC | 255 p | 16.48 | | | | 17.22 | | | | | 18.15 | | | | | | 18.57 | |
| 162,608 | Zgorzelec Miasto | o | 17.04 | | | | 17.23 | | | | | 18.16 | | | | | | | 19.02 |
| 163,627 | Granica Państwa | o | | | | | | | | | | | | | | | | | |
| 164,412 | GÖRLITZ (D) | p | 17.07 | | | | 17.27 | | | | | 18.19 | | | | | | | 19.06 |
| | Görlitz | o | 17.10 | | | | | | | | | | | | | | | | 19.10 |
| | Dresden Hauptbahnhof / Leipzig Hbf* | p | 19.03 | | | | | | | | | | | | | | | | 21.03 |

- 1 od 18.V Zielona Góra Główna przyj. 17.02; poza tym w dniach 8, 28, 29.III na odcinku Frankfurt (Oder) - Berlin Hauptbahnhof ZKA (Berlin Hauptbahnhof przyj. 16.30);
2 od 18.IV Głogów przyj. 18.32, Zielona Góra Główna 19.07, Szczecin Główny 21.29;
3 w dniach 13 - 19.IV na odcinku Zielona Góra Główna - Buchałów ZKA;
4 kursuje codziennie oprócz 13 - 16.IV;
5 **KD SPRINTER JERZY WILHELM**;
6 do Bischofswerdy kursuje codziennie, a do stacji Dresden Hauptbahnhof 29.V, 1 - 5, 8 - 12.VI (w dniach 29.V, 1 - 5, 8 - 12.VI Görlitz odj. 17.22);
7 do Bischofswerdy kursuje codziennie, a do stacji Dresden Hauptbahnhof 29.V, 1 - 5, 8 - 12.VI (w dniach 29.V, 1 - 5, 8 - 12.VI Görlitz odj. 19.22);

| | | D12 | D1 | D10 | D1 | IC | IC | D1 | IC | D1 |
|-----------------------------------|-------------------------------|--------------------------|--------------------------|--------------------------|--------------------------|------------------------|------------------------------|--------------------------|------------------------------|--------------------------|
| Warszawa Wschodnia | | o | | | | | 15.09 | | 15.09 | |
| Warszawa Centralna | | o | | | | | 15.28 | | 15.28 | |
| Przemyśl Główny | | o | | | | 13.10 | < | | < | |
| Kraków Główny | | o | | | | 15.52 | < | | < | |
| Bielsko-Biała Główna | | o | | | | < | < | | < | |
| Wrocław Główny 200, 215, 220 p | | o | | | | 18.51 | 19.23 | | 19.56 | |
| Informacja o pociągu | | KD-67153 E 2 ♣ ♣ * | KD-69579 E 2 ♣ ♣ * | KD-69157 E 2 ♣ ♣ * | KD-66553 E 2 ♣ ♣ * | I-3719 1-2 ♣ ♣ * | I-1645 E 1-2 ♣ ♣ ✕ ♣ * | KD-69581 E 2 ♣ ♣ * | I-1645 E 1-2 ♣ ♣ ✕ ♣ * | KD-69581 E 2 ♣ ♣ * |
| km | | 3 | | | | | 6 | | 5 | |
| 0 | WROCLAW GŁÓWNY | 265 o | 17.20 | 17.45 | 18.22 | 18.39 | 19.17 | 19.29 | 19.45 | 20.00 |
| 4,956 | Wrocław Muchobór | 265 | 17.25 | 17.50 | 18.27 | 18.44 | | | 19.50 | |
| 6,812 | Wrocław Nowy Dwór | | 17.28 | 17.54 | 18.30 | 18.47 | | | 19.53 | |
| 9,495 | Wrocław Żerniki | | | 17.56 | | 18.49 | | | 19.56 | |
| 13,577 | Wrocław Leśnica | | | 18.00 | | 18.53 | | | 20.00 | |
| 20,734 | Mrozów | | | 18.06 | | 18.59 | | | 20.05 | |
| 24,433 | Miękinia | | | 18.09 | | 19.02 | | | 20.08 | |
| 29,618 | Przedmoście Święte | | | 18.13 | | 19.06 | | | 20.12 | |
| 33,783 | Środa Śląska | 17.41 | 18.17 | 18.44 | 19.10 | | | 20.16 | | |
| 42,706 | Malczyce | | 18.23 | | 19.17 | | | 20.22 | | 20.27 |
| 52,223 | Szczedrzykowice | | 18.29 | | 19.23 | | | p | | 20.33 |
| 54,950 | Jaškowice Legnickie | | 18.32 | | 19.25 | | | | | 20.35 |
| 58,980 | Kunice | | 18.35 | | 19.29 | | | | | 20.38 |
| 65,113 | Legnica | 235, 254, 270 p | 17.57 | 18.41 | 18.59 | 19.33 | 19.50 | 20.02 | 20.35 | 20.44 |
| 65,113 | Legnica | 235, 254, 270 o | 17.59 | < | < | 19.34 | 19.56 | < | < | < |
| 70,847 | Rzeszotary | | | < | < | 19.39 | | < | < | < |
| 76,732 | Raszówka | | | < | < | 19.43 | | < | < | < |
| 79,658 | Gorzelin ▲ | | | < | < | 19.46 | | < | < | < |
| 82,673 | Chróstnik | | | < | < | 19.49 | | < | < | < |
| 87,412 | Lubin | p | 18.14 | < | < | 19.53 | 20.19 | < | < | < |
| 88,816 | Lubin Stadion | o | 18.15 | < | < | | 20.20 | < | < | < |
| 88,816 | Lubin Stadion | | 18.17 | < | < | | | < | < | < |
| 94,143 | Koźlice | | | < | < | | | < | < | < |
| 96,696 | Rynarcice ▲ | | | < | < | | | < | < | < |
| 101,381 | Rudna Miasto | 265 ↓ | 18.25 | < | < | | | < | < | < |
| 104,483 | RUDNA GWIZDANÓW | 265 p | | < | < | | | < | < | < |
| | Rudna Gwizdanów | 265 o | | < | < | | | < | < | < |
| | Głogów | 265 p | 18.44 | < | < | | 20.47 | < | < | < |
| | Zielona Góra Główna | 265 p | 19.47 | < | < | | 21.33 | < | < | < |
| | Szczecin Główny / Berlin Hbf* | p | | < | < | | | < | < | < |
| | Świnoujście | p | | < | < | | | < | < | < |
| | Kołobrzeg | p | | < | < | | | < | < | < |
| | | | 1 | 2 | 3 | 4 | 5 | 6 | 7 | 8 |
| | | | 9 | 10 | 11 | 12 | 13 | 14 | 15 | 16 |
| | | | 17 | 18 | | | | | | |

| | 1 | 2 | 3 | 4 | 5 | 6 | 7 | 8 | 9 | 10 | 11 | 12 | 13 | 14 | 15 | 16 | 17 | 18 |
|----------------------|------------------------|----------------------------------|-----------------------------------|------------------------|----------------------|------------------------|--------------------------|---|---|----|-----------------------------|----|-----------------------------------|-----------------------------|---------------------------|------------------------|----------------------------|----------------------|
| | | D14 | D62 | D1 | D13 | D10 | D10 | | | | IC | | D62 | IC | D10 | D1 | D18 | D13 |
| Informacja o pociągu | | KD-67331 KD-66855 2 ♣♣* | 5312 KD-66855 2 ♣♣* 4 | KD-69578 E 2 ♣♣* | KD-60513 2 ♣♣* | KD-69157 E 2 ♣♣* | KD-5688 2 ♣♣* 8 | | | | I-1645 E 1-2 ♣♣* 6 | | 5314 KD-66835 2 ♣♣* 4 | I-1645 E 1-2 ♣♣* 5 | KD-66445 2 ♣♣* 7 | KD-69580 E 2 ♣♣* | R-76230/1 2 ♣♣* 2 | KD-60515 2 ♣♣* |
| km | | | | | | | | | | | | | | | | | | |
| 65,113 | Legnica | 235, 254, 270 o | 18.03 | 18.43 | 18.47 | 19.00 | | | | | 20.03 | | | 20.36 | | 20.46 | | 20.50 |
| 70,750 | Jezierzany ▲ | 254, 270 ↓ | 18.08 | | 18.52 | | | | | | 20.03 | | | 20.36 | | 20.46 | | 20.50 |
| 74,575 | Miłkowice | 254, 270 ↓ | 18.11 | 18.50 | 18.56 | | | | | | 20.03 | | | 20.36 | 20.53 | 20.58 | z Zielonej Góry Główniej | 20.59 |
| 83,566 | Chojnów | 254 p | 18.18 | 18.55 | 19.03 | 19.10 | | | | | 20.13 | | | 20.46 | 20.58 | 20.59 | z Zielonej Góry Główniej | 21.06 |
| 89,980 | Osetnica | ↓ | 18.19 | 18.56 | 19.04 | 19.11 | | | | | 20.14 | | | 20.46 | 20.59 | 21.03 | z Lubania Śląskiego | 21.07 |
| 95,119 | Okmiany | ↓ | cd. tab. 254 | 19.04 | 19.10 | | | | | | 20.14 | | | 20.46 | 21.03 | 21.07 | z Lubania Śląskiego | 21.07 |
| 102,300 | Tomaszów Bolesławiecki | ↓ | cd. tab. 254 | 19.10 | 19.16 | | | | | | 20.14 | | | 20.46 | 21.07 | 21.13 | z Lubania Śląskiego | 21.07 |
| 110,623 | Bolesławiec | ↓ | do Żar | 19.16 | 19.24 | | | | | | 20.27 | | | 21.01 | 21.13 | 21.19 | z tab. 255 | 21.13 |
| 123,648 | Zebrzydowa | ↓ | do Żar | 19.24 | 19.32 | | | | | | 20.27 | | | 21.01 | 21.19 | 21.26 | z tab. 255 | 21.13 |
| 130,355 | Zagajnik | ↓ | ze Świeradowa-Zdroju | 19.28 | 19.33 | | | | | | 20.27 | | | 21.01 | 21.26 | 21.31 | z tab. 255 | 21.13 |
| 136,076 | Węgliniec | 255, 271 p | ze Świeradowa-Zdroju | 19.33 | 19.38 | | | | | | 20.40 | | | 21.13 | 21.25 | 21.36 | z tab. 255 | 21.13 |
| | Węgliniec | 255 o | ze Świeradowa-Zdroju | 19.42 | 20.08 | | | | | | 20.40 | | | 21.13 | 21.25 | 21.49 | z Lubania Śląskiego | 21.26 |
| | Lubań Śląski | 255 p | ze Świeradowa-Zdroju | 20.08 | | | | | | | 20.40 | | | 21.13 | 21.25 | 22.21 | z Lubania Śląskiego | 21.26 |
| 136,076 | Węgliniec | 255, 271 o | ze Świeradowa-Zdroju | | | | | | | | 20.40 | | | 21.13 | 21.25 | | z Lubania Śląskiego | 21.26 |
| 149,500 | Granica Państwa | ↓ | ze Świeradowa-Zdroju | | | | | | | | 20.40 | | | 21.13 | 21.25 | | z Lubania Śląskiego | 21.26 |
| 157,243 | HORKA (D) | p | ze Świeradowa-Zdroju | | | | | | | | 20.40 | | | 21.13 | 21.25 | | z Lubania Śląskiego | 21.26 |
| 136,076 | Węgliniec | 255, 271 o | ze Świeradowa-Zdroju | | | 19.39 | | | | | 20.41 | | | 21.14 | 21.25 | | z Lubania Śląskiego | 21.26 |
| 150,056 | Pieńsk | ↓ | z tab. 255 | | | 19.46 | | | | | 20.48 | | | 21.22 | 21.25 | | z Lubania Śląskiego | 21.26 |
| 152,421 | Lasów | ↓ | z tab. 255 | | | | | | | | 20.48 | | | 21.22 | 21.25 | | z Lubania Śląskiego | 21.26 |
| 158,497 | Jędrzychowice | ↓ | z tab. 255 | | | | | | | | 20.48 | | | 21.22 | 21.25 | | z Lubania Śląskiego | 21.26 |
| 160,631 | Zgorzelec Miasto | ↓ | z tab. 255 | | | 19.52 | | | | | 20.56 | | | 21.29 | 21.40 | | z Lubania Śląskiego | 21.26 |
| 162,608 | ZGORZELEC | 255 p | z tab. 255 | 19.22 | 19.55 | | | | | | 20.56 | | | 21.29 | 21.43 | | z Lubania Śląskiego | 21.26 |
| | ZGORZELEC | 255 o | z tab. 255 | 19.23 | | | | | | | 20.56 | | | 21.29 | 21.43 | | z Lubania Śląskiego | 21.26 |
| 163,627 | Granica Państwa | ↓ | z tab. 255 | 19.23 | | | | | | | 20.56 | | | 21.29 | 21.43 | | z Lubania Śląskiego | 21.26 |
| 164,412 | GÖRLITZ (D) | p | z tab. 255 | 19.27 | | | | | | | 20.59 | | | 21.32 | 21.43 | | z Lubania Śląskiego | 21.26 |
| | Görlitz | o | z tab. 255 | | | 20.04 | | | | | 20.59 | | | 21.32 | 21.43 | | z Lubania Śląskiego | 21.26 |
| | Dresden Hauptbahnhof | p | z tab. 255 | | | 20.13 | | | | | 20.59 | | | 21.32 | 21.43 | | z Lubania Śląskiego | 21.26 |
| | Dresden Hauptbahnhof | p | z tab. 255 | | | 21.33 | | | | | 21.33 | | | 21.32 | 21.43 | | z Lubania Śląskiego | 21.26 |

- 1 od 18.IV Głogów przyj. 18.32, Zielona Góra Główna 19.07, Szczecin Główny 21.29;
- 2 w dniach 13 - 19.IV na odcinku Zielona Góra Główna - Buchałów ZKA;
- 3 **KD SPRINTER JAN WYŻYKOWSKI** (od 18.IV Głogów przyj. 18.51);
- 4 kursuje codziennie oprócz 13 - 16.IV;
- 5 kursuje codziennie do 30.III;
- 6 kursuje codziennie od 31.III;
- 7 kursuje 13 - 16.IV;
- 8 w dniach 1 - 17.IV, 19.V na odcinku Dresden Klotzsche - Dresden Hauptbahnhof ZKA (Dresden Hauptbahnhof przyj. 21.47), w dniu 19.V pociąg kursuje w skróconej relacji do stacji Dresden Neustadt, a od 29.V na odcinku Bautzen - Bischofswerda ZKA (Dresden Hauptbahnhof przyj. 22.57);

| | | D14 | D11 | | D10 | | | D11 | | D10 | | D1 | | | D1 | | | D1 | | |
|----------------------|-------------------------------|--------------------------|--------------------------|-------|--------------------------|---|---|--------------------------|---|--------------------------|---|--------------------------|----|----|-------------------------|----|----|--------------------------|----|----|
| Warszawa Wschodnia | | | | | | | | | | | | | | | | | | | | |
| Warszawa Centralna | | | | | | | | | | | | | | | | | | | | |
| Przemysł Główny | | | | | | | | | | | | | | | | | | | | |
| Kraków Główny | | | | | | | | | | | | | | | | | | | | |
| Bielsko-Biała Główna | | | | | | | | | | | | | | | | | | | | |
| Wrocław Główny | | | | | | | | | | | | | | | | | | | | |
| 200, 215, 220 p | | | | | | | | | | | | | | | | | | | | |
| Informacja o pociągu | | KD-67103 E 2 ♣ ♣ * | KD-66555 E 2 ♣ ♣ * | | KD-69583 E 2 ♣ ♣ * | | | KD-66145 E 2 ♣ ♣ * | | KD-69585 E 2 ♣ ♣ * | | KD-69159 E 2 ♣ ♣ * | | | KD-69587 E/ ♣ ♣ * | | | KD-69589 E 2 ♣ ♣ * | | |
| km | | | | | | | | | | | | | | | | | | | | |
| 0 | WROCLAW GŁÓWNY | 265 o | 20.25 | | 20.42 | | | 21.30 | | 21.45 | | 22.15 | | | 22.57 | | | 23.45 | | |
| 4,956 | Wrocław Muchobór | 265 | 20.30 | | 20.47 | | | 21.35 | | 21.50 | | 22.20 | | | 23.03 | | | 23.50 | | |
| 6,812 | Wrocław Nowy Dwór | | 20.33 | | 20.50 | | | 21.38 | | 21.54 | | 22.23 | | | 23.06 | | | 23.54 | | |
| 9,495 | Wrocław Żerniki | | | | 20.53 | | | | | 21.56 | | | | | 23.09 | | | 23.57 | | |
| 13,577 | Wrocław Leśnica | | | | 20.57 | | | | | 22.00 | | | | | 23.13 | | | 0.01 | | |
| 20,734 | Mrozów | | | | 21.02 | | | | | 22.06 | | | | | 23.18 | | | 0.06 | | |
| 24,433 | Miękinia | | | | 21.05 | | | | | 22.09 | | | | | 23.22 | | | 0.09 | | |
| 29,618 | Przedmoście Święte | | | | 21.09 | | | | | 22.13 | | | | | 23.26 | | | 0.13 | | |
| 33,783 | Środa Śląska | | 20.49 | | 21.13 | | | 21.51 | | 22.17 | | 22.40 | | | 23.31 | | | 0.18 | | |
| 42,706 | Malczyce | | | | 21.18 | | | | | 22.23 | | | | | 23.37 | | | 0.24 | | |
| 52,223 | Szczedrzykowice | | | | 21.24 | | | | | 22.29 | | | | | 23.44 | | | 0.30 | | |
| 54,950 | Jaškowice Legnickie | | | | 21.27 | | | | | 22.32 | | | | | 23.47 | | | 0.33 | | |
| 58,980 | Kunice | | | | 21.30 | | | | | 22.35 | | | | | 23.51 | | | 0.37 | | |
| 65,113 | Legnica | 235, 254, 270 p | 21.08 | | 21.35 | | | 22.06 | | 22.41 | | 22.58 | | | 23.57 | | | 0.41 | | |
| 65,113 | Legnica | 235, 254, 270 o | | 21.13 | | | | 22.07 | | | | | | | | | | | | |
| 70,847 | Rzeszotary | | | 21.18 | | | | 22.13 | | | | | | | | | | | | |
| 76,732 | Raszówka | | | 21.27 | | | | 22.17 | | | | | | | | | | | | |
| 79,658 | Gorzelin ▲ | | | 21.30 | | | | 22.21 | | | | | | | | | | | | |
| 82,673 | Chróstnik | | | 21.33 | | | | 22.24 | | | | | | | | | | | | |
| 87,412 | Lubin | p | | 21.37 | | | | 22.28 | | | | | | | | | | | | |
| 88,816 | Lubin Stadion | o | | 21.47 | | | | | | | | | | | | | | | | |
| 94,143 | Koźlice | | | 21.49 | | | | | | | | | | | | | | | | |
| 96,696 | Rynarcice ▲ | | | 21.54 | | | | | | | | | | | | | | | | |
| 101,381 | Rudna Miasto | 265 ↓ | | 21.57 | | | | | | | | | | | | | | | | |
| 104,483 | RUDNA GWIZDANÓW | 265 p | | 22.01 | | | | | | | | | | | | | | | | |
| | Rudna Gwizdanów | 265 o | | 22.04 | | | | | | | | | | | | | | | | |
| | Głogów | 265 p | | 22.05 | | | | | | | | | | | | | | | | |
| | Zielona Góra Główna | 265 p | | 22.22 | | | | | | | | | | | | | | | | |
| | Szczecin Główny / Berlin Hbf* | p | | | | | | | | | | | | | | | | | | |
| | Świnoujście | p | | | | | | | | | | | | | | | | | | |
| | Kołobrzeg | p | | | | | | | | | | | | | | | | | | |
| | | | 1 | 2 | 3 | 4 | 5 | 6 | 7 | 8 | 9 | 10 | 11 | 12 | 13 | 14 | 15 | 16 | 17 | 18 |

| | 1 | 2 | 3 | 4 | 5 | 6 | 7 | 8 | 9 | 10 | 11 | 12 | 13 | 14 | 15 | 16 | 17 | 18 |
|----------------------|-----------------------------|--------------------------|------------------|---|--------------------------|---|---|---|---|--------------------------|----|----|----|----|----|----|----|----|
| Informacja o pociągu | | D14 | | | D10 | | | | | D10 | | | | | | | | |
| km | | KD-67103 E 2 ♣ ♣ * | | | KD-69583 E 2 ♣ ♣ * | | | | | KD-69585 E 2 ♣ ♣ * | | | | | | | | |
| 65,113 | Legnica | 235, 254, 270 o | 21.15 | | 21.40 | | | | | 22.43 | | | | | | | | |
| 70,750 | Jezierzany ▲ | 254, 270 | 21.19 | | | | | | | | | | | | | | | |
| 74,575 | Miłkowice | 254, 270 ↓ | 21.24 | | 21.47 | | | | | 22.50 | | | | | | | | |
| 83,566 | Chojnów | 254 p | < | | 21.52 | | | | | 22.55 | | | | | | | | |
| 89,980 | Osetnica | | < | | 21.53 | | | | | 22.56 | | | | | | | | |
| 95,119 | Okmiany | | cd. tab. | | 21.58 | | | | | 23.00 | | | | | | | | |
| 102,300 | Tomaszów Bolesławiecki | | 270 | | 22.02 | | | | | 23.04 | | | | | | | | |
| 110,623 | Bolesławiec | | <i>do Tuplic</i> | | 22.07 | | | | | 23.10 | | | | | | | | |
| 123,648 | Zebrzydowa | | | | 22.14 | | | | | 23.16 | | | | | | | | |
| 130,355 | Zagajnik | ↓ | | | p | | | | | 23.24 | | | | | | | | |
| 136,076 | Węglińiec | 255, 271 p | | | | | | | | 23.28 | | | | | | | | |
| | <i>Węglińiec</i> | 255 o | | | | | | | | 23.33 | | | | | | | | |
| | <i>Lubań Śląski</i> | 255 p | | | | | | | | < | | | | | | | | |
| 136,076 | Węglińiec | 255, 271 o | | | | | | | | < | | | | | | | | |
| 149,500 | <i>Granica Państwa</i> | ↓ | | | | | | | | < | | | | | | | | |
| 157,243 | HORKA (D) | p | | | | | | | | < | | | | | | | | |
| 136,076 | Węglińiec | 255, 271 o | | | | | | | | 23.34 | | | | | | | | |
| 150,056 | Pieńsk | | | | | | | | | 23.42 | | | | | | | | |
| 152,421 | Lasów | | | | | | | | | | | | | | | | | |
| 158,497 | Jędrzychowice | | | | | | | | | 23.48 | | | | | | | | |
| 160,631 | Zgorzelec Miasto | ↓ | | | | | | | | 23.50 | | | | | | | | |
| 162,608 | ZGORZELEC | 255 p | | | | | | | | 23.53 | | | | | | | | |
| 163,627 | <i>Granica Państwa</i> | ↓ | | | | | | | | | | | | | | | | |
| 164,412 | GÖRLITZ (D) | p | | | | | | | | | | | | | | | | |
| | <i>Görlitz</i> | o | | | | | | | | | | | | | | | | |
| | <i>Dresden Hauptbahnhof</i> | p | | | | | | | | | | | | | | | | |

■ w dniach 13 - 19.IV na odcinku Zielona Góra Główna - Buchałów ZKA;

GÖRLITZ (D) - ZGORZELEC
HORKA
RUDNA GWIZDANÓW - LUBIN

- WĘGLINIEC

- LEGNICA - WROCŁAW

| Dresden Hauptbahnhof / Leipzig Hbf* Görlitz | | o p | | | | | | | | | | | | | | | | | | |
|--|-------------------------------|-----------------|---|---|---|--------------------------|---|---|---|--------------------------|---|--------------------------------------|----|--------------------------|----|--------------------------|----|----------------------------|----|----|
| Informacja o pociągu | | | | | | D1 | | | | D10 | | D1 | | D10 | | D62 | | IC | | |
| km | | | | | | KD-69504 E 2 ♣ ♣ * | | | | KD-69506 E 2 ♣ ♣ * | | KD-69509 KD-69508 E 2 ♣ ♣ * | | KD-66446 ♣ ♣ * 2 5 | | KD-66860 ♣ ♣ * 2 3 | | I-6144 E 1-2 ♣ ♣ * 1 | | |
| 0 | GÖRLITZ (D) | o | | | | | | | | | | | | | | | | | | |
| 0,785 | Granica Państwa | ↓ | | | | | | | | | | | | | | | | | | |
| 1,804 | ZGORZELEC | 255 p | | | | | | | | | | | | | | | | | | |
| 3,781 | Zgorzelec Miasto | o | | | | | | | | | | | | | | | | | | |
| 5,915 | Jędrzychowice | ↓ | | | | | | | | | | | | | | | | | | |
| 11,955 | Lasów | ↓ | | | | | | | | | | | | | | | | | | |
| 14,356 | Pieńsk | ↓ | | | | | | | | | | | | | | | | | | |
| 28,336 | Węgliniec | 255, 271 p | | | | | | | | | | | | | | | | | | |
| 0 | HORKA (D) | o | | | | | | | | | | | | | | | | | | |
| 7,743 | Granica Państwa | ↓ | | | | | | | | | | | | | | | | | | |
| 21,167 | Węgliniec | 255, 271 p | | | | | | | | | | | | | | | | | | |
| | Lubań Śląski | 255 o | | | | | | | | | | | | | | | | | | |
| | Węgliniec | 255 p | | | | | | | | | | | | | | | | | | |
| 28,336 | Węgliniec | 255, 271 o | | | | | | | | | | | | | | | | | | |
| 34,057 | Zagajnik | ↓ | | | | | | | | | | | | | | | | | | |
| 40,764 | Zebrzydowa | ↓ | | | | | | | | | | | | | | | | | | |
| 53,789 | Bolesławiec | ↓ | | | | | | | | | | | | | | | | | | |
| 62,112 | Tomaszów Bolesławiecki | ↓ | | | | | | | | | | | | | | | | | | |
| 69,293 | Okmiany | ↓ | | | | | | | | | | | | | | | | | | |
| 74,432 | Osetnica | ↓ | | | | | | | | | | | | | | | | | | |
| 80,846 | Chojnów | 254 p | | | | | | | | | | | | | | | | | | |
| 89,837 | Miłkowice | 254, 270 ↓ | | | | | | | | | | | | | | | | | | |
| 93,662 | Jezierzano ▲ | 254, 270 ↓ | | | | | | | | | | | | | | | | | | |
| 99,299 | Legnica | 235, 254, 270 p | | | | | | | | | | | | | | | | | | |
| | Kolobrzeg | o | | | | | | | | | | | | | | | | | | |
| | Świnoujście | o | | | | | | | | | | | | | | | | | | |
| | Szczecin Główny / Berlin Hbf* | o | | | | | | | | | | | | | | | | | | |
| | Zielona Góra Główna | 265 o | | | | | | | | | | | | | | | | | | |
| | Głogów | 265 o | | | | | | | | | | | | | | | | | | |
| | Rudna Gwizdanów | 265 p | | | | | | | | | | | | | | | | | | |
| 0 | RUDNA GWIZDANÓW | 265 o | | | | | | | | | | | | | | | | | | |
| 24,546 | Rudna Miasto | 265 ↓ | | | | | | | | | | | | | | | | | | |
| 29,231 | Rynarcice | ↓ | | | | | | | | | | | | | | | | | | |
| 31,784 | Koźlice | ↓ | | | | | | | | | | | | | | | | | | |
| 37,111 | Lubin Stadion | ↓ | | | | | | | | | | | | | | | | | | |
| 38,515 | Lubin | p | | | | | | | | | | | | | | | | | | |
| | | | 1 | 2 | 3 | 4 | 5 | 6 | 7 | 8 | 9 | 10 | 11 | 12 | 13 | 14 | 15 | 16 | 17 | 18 |

| | | 1 | 2 | 3 | 4 | 5 | 6 | 7 | 8 | 9 | 10 | 11 | 12 | 13 | 14 | 15 | 16 | 17 | 18 |
|---------|--------------------------------|---------------------------------|---|---|----------------------------|---|--------------------------|---|--------------------------|---|-------------------------------|--------------------------|--------------------------|----|--------------------------|--------------------------|----|-----------------------------------|--------------------------|
| | Informacja o pociągu | D11 | | | D1 | | D1 | | D1 | | D11 | D1 | D10 | | D1 | D11 | | IC | D11 |
| km | | KD-66146 E 2 ♣ ♣ * Ⓢ 2 | | | KD-69500 E/♣ 2 ♣ ♣ * | | KD-69502 E 2 ♣ ♣ * | | KD-69504 E 2 ♣ ♣ * | | KD-66570 E 2 ♣ ♣ * Ⓢ | KD-66148 ♣ ♣ * Ⓢ 4 | KD-69506 E 2 ♣ ♣ * | | KD-69508 E 2 ♣ ♣ * | KD-66572 E 2 ♣ ♣ * | | I-6144 E 1-2 Ⓢ ♣ ♣ * K 1 | KD-66572 E 2 ♣ ♣ * |
| 38,515 | Lubin | o 1.55 | | | | | | | < | | 5.00 | | < | | < | 6.13 | | < | |
| 43,254 | Chróstnik | ⌋ | | | | | | | < | | 5.04 | | < | | < | 6.17 | | < | |
| 46,269 | Gorzelin ▲ | ⌋ | | | | | | | < | | 5.07 | | < | | < | 6.20 | | < | |
| 49,195 | Raszówka | ⌋ | | | | | | | < | | 5.10 | | < | | < | 6.23 | | < | |
| 55,080 | Rzeszotary | ⌋ | | | | | | | < | | 5.15 | | < | | < | 6.28 | | < | |
| 60,814 | Legnica 235, 254, 270 | p 2.09 | | | | | | | < | | 5.20 | | < | | < | 6.34 | | < | |
| 99,299 | Legnica 235, 254, 270 | o 2.10 | | | 3.18 | | 4.03 | | 4.51 | | 5.22 | 5.35 | 5.46 | | 6.24 | 6.36 | | 6.43 | |
| 105,432 | Kunice | ⌋ | | | 3.23 | | 4.08 | | 4.56 | | 5.27 | | 5.51 | | | 6.41 | | | |
| 109,462 | Jaśkowice Legnickie | ⌋ | | | 3.27 | | 4.12 | | 4.59 | | 5.30 | | 5.54 | | | 6.44 | | | |
| 112,189 | Szczedrzykowice | ⌋ | | | 3.30 | | 4.15 | | 5.02 | | 5.33 | | 5.57 | | | 6.47 | | | |
| 121,706 | Malczyce | ⌋ | | | 3.38 | | 4.22 | | 5.08 | | 5.39 | | 6.03 | | 6.38 | 6.54 | | | |
| 130,629 | Środa Śląska | o 2.26 | | | 3.45 | | 4.29 | | 5.15 | | 5.46 | 5.54 | 6.10 | | 6.43 | | | | 7.01 |
| 134,794 | Przedmoście Święte | ⌋ | | | 3.49 | | 4.33 | | 5.19 | | 5.50 | | 6.14 | | | | | | 7.05 |
| 139,979 | Miękinia | ⌋ | | | 3.55 | | 4.37 | | 5.23 | | 5.54 | | 6.18 | | 6.49 | | | | 7.09 |
| 143,678 | Mrozów | ⌋ | | | 3.58 | | 4.41 | | 5.26 | | 5.57 | | 6.21 | | | | | | 7.12 |
| 150,835 | Wrocław Leśnica | ⌋ | | | 4.04 | | 4.47 | | 5.32 | | 6.03 | | 6.27 | | 6.56 | | | | 7.18 |
| 154,917 | Wrocław Żerniki | ⌋ | | | 4.08 | | 4.50 | | 5.35 | | 6.06 | | 6.30 | | | | | | 7.21 |
| 157,600 | Wrocław Nowy Dwór | ⌋ | | | 4.11 | | 4.54 | | 5.38 | | 6.09 | 6.10 | 6.34 | | 7.01 | | | | 7.24 |
| 159,456 | Wrocław Muchobór 265 | ⌋ | | | 4.14 | | 4.57 | | 5.41 | | 6.12 | 6.12 | 6.37 | | 7.04 | | | | 7.27 |
| 164,412 | WROCLAW GŁÓWNY 200, 265 | p 2.45 | | | 4.20 | | 5.03 | | 5.47 | | 6.18 | 6.18 | 6.42 | | 7.09 | | | | 7.20 |
| | Wrocław Główny 200, 215, 220 | o | | | | | | | | | | | | | | | | | 7.28 |
| | Bielsko-Biała Główna | p | | | | | | | | | | | | | | | | | < |
| | Kraków Główny | p | | | | | | | | | | | | | | | | | < |
| | Przemyśl Główny | p | | | | | | | | | | | | | | | | | < |
| | Warszawa Centralna | p | | | | | | | | | | | | | | | | | 12.44 |
| | Warszawa Wschodnia | p | | | | | | | | | | | | | | | | | 12.55 |

- 1** kursuje codziennie do 30.III (w dniach 21, 22.III kursuje do Warszawy Gdańskiej z pominięciem Warszawy Centralnej i Warszawy Wschodniej, Warszawa Gdańska przyj. 12.45) (w dniach 21, 22.III **K** do Wrocławia Głównego, poza tym do Warszawy Centralnej);
- 2** w dniu 29.III Legnica 3.09/3.10, Środa Śląska 3.26, Wrocław Główny przyj. 3.45;
- 3** kursuje codziennie oprócz 14 - 17.IV;
- 4** **KD SPRINTER IGLICA**;
- 5** kursuje 14 - 17.IV;

| Dresden Hauptbahnhof / Leipzig Hbf* Görlitz | | | | | | | 5.23 6.48 | | | | | 6.23 7.48 | | | | | | | | |
|--|-------------------------------|------------------------|--------------------------|--------------------------|-----------------------------------|----------------------------|--------------------------|-------------------------------|------|-----------------------------|----------------------------|-----------------------------|--------------------------|------|------------------------|--------------------------|-----|----|----|----|
| Informacja o pociągu | | D14 | D13 | D11 | D10 | IC | D10 | D10 | D10 | | D62 | D10 | D14 | D10 | | D13 | D11 | | | |
| KD-76102 2 b o * | | KD-60570 2 b o * | KD-66574 E 2 b o * | KD-69510 E 2 b o * | I-6144 E 1-2 b x o * K 3 | KD-5671 2 b o * 1 | KD-69510 E 2 b o * | KD-69512 E 2 b o * D | | KD-66864 2 b o * 2 | KD-5673 2 b o * 5 | KD-76310 2 b o * D | KD-66152 E 2 b o * | | KD-60572 2 b o * | KD-66578 E 2 b o * | | | | |
| km | | | | | | | | | | | | | | | | | | | | |
| 0 | GÖRLITZ (D) | o | | | | | 6.51 | | | | 7.39 | 7.51 | | | | | | | | |
| 0,785 | Granica Państwa | ↓ | | | | | | | | | | | | | | | | | | |
| 1,804 | ZGORZELEC | 255 p | | | | | 6.54 | | | | 7.43 | 7.54 | | | | | | | | |
| 3,781 | Zgorzelec Miasto | o | | | 6.20 | 6.40 | | | 7.08 | | 7.44 | | | 8.10 | | | | | | |
| 5,915 | Jędrzychowice | | | | 6.23 | 6.43 | | | 7.11 | | | | | 8.12 | | | | | | |
| 11,955 | Lasów | | | | 6.25 | | | | 7.13 | | cd. tab. 255 | | | | | | | | | |
| 14,356 | Pieńsk | | | | 6.31 | 6.49 | | | 7.19 | | do Jeleniej Góry | | | 8.18 | | | | | | |
| 28,336 | Węgliniec | 255, 271 p | | | 6.39 | 6.57 | | | 7.27 | | | | | 8.26 | | | | | | |
| 0 | HORKA (D) | o | | | < | < | | | < | | | | | < | | | | | | |
| 7,743 | Granica Państwa | ↓ | | | < | < | | | < | | | | | < | | | | | | |
| 21,167 | Węgliniec | 255, 271 p | | | < | < | | | < | | | | | < | | | | | | |
| | Lubań Śląski | 255 o | | | < | < | | | < | | | | | < | | | | | | |
| | Węgliniec | 255 p | | | < | < | | | < | | | | | < | | | | | | |
| 28,336 | Węgliniec | 255, 271 o | | | 6.40 | 6.58 | | | 7.28 | | | | | 8.26 | | | | | | |
| 34,057 | Zagajnik | z Tuplic | | | 6.44 | | | | 7.32 | | | | | | | | | | | |
| 40,764 | Zebrzydowa | | | | 6.49 | | | | 7.37 | | | | | | | | | | | |
| 53,789 | Bolesławiec | | | | 6.58 | 7.11 | | | 7.46 | | | | | 8.33 | | | | | | |
| 62,112 | Tomaszów Bolesławiecki | | | | 7.03 | | | | 7.52 | | | | | 8.41 | | | | | | |
| 69,293 | Okmiany | z tab. 270 | | | 7.08 | | | | 7.57 | | | | | | | | | | | |
| 74,432 | Osetnica | ↓ | | | 7.12 | | | | 8.01 | | | | | | | | | | | |
| 80,846 | Chojnów | 254 p | | | 7.17 | 7.24 | | | 8.05 | | | | | 8.53 | | | | | | |
| | | o | | | 7.17 | 7.25 | | | 8.06 | | | | | 8.54 | | | | | | |
| 89,837 | Miłkowice | 254, 270 | 6.43 | | 7.23 | | | | 8.12 | | | | | 8.45 | | | | | | |
| 93,662 | Jezierzany ▲ | 254, 270 | 6.47 | | | | | | | | | | | 8.49 | | | | | | |
| 99,299 | Legnica | 235, 254, 270 p | 6.53 | | 7.30 | 7.36 | | | 8.18 | | | | | 8.55 | 9.05 | | | | | |
| | Kolobrzeg | o | < | | | < | | | | | | | | < | | | | | | |
| | Świnoujście | o | < | | | < | | | | | | | | < | | | | | | |
| | Szczecin Główny / Berlin Hbf* | o | < | | | < | | | | | | | | < | | | | | | |
| | Zielona Góra Główna | 265 o | < | | | < | | | | | | | | < | | | | | | |
| | Głogów | 265 o | < | | 6.28 | < | | | | | | | | < | | | | | | |
| | Rudna Gwizdanów | 265 p | < | | 6.43 | < | | | | | | | | < | | | | | | |
| 0 | RUDNA GWIZDANÓW | 265 o | < | | 6.44 | < | | | | | | | | < | | | | | | |
| 24,546 | Rudna Miasto | 265 | < | | 6.47 | < | | | | | | | | < | | | | | | |
| 29,231 | Rynarcice | | < | | 6.51 | < | | | | | | | | < | | | | | | |
| 31,784 | Koźlice | | < | | 6.55 | < | | | | | | | | < | | | | | | |
| 37,111 | Lubin Stadion | | < | | 7.00 | < | | | | | | | | < | | | | | | |
| 38,515 | Lubin | p | < | | 7.02 | < | | | | | | | | < | | | | | | |
| | | | 1 | 2 | 3 | 4 | 5 | 6 | 7 | 8 | 9 | 10 | 11 | 12 | 13 | 14 | 15 | 16 | 17 | 18 |

| | | 1 | 2 | 3 | 4 | 5 | 6 | 7 | 8 | 9 | 10 | 11 | 12 | 13 | 14 | 15 | 16 | 17 | 18 |
|----------------------|----------------------|--------------------------|------|---|--------------------------|---|-------------------------------------|---|--------------------------|---|--------------------------|----|-------------------------|----|--------------------------|----|----|--------------------------|--------------------------|
| Informacja o pociągu | | D14 | | | D11 | | IC | | D10 | | D11 | | IC | | D10 | | | D11 | D1 |
| km | | KD-76102 E 2 ☺ ☺ * | | | KD-66574 E 2 ☺ ☺ * | | I-6144 E 1-2 ☺ ☺ ☺ ☺ * K 3 | | KD-69510 E 2 ☺ ☺ * | | KD-66576 E 2 ☺ ☺ * | | I-7318 1-2 ☺ ☺ *K | | KD-66152 E 2 ☺ ☺ * | | | KD-66578 E 2 ☺ ☺ * | KD-66154 E 2 ☺ ☺ * |
| 38,515 | Lubin | o | < | | 7.03 | | < | | < | | 8.07 | | 8.27 | | < | | | 9.04 | |
| 43,254 | Chróstnik | | < | | 7.07 | | < | | < | | | | | | < | | | 9.08 | |
| 46,269 | Gorzelin ▲ | | < | | 7.10 | | < | | < | | | | | | < | | | 9.11 | |
| 49,195 | Raszówka | | < | | 7.14 | | < | | < | | | | | | < | | | 9.14 | |
| 55,080 | Rzeszotary | | < | | 7.18 | | < | | < | | | | | | < | | | 9.18 | |
| 60,814 | Legnica | 235, 254, 270 p | < | | 7.24 | | < | | < | | 8.22 | | 8.41 | | < | | | 9.23 | |
| 99,299 | Legnica | 235, 254, 270 o | 7.03 | | 7.25 | | 7.37 | | 7.43 | | 8.23 | | 8.50 | | 9.06 | | | 9.27 | 9.48 |
| 105,432 | Kunice | | | | | | | | 7.48 | | | | | | | | | 9.32 | |
| 109,462 | Jaśkowice Legnickie | | | | | | | | 7.51 | | | | | | | | | 9.35 | |
| 112,189 | Szczedrzykowice | | | | | | | | 7.54 | | | | | | | | | 9.38 | |
| 121,706 | Malczyce | | | | 7.37 | | | | 8.02 | | 8.35 | | | | | | | 9.44 | |
| 130,629 | Środa Śląska | 7.22 | | | 7.43 | | | | 8.08 | | 8.41 | | | | 9.21 | | | 9.50 | 10.07 |
| 134,794 | Przedmoście Świąte | | | | | | | | 8.12 | | | | | | | | | 9.54 | |
| 139,979 | Miękinia | | | | 7.48 | | | | 8.16 | | 8.46 | | | | | | | 9.58 | |
| 143,678 | Mrozów | | | | | | | | 8.19 | | | | | | | | | 10.01 | |
| 150,835 | Wrocław Leśnica | | | | 7.55 | | | | 8.25 | | 8.53 | | | | | | | 10.07 | |
| 154,917 | Wrocław Żerniki | | | | | | | | 8.28 | | | | | | | | | 10.10 | |
| 157,600 | Wrocław Nowy Dwór | 7.39 | | | 8.00 | | | | 8.32 | | 8.57 | | | | 9.35 | | | 10.14 | 10.23 |
| 159,456 | Wrocław Muchobór | 265 ▼ | 7.42 | | 8.03 | | | | 8.34 | | 9.01 | | | | 9.37 | | | 10.17 | 10.25 |
| 164,412 | WROCLAW GŁÓWNY | 200, 265 p | 7.48 | | 8.09 | | 8.14 | | 8.40 | | 9.07 | | 9.23 | | 9.43 | | | 10.23 | 10.31 |
| | Wrocław Główny | 200, 215, 220 o | | | | | 8.19 | | | | | | 9.29 | | | | | | |
| | Bielsko-Biała Główna | p | | | | | < | | | | | | < | | | | | | |
| | Kraków Główny | p | | | | | < | | | | | | 12.22 | | | | | | |
| | Przemyśl Główny | p | | | | | < | | | | | | 14.46 | | | | | | |
| | Warszawa Centralna | p | | | | | 12.44 | | | | | | | | | | | | |
| | Warszawa Wschodnia | p | | | | | 12.55 | | | | | | | | | | | | |

- 1 kursuje ① - ⑤ oprócz 3, 6.IV, 1, 14, 25.V (w dniach 29.V, 1 - 5, 8 - 12.VI Dresden Hauptbahnhof odj. 4.53, Görlitz przyj. 6.33);
- 2 kursuje codziennie oprócz 13 - 17.IV;
- 3 kursuje codziennie od 31.III;
- 4 **KD SPRINTER IGLICA**;
- 5 w dniach 29.V, 1 - 5, 8 - 12.VI Görlitz 7.58/8.00, Zgorzelec przyj. 8.04;

GÖRLITZ (D) - ZGORZELEC
HORKA - WĘGLINIEC

RUDNA GWIZDANÓW - LUBIN
- LEGNICA - WROCŁAW

| Dresden Hauptbahnhof / Leipzig Hbf* Görlitz | | | | | | | | 8.23 9.48 | | | | | | | | | | | | |
|--|-------------------------------|---|---|------------------------------------|--|--|-------------------------------|----------------------------------|---|----|----------------------------------|--------------------------------|-------------------------------------|------------------|---|---------------------------------|--|----|----|----|
| Informacja o pociągu | | D18 5821 R-67282/3 2 2 2 | D1 KD-69515 KD-69514 E 2 2 2 | IC I-8314 1-2 2 2 K | D62 5305 KD-66812 2 2 2 | D14 5627 KD-76000 2 2 2 | D10 KD-5793 2 2 2 | D10 KD-66156 E 2 2 2 | | | D12 KD-76500 E 2 2 2 | D13 KD-60574 2 2 2 | IC I-73000 1-2 2 2 K | | D18 5823 R-67284/5 2 2 2 | D1 KD-69516 E 2 2 2 | D62 5791 KD-66874 2 2 2 | | | |
| km | | 2 | 3 | 4 | 5 | 6 | 7 | 8 | 9 | 10 | 11 | 12 | 13 | 14 | 15 | 16 | 17 | 18 | | |
| 0 | GÖRLITZ (D) | o | 9.08 | | 9.39 | | 9.51 | | | | | | | 11.08 | | 11.39 | | | | |
| 0,785 | Granica Państwa | ↓ | | | | | | | | | | | | | | | | | | |
| 1,804 | ZGORZELEC | 255 p | 9.12 | | 9.43 | | 9.54 | | | | | | | 11.11 | | 11.43 | | | | |
| 3,781 | Zgorzelec Miasto | o | 9.13 | | 9.44 | | | 10.06 | | | | | | 11.12 | | 11.44 | | | | |
| 5,915 | Jędrzychowice | o | 9.16 | | < | | | 10.08 | | | | | | 11.15 | | < | | | | |
| 11,955 | Lasów | o | 9.18 | | cd. tab. | | | | | | | | | 11.17 | | cd. tab. | | | | |
| 14,356 | Pieńsk | o | 9.23 | | 255 | | | | | | | | | 11.22 | | 255 | | | | |
| 28,336 | Węgliniec | 255, 271 p | 9.26 | | do Świeradowa-Zdroju | | | 10.14 | | | | | | 11.25 | | do Jeleniej Góry | | | | |
| 28,336 | Węgliniec | 255, 271 p | 9.34 | | | | | 10.21 | | | | | | 11.34 | | | | | | |
| 0 | HORKA (D) | o | < | | < | | | < | | | | | | < | | | | | | |
| 7,743 | Granica Państwa | ↓ | < | | < | | | < | | | | | | < | | | | | | |
| 21,167 | Węgliniec | 255, 271 p | < | | < | | | < | | | | | | < | | | | | | |
| | Lubań Śląski | 255 o | < | 9.06 | | | | < | | | | | | < | 11.07 | | | | | |
| | Węgliniec | 255 p | < | 9.33 | | | | < | | | | | | < | 11.34 | | | | | |
| 28,336 | Węgliniec | 255, 271 o | 9.40 | 9.44 | | | | 10.28 | | | | | | 11.40 | 11.44 | | | | | |
| 34,057 | Zagajnik | o | < | 9.48 | | | | | | | | | | < | 11.48 | | | | | |
| 40,764 | Zebrzydowa | o | cd. tab. | 9.53 | | | | 10.35 | | | | | | cd. tab. | 11.53 | | | | | |
| 53,789 | Bolesławiec | o | 271 | 10.02 | | | | 10.42 | | | | | | 271 | 12.02 | | | | | |
| 62,112 | Tomaszów Bolesławiecki | o | | 10.08 | | | | | | | | | | do Zielonej Góry | 12.08 | | | | | |
| 69,293 | Okmiany | o | | 10.13 | | | | | | | | | | do Zielonej Góry | 12.13 | | | | | |
| 74,432 | Osetnica | o | | 10.17 | | | | | | | | | | do Zielonej Góry | 12.17 | | | | | |
| 80,846 | Chojnów | 254 p | | 10.21 | | | | 10.55 | | | | | | 12.01 | 12.21 | | | | | |
| 89,837 | Miłkowice | 254, 270 o | | 10.22 | | | | 10.55 | | | | | | 12.02 | 12.22 | | | | | |
| 93,662 | Jezierzano | 254, 270 ↓ | | 10.28 | | | | 10.37 | | | | | | 12.09 | 12.28 | | | | | |
| 93,662 | Jezierzano | 254, 270 ↓ | | | | | | 10.41 | | | | | | 12.13 | | | | | | |
| 99,299 | Legnica | 235, 254, 270 p | | 10.35 | | | | 10.47 | | | | | | 12.19 | 12.35 | | | | | |
| | Kolobrzeg | o | | < | | | | < | | | | | | < | < | | | | | |
| | Świnoujście | o | | < | | | | < | | | | | | < | < | | | | | |
| | Szczecin Główny / Berlin Hbf* | o | | < | | | | < | | | | | | < | < | | | | | |
| | Zielona Góra Główna | 265 o | | < | | | | < | | | 10.48 | | | < | < | | | | | |
| | Głogów | 265 o | | < | | | | < | | | 11.00 | | | < | < | | | | | |
| | Rudna Gwizdanów | 265 p | | < | | | | < | | | 11.15 | | | < | < | | | | | |
| 0 | RUDNA GWIZDANÓW | 265 o | | < | | | | < | | | 11.15 | | | < | < | | | | | |
| 24,546 | Rudna Miasto | 265 | | < | | | | < | | | 11.19 | | | < | < | | | | | |
| 29,231 | Rynarcice | o | | < | | | | < | | | 11.22 | | | < | < | | | | | |
| 31,784 | Koźlice | o | | < | | | | < | | | 11.26 | | | < | < | | | | | |
| 37,111 | Lubin Stadion | o | | < | | | | < | | | 11.30 | | | < | < | | | | | |
| 38,515 | Lubin | p | | < | | | | < | | | 11.32 | | | < | < | | | | | |
| | | | 1 | 2 | 3 | 4 | 5 | 6 | 7 | 8 | 9 | 10 | 11 | 12 | 13 | 14 | 15 | 16 | 17 | 18 |

| | 1 | 2 | 3 | 4 | 5 | 6 | 7 | 8 | 9 | 10 | 11 | 12 | 13 | 14 | 15 | 16 | 17 | 18 |
|-----------------------------------|---|---|--------------------------|-----------------------------------|--------------------------|-------------------------------------|---|--------------------------|---|----|----|--------------------------|----|------------------------------------|----|----|--------------------------|-------|
| Informacja o pociągu | | | D1 | IC | D1 | D14 | | D10 | | | | D12 | | IC | | | D1 | |
| km | | | KD-69514 E 2 ♣ ♣ * | I-8314 1-2 ♣ ✖ ♣ * K 4 | KD-69514 E 2 ♣ ♣ * | 5627 KD-76000 2 ♣ ♣ * © | | KD-66156 E 2 ♣ ♣ * | | | | KD-76500 E 2 ♣ ♣ * | | I-73000 1-2 ♣ ✖ ♣ * K 1 | | | KD-69516 E 2 ♣ ♣ * | |
| 38,515 Lubin | | | < | 10.25 | < | < | < | < | | | | 11.33 | | 12.02 | | | < | |
| 43,254 Chróstonik | | | < | — | < | < | < | < | | | | 11.37 | | — | | | < | |
| 46,269 Gorzelin ▲ | | | < | — | < | < | < | < | | | | 11.40 | | — | | | < | |
| 49,195 Raszówka | | | < | — | < | < | < | < | | | | 11.49 | | — | | | < | |
| 55,080 Rzeszotary | | | < | — | < | < | < | < | | | | 11.54 | | — | | | < | |
| 60,814 Legnica 235, 254, 270 p | | | < | 10.39 | < | < | < | < | | | | 11.59 | | 12.24 | | | < | |
| 99,299 Legnica 235, 254, 270 o | | | 10.37 | 10.47 | | 10.54 | | 11.07 | | | | 12.00 | | 12.25 | | | | 12.37 |
| 105,432 Kunice | | | 10.42 | — | | — | | — | | | | — | | — | | | | 12.42 |
| 109,462 Jaśkowice Legnickie | | | 10.45 | — | | — | | — | | | | — | | — | | | | 12.45 |
| 112,189 Szczedrzykowice | | | 10.48 | — | | — | | — | | | | — | | — | | | | 12.48 |
| 121,706 Malczyce | | | 10.54 | — | | — | | — | | | | 12.12 | | — | | | | 12.54 |
| 130,629 Środa Śląska | | | 11.01 | — | | 11.14 | | 11.22 | | | | 12.17 | | — | | | | 13.01 |
| 134,794 Przedmoście Święte | | | | — | 11.05 | — | | — | | | | — | | — | | | | 13.05 |
| 139,979 Miękinia | | | | — | 11.09 | — | | — | | | | 12.23 | | — | | | | 13.09 |
| 143,678 Mrozów | | | | — | 11.12 | — | | — | | | | — | | — | | | | 13.12 |
| 150,835 Wrocław Leśnica | | | | — | 11.18 | — | | — | | | | 12.30 | | — | | | | 13.18 |
| 154,917 Wrocław Żerniki | | | | — | 11.21 | — | | — | | | | — | | — | | | | 13.21 |
| 157,600 Wrocław Nowy Dwór | | | | — | 11.24 | 11.32 | | 11.37 | | | | 12.34 | | — | | | | 13.24 |
| 159,456 Wrocław Muchobór 265 ↓ | | | | — | 11.27 | 11.35 | | 11.40 | | | | 12.37 | | — | | | | 13.27 |
| 164,412 WROCLAW GŁÓWNY 200, 265 p | | | | 11.23 | 11.34 | 11.40 | | 11.46 | | | | 12.43 | | 12.58 | | | | 13.33 |
| Wrocław Główny 200, 215, 220 o | | | | 11.30 | | | | | | | | BORNIT | | 13.10 | | | | |
| Bielsko-Biała Główna p | | | | < | | | | | | | | | | < | | | | |
| Kraków Główny p | | | | 14.32 | | | | | | | | | | 16.06 | | | | |
| Przemyśl Główny p | | | | 16.59 | | | | | | | | | | 18.43 | | | | |
| Warszawa Centralna p | | | | | | | | | | | | | | | | | | |
| Warszawa Wschodnia p | | | | | | | | | | | | | | | | | | |

- 1** w dniach 8, 28 - 30.III na odcinku Berlin Hauptbahnhof - Frankfurt (Oder) ZKA (Berlin Hauptbahnhof odj. 7.35); poza tym do 28.IV Kraków Główny przyj. 16.17;
2 kursuje codziennie oprócz 5.IV (w dniach 13 - 19.IV na odcinku Buchałów - Zielona Góra Główna ZKA);
3 w dniach 13 - 19.IV na odcinku Buchałów - Zielona Góra Główna ZKA;
4 w dniach 18 - 31.V Przemyśl Główny przyj. 17.07;
5 kursuje codziennie oprócz 13 - 17.IV;
6 w dniach 29.V, 1 - 5, 8 - 12.VI Görlitz 9.58/10.00, Zgorzelec przyj. 10.04;

| Dresden Hauptbahnhof / Leipzig Hbf* | | o | 10.23 | | | | | | | | | | | | | | | 12.23 | | |
|-------------------------------------|--------------------------------------|-----------------|------------|---|--------------------------|---|--|---|--------------------------|---|--------------------------------------|------------------------|---------------------------|-----------------------|----|----|----|--------------------------|-------|----|
| Görlitz | | p | 11.48 | | | | | | | | | | | | | | | 13.48 | | |
| Informacja o pociągu | | | D10 | | D10 | | IC 135 <i>I-60008</i> 1-2 * K 5 | | D11 | | D1 | D13 | D62 5307 | D10 | | | | D10 | | |
| KD-5675 2 ♣ ♣ * | | | | | KD-66158 E 2 ♣ ♣ * | | | | KD-66580 E 2 ♣ ♣ * | | KD-69521 KD-69520 E 2 ♣ ♣ * | KD-60576 2 ♣ ♣ * | KD-66878 2 ♣ ♣ * | KD-5679 2 ♣ ♣ * | | | | KD-69522 E 2 ♣ ♣ * | | |
| km | | | | | | | | | | | | | | | | | | | | |
| 0 | GÖRLITZ (D) | o | 11.51 | | | | | | | | | | | | | | | 13.39 | 13.51 | |
| 0,785 | <i>Granica Państwa</i> | ↓ | | | | | | | | | | | | | | | | | | |
| 1,804 | ZGORZELEC | 255 p | 11.54 | | | | | | | | | | | | | | | 13.43 | 13.54 | |
| 3,781 | Zgorzelec Miasto | o | | | 12.19 | | | | | | | | | | | | | 13.44 | | |
| 5,915 | Jędrzychowice | | | | 12.21 | | | | | | | | | | | | | | 14.17 | |
| 11,955 | Lasów | | | | | | | | | | | | | | | | | | 14.20 | |
| 14,356 | Pieńsk | | | | | | | | | | | | | | | | | | 14.22 | |
| 28,336 | Węgliniec | 255, 271 p | | | 12.27 | | | | | | | | | | | | | | 14.28 | |
| | | | | | 12.34 | | | | | | | | | | | | | | 14.36 | |
| 0 | HORKA (D) | o | | | | | | | | | | | | | | | | | | |
| 7,743 | <i>Granica Państwa</i> | ↓ | | | | | | | | | | | | | | | | | | |
| 21,167 | Węgliniec | 255, 271 p | | | | | | | | | | | | | | | | | | |
| | <i>Lubań Śląski</i> | 255 o | | | | | | | | | | | | | | | | | | |
| | Węgliniec | 255 p | | | | | | | | | | | | | | | | | | |
| 28,336 | Węgliniec | 255, 271 o | | | 12.35 | | | | | | | | | | | | | | | |
| 34,057 | Zagajnik | | | | | | | | | | | | | | | | | | | |
| 40,764 | Zebrzydowa | | | | | | | | | | | | | | | | | | | |
| 53,789 | Bolesławiec | | | | 12.42 | | | | | | | | | | | | | | | |
| 62,112 | Tomaszów Bolesławiecki | | | | 12.50 | | | | | | | | | | | | | | | |
| 69,293 | Okmiany | | | | | | | | | | | | | | | | | | | |
| 74,432 | Osetnica | ↓ | | | | | | | | | | | | | | | | | | |
| 80,846 | Chojnów | 254 p | | | 13.02 | | | | | | | | | | | | | | | |
| 89,837 | Miłkowice | 254, 270 o | | | 13.03 | | | | | | | | | | | | | | | |
| 93,662 | Jezierzany ▲ | 254, 270 ↓ | | | | | | | | | | | | | | | | | | |
| 99,299 | Legnica | 235, 254, 270 p | | | 13.14 | | | | | | | | | | | | | | | |
| | <i>Kolobrzeg</i> | o | | | | | | | | | | | | | | | | | | |
| | <i>Swinoujście</i> | o | | | | | | | | | | | | | | | | | | |
| | <i>Szczecin Główny / Berlin Hbf*</i> | o | | | | | | | | | | | | | | | | | | |
| | <i>Zielona Góra Główna</i> | 265 o | | | | | | | | | | | | | | | | | | |
| | <i>Głogów</i> | 265 o | | | | | | | | | | | | | | | | | | |
| | <i>Rudna Gwizdanów</i> | 265 p | | | | | | | | | | | | | | | | | | |
| 0 | RUDNA GWIZDANÓW | 265 o | | | | | | | | | | | | | | | | | | |
| 24,546 | Rudna Miasto | 265 ↓ | | | | | | | | | | | | | | | | | | |
| 29,231 | Rynarcice | | | | | | | | | | | | | | | | | | | |
| 31,784 | Koźlice | | | | | | | | | | | | | | | | | | | |
| 37,111 | Lubin Stadion | | | | | | | | | | | | | | | | | | | |
| 38,515 | Lubin | p | | | | | | | | | | | | | | | | | | |
| | | | 1 | 2 | 3 | 4 | 5 | 6 | 7 | 8 | 9 | 10 | 11 | 12 | 13 | 14 | 15 | 16 | 17 | 18 |

| | 1 | 2 | 3 | 4 | 5 | 6 | 7 | 8 | 9 | 10 | 11 | 12 | 13 | 14 | 15 | 16 | 17 | 18 |
|-----------------------------------|---|---|------------------------|---|-----------------------------|----------------------------------|---|------------------------|---|-------------------------------|----|------------------------|----|-----------------------------|----|------------------------|------------------------|----|
| Informacja o pociągu | | | D1 | | D1 | IC 135 | | D11 | | D1 | | D1 | | D11 | | D11 | D10 | |
| km | | | KD-66158 E 2 ♣♣* | | KD-69518 E 2 ♣♣* Ⓞ | I-66008 I-8308 1-2 Ⓞ* K | | KD-66580 E 2 ♣♣* | | KD-66160 E 2 ♣♣* Ⓞ 6 | | KD-69520 E 2 ♣♣* | | KD-66130 E 2 ♣♣* 4 | | KD-66582 E 2 ♣♣* | KD-69522 E 2 ♣♣* | |
| 38,515 Lubin | | | < | | | < | | 13.37 | | | | < | | 14.43 | | 14.56 | < | |
| 43,254 Chróstonik | | | < | | | < | | 13.41 | | | | < | | | | 15.00 | < | |
| 46,269 Gorzelin ▲ | | | < | | | < | | 13.44 | | | | < | | | | 15.03 | < | |
| 49,195 Raszówka | | | < | | | < | | 13.47 | | | | < | | | | 15.12 | < | |
| 55,080 Rzeszotary | | | < | | | < | | 13.52 | | | | < | | | | 15.16 | < | |
| 60,814 Legnica 235, 254, 270 p | | | < | | | < | | 13.57 | | | | < | | 14.58 | | 15.22 | < | |
| 99,299 Legnica 235, 254, 270 o | | | 13.15 | | 13.33 | 13.56 | | 14.02 | | 14.26 | | 14.37 | | 15.00 | | 15.24 | 15.31 | |
| 105,432 Kunice | | | | | | | | 14.07 | | | | 14.42 | | | | | 15.36 | |
| 109,462 Jaśkowice Legnickie | | | | | | | | 14.11 | | | | 14.45 | | | | | 15.39 | |
| 112,189 Szczedrzykowie | | | | | | | | 14.13 | | | | 14.48 | | | | | 15.42 | |
| 121,706 Malczyce | | | | | 13.47 | | | 14.19 | | | | 14.54 | | | | 15.37 | 15.49 | |
| 130,629 Środa Śląska 13.30 | | | | | 13.54 | | | 14.26 | | 14.41 | | 15.01 | | 15.16 | | 15.43 | 15.55 | |
| 134,794 Przedmoście Święte | | | | | | | | 14.29 | | | | 15.05 | | | | | 15.59 | |
| 139,979 Miękinia | | | | | 14.01 | | | 14.33 | | | | 15.09 | | | | 15.49 | 16.03 | |
| 143,678 Mrozów | | | | | | | | 14.36 | | | | 15.12 | | | | | 16.06 | |
| 150,835 Wrocław Leśnica | | | | | 14.10 | | | 14.42 | | | | 15.18 | | | | 15.57 | 16.12 | |
| 154,917 Wrocław Żerniki | | | | | | | | 14.45 | | | | 15.21 | | | | | 16.15 | |
| 157,600 Wrocław Nowy Dwór | | | 13.44 | | 14.15 | | | 14.48 | | 14.55 | | 15.24 | | 15.30 | | 16.02 | 16.18 | |
| 159,456 Wrocław Muchobór 265 ▼ | | | 13.47 | | 14.19 | | | 14.52 | | 14.58 | | 15.27 | | 15.33 | | 16.05 | 16.21 | |
| 164,412 WROCLAW GŁÓWNY 200, 265 p | | | 13.53 | | 14.24 | 14.35 | | 14.58 | | 15.03 | | 15.33 | | 15.38 | | 16.11 | 16.27 | |
| Wrocław Główny 200, 215, 220 o | | | | | | 15.36 | | | | | | | | | | | | |
| Bielsko-Biała Główna p | | | | | | < | | | | | | | | | | | | |
| Kraków Główny p | | | | | | 18.48 | | | | | | | | | | | | |
| Przemyśl Główny p | | | | | | 21.22 | | | | | | | | | | | | |
| Warszawa Centralna p | | | | | | | | | | | | | | | | | | |
| Warszawa Wschodnia p | | | | | | | | | | | | | | | | | | |

- 1 z Tuplic kursuje w Ⓞ, a od Żar codziennie;
- 2 kursuje codziennie oprócz 13 - 17.IV;
- 3 **KD SPRINTER JERZY WILHELM;**
- 4 **KD SPRINTER CUPRUM;**
- 5 w dniach 7 - 10, 13 - 17, 20 - 24.IV kursuje ze stacji Dresden Neustadt z pominięciem stacji Leipzig Hauptbahnhof (na odcinku Dresden Neustadt - Węgliniec ZKA, Dresden Neustadt odj. 10.45, Węgliniec przyj. 13.00);
- 6 w dniach 29.V, 1 - 5, 8 - 12.VI Görlitz 11.58/12.00, Zgorzelec przyj. 12.04;
- 7 w dniach 29.V, 1 - 5, 8 - 12.VI Görlitz 13.58/14.00, Zgorzelec przyj. 14.04;

GÖRLITZ (D) - ZGORZELEC
HORKA - WĘGLINIEC

RUDNA GWIZDANÓW - LUBIN
- LEGNICA - WROCŁAW

| Dresden Hauptbahnhof / Leipzig Hbf* | | o | | 13.23 | | | | | 14.23 | | | 14.55* | 15.25 | | | | | | | |
|-------------------------------------|-------------------------------|--------------------------|-------------------------|----------------------------------|---------------------------|--------------------------|--------------------------|--------------------------|-------------------------|-------|--------------------------|----------------------------|-------------------------|--------------------------|--------------------------|--------------------------|----|----|----|----|
| Görlitz | | p | | 14.48 | | | | | 15.48 | | | < | 16.51 | | | | | | | |
| Informacja o pociągu | | D11 | D10 | IC 57 | D18 5825 | D13 | D1 | D62 5309 | D10 | | D10 | IC 133 | D10 | D12/11 | D13 | D14 | | | | |
| km | | KD-66584 E 2 ♣ ♣ * | KD-5681 ♣ 2 ♣ ♣ * | I-73002 1-2 ♣ ♣ ✕ * K 1 | R-67288/9 ♣ 2 ♣ ♣ * | KD-60578 ♣ 2 ♣ ♣ * | KD-69524 E 2 ♣ ♣ * | KD-66884 ♣ 2 ♣ ♣ * | KD-5683 ♣ 2 ♣ ♣ * | | KD-69526 E 2 ♣ ♣ * | I-60002 1-2 ♣ * K | KD-5685 ♣ 2 ♣ ♣ * | KD-66134 E 2 ♣ ♣ * | KD-60580 ♣ 2 ♣ ♣ * | KD-76104 ♣ 2 ♣ ♣ * | | | | |
| 0 | GÖRLITZ (D) | o | | 14.51 | | 15.08 | | 15.39 | 15.51 | | | < | 16.53 | | | | | | | |
| 0,785 | Granica Państwa | ↓ | | | | | | | | | | < | | | | | | | | |
| 1,804 | ZGORZELEC | 255 p | | 14.54 | | 15.11 | | 15.43 | 15.54 | | | < | 16.57 | | | | | | | |
| 3,781 | Zgorzelec Miasto | o | | | | 15.12 | | 15.44 | | 16.17 | | < | | | | | | | | |
| 5,915 | Jędrzychowice | | | | | 15.15 | | | | 16.20 | | < | | | | | | | | |
| 11,955 | Lasów | | | | | 15.17 | | cd. tab. 255 | | 16.22 | | < | | | | | | | | |
| 14,356 | Pieńsk | | | | | 15.22 | | | | | | < | | | | | | | | |
| 28,336 | Węgliniec | 255, 271 p | | | | 15.25 | | | | 16.28 | | < | | | | | | | | |
| | | | | | | 15.34 | | do Jeleniej Góry | | 16.36 | | < | | | | | | | | |
| 0 | HORKA (D) | o | | | | < | | | | | | | | | | | | | | |
| 7,743 | Granica Państwa | ↓ | | | | < | | | | | | | | | | | | | | |
| 21,167 | Węgliniec | 255, 271 p | | | | < | | | | | | 17.14 | | | | | | | | |
| | Lubań Śląski | 255 o | | | | | | 15.08 | | | | < | | | | | | | | |
| | Węgliniec | 255 p | | | | | | 15.35 | | | | < | | | | | | | | |
| 28,336 | Węgliniec | 255, 271 o | | | | 15.40 | | 15.44 | | 16.37 | | 17.16 | | | | | | | | |
| 34,057 | Zagajnik | | | | | < | | 15.48 | | 16.41 | | | | | | | | | | |
| 40,764 | Zebrzydowa | | | | | ♣ ♣ * | | 15.53 | | 16.46 | | | | | | | | | | |
| 53,789 | Bolesławiec | | | | | | | 16.02 | | 16.55 | | 17.29 | | | | | | | | |
| 62,112 | Tomaszów Bolesławiecki | | | | | z tab. 254 | | 16.08 | | 17.01 | | | | | | | | | | |
| 69,293 | Okmiany | | | | | | | 16.13 | | 17.06 | | | | | | | | | | |
| 74,432 | Osetnica | | | | | < | | 16.17 | | 17.10 | | | | | | | | | | |
| 80,846 | Chojnów | 254 p | | | | 15.45 | | 16.12 | | 17.14 | | 17.41 | | | | | | | | |
| | | o | | | | 15.46 | | 16.13 | | 17.15 | | 17.42 | | | | | | | | |
| 89,837 | Miłkowice | 254, 270 | | | | 15.53 | | 16.20 | | 17.21 | | | | | | | | | | |
| 93,662 | Jezierzany ▲ | 254, 270 ↓ | | | | 15.57 | | 16.24 | | | | | | | | | | | | |
| 99,299 | Legnica | 235, 254, 270 p | | | | 16.03 | | 16.30 | | 17.28 | | 17.53 | | | | | | | | |
| | Kolobrzeg | o | | | | | | < | | | | < | | | | | | | | |
| | Swinoujście | o | | | | | | < | | | | < | | | | | | | | |
| | Szczecin Główny / Berlin Hbf* | o | | | | | | < | | | | < | | | | | | | | |
| | Zielona Góra Główna | 265 o | | | | | | < | | | | < | | | | | | | | |
| | Głogów | 265 o | | | | | | < | | 16.22 | | < | | | | | | | | |
| | Rudna Gwizdanów | 265 p | | | | | | < | | 16.37 | | < | | | | | | | | |
| 0 | RUDNA GWIZDANÓW | 265 o | | 15.04 | | | | < | | 16.37 | | < | | | | | | | | |
| 24,546 | Rudna Miasto | 265 | | 15.07 | | | | < | | 16.41 | | < | | | | | | | | |
| 29,231 | Rynarcice | | | 15.11 | | | | < | | 16.44 | | < | | | | | | | | |
| 31,784 | Koźlice | | | 15.15 | | | | < | | 16.48 | | < | | | | | | | | |
| 37,111 | Lubin Stadion | | | 15.19 | | | | < | | 16.52 | | < | | | | | | | | |
| 38,515 | Lubin | p | | 15.23 | | | | < | | 16.54 | | < | | | | | | | | |
| | | | 1 | 2 | 3 | 4 | 5 | 6 | 7 | 8 | 9 | 10 | 11 | 12 | 13 | 14 | 15 | 16 | 17 | 18 |


| | 1 | 2 | 3 | 4 | 5 | 6 | 7 | 8 | 9 | 10 | 11 | 12 | 13 | 14 | 15 | 16 | 17 | 18 |
|--|---|------------|---|--|---|---|-----------|---|------------|----|------------|----|--|----|---|----|----------------------------------|----|
| Informacja o pociągu | | D11 | | IC 57 <i>I-73002</i> 1-2 * | | | D1 | | D11 | | D10 | | IC 133 <i>I-66002</i> <i>I-8302</i> 1-2 * K 5 | | D12/11 KD-76150 KD-66134 E 2 * | | D14 KD-76104 2 * | |
| km | | | | | | | | | | | | | | | | | | |
| 38,515 Lubin | o | 15.24 | | 16.01 | | | < | | 16.55 | | < | | < | | 17.55 | | < | |
| 43,254 Chróstnik | | 15.28 | | | | | < | | 16.59 | | < | | < | | | | < | |
| 46,269 Gorzelin ▲ | | 15.31 | | | | | < | | 17.02 | | < | | < | | | | < | |
| 49,195 Raszówka | | 15.40 | | | | | < | | 17.05 | | < | | < | | | | < | |
| 55,080 Rzeszotary | ▼ | 15.44 | | | | | < | | 17.10 | | < | | < | | | | < | |
| 60,814 Legnica 235, 254, 270 | p | 15.49 | | 16.16 | | | < | | 17.15 | | < | | < | | 18.17 | | < | |
| 99,299 Legnica 235, 254, 270 | o | 16.00 | | 16.21 | | | 16.37 | | 17.17 | | 17.32 | | 17.58 | | 18.22 | | 18.31 | |
| 105,432 Kunice | | | | | | | 16.42 | | | | 17.37 | | | | | | | |
| 109,462 Jaśkowice Legnickie | | | | | | | 16.45 | | | | 17.40 | | | | | | | |
| 112,189 Szczedrzykowice | | | | | | | 16.48 | | | | 17.43 | | | | | | | |
| 121,706 Malczyce | | 16.12 | | | | | 16.54 | | | | 17.49 | | | | | | | |
| 130,629 Środa Śląska | | 16.18 | | | | | 17.01 | | 17.33 | | 17.56 | | | | 18.39 | | 18.52 | |
| 134,794 Przedmoście Święte | | | | | | | 17.05 | | | | 18.00 | | | | | | | |
| 139,979 Miękinia | | 16.23 | | | | | 17.09 | | | | 18.04 | | | | | | | |
| 143,678 Mrozów | | | | | | | 17.12 | | | | 18.07 | | | | | | | |
| 150,835 Wrocław Leśnica | | 16.30 | | | | | 17.18 | | | | 18.13 | | | | | | | |
| 154,917 Wrocław Żerniki | | | | | | | 17.21 | | | | 18.16 | | | | | | | |
| 157,600 Wrocław Nowy Dwór | | 16.34 | | | | | 17.24 | | 17.46 | | 18.19 | | | | 18.53 | | 19.12 | |
| 159,456 Wrocław Muchobór 265 | ▼ | 16.37 | | | | | 17.27 | | 17.49 | | 18.21 | | | | 18.57 | | 19.15 | |
| 164,412 WROCLAW GŁÓWNY 200, 265 | p | 16.43 | | 16.54 | | | 17.33 | | 17.54 | | 18.27 | | 18.32 | | 19.02 | | 19.21 | |
| Wrocław Główny 200, 215, 220 | o | | | 17.10 | | | < | | | | | | 19.40 | | | | | |
| Bielsko-Biała Główna | p | | | < | | | | | | | | | < | | | | | |
| Kraków Główny | p | | | 20.02 | | | | | | | | | 22.38 | | | | | |
| Przemyśl Główny | p | | | 22.43 | | | | | | | | | | | | | | |
| Warszawa Centralna | p | | | | | | | | | | | | | | | | | |
| Warszawa Wschodnia | p | | | | | | | | | | | | | | | | | |

- 1** w dniach 8, 28, 29.III na odcinku Berlin Hauptbahnhof - Frankfurt (Oder) ZKA (Berlin Hauptbahnhof odj. 11.35); poza tym w dniach 18 - 23.V Przemyśl Główny przyj. 22.52;
- 2** w dniach 13 - 19.IV na odcinku Buchałów - Zielona Góra Główna ZKA;
- 3** z Zielonej Góry Główny kursuje w , a od Głogowa codziennie;
- 4** **KD SPRINTER TADEUSZ ZASTAWNIK**;
- 5** w dniu 13.IV Kraków Główny przyj. 22.47;
- 6** kursuje codziennie oprócz 13 - 16.IV;
- 7** w dniach 29.V, 1 - 5, 8 - 12.VI Dresden Hauptbahnhof odj. 12.53, Görlitz przyj. 14.33;
- 8** w dniach 29.V, 1 - 5, 8 - 12.VI Görlitz 15.58/16.00, Zgorzelec przyj. 16.04;
- 9** w dniach 29.V, 1 - 5, 8 - 12.VI Dresden Hauptbahnhof odj. 14.53, Görlitz przyj. 16.33;

| Dresden Hauptbahnhof / Leipzig Hbf* | | o | | | | | | | | | | 17.23 | | | | | | 18.23 | | |
|-------------------------------------|-------------------------------|-----------------|------------------|------------------|---|---|---|--------|----------|----------|----------|---------|----------|------------------|----------|------------|------------|----------|-------------|----|
| Görlitz | | p | | | | | | | | | | 18.48 | | | | | | 19.48 | | |
| Informacja o pociągu | | D18 | D1 | D62 | | | | D10 | D14 | D10 | D11 | D10 | IC | D18 | | D14 | D1 | D62 | D10 | |
| | | 5827 | KD-69529 | 5311 | | | | | | | | | 55 | 5319 | | 5629 | KD-69533/2 | 5313 | | |
| | | R-67290/1 | KD-69528 | KD-66888 | | | | R-5317 | KD-76318 | KD-69530 | KD-66586 | KD-5687 | I-73004 | R-67292/3 | KD-76002 | KD-66163/2 | KD-66890 | KD-5689 | | |
| | | 2 | E 2 | 2 | | | | 2 | 2 | E 2 | E 2 | 2 | 1-2 | 2 | 2 | E 2 | 2 | 2 | 2 | |
| | | ♣ | ♣ | ♣ | | | | ♣ | ♣ | ♣ | ♣ | ♣ | ♣ | ♣ | ♣ | ♣ | ♣ | ♣ | ♣ | |
| km | | 2 | ♣ | 5 | | | | ♣ | ♣ | ♣ | ♣ | ♣ | K | ♣ | ♣ | ♣ | ♣ | ♣ | ♣ | |
| | | 2 | ♣ | 5 | | | | ♣ | ♣ | ♣ | ♣ | ♣ | 1 | 4 | | 3 | 3 | 5 | 7 | |
| 0 | GÖRLITZ (D) | o | 17.10 | 17.39 | | | | 18.26 | | | | | 18.51 | 19.10 | | | | 19.39 | 19.51 | |
| 0,785 | Granica Państwa | ↓ | 17.14 | 17.43 | | | | 18.30 | | | | | 18.54 | 19.14 | | | | 19.43 | 19.54 | |
| 1,804 | ZGORZELEC | 255 p | 17.15 | 17.44 | | | | | | | | | | 19.15 | | | | 19.44 | | |
| 3,781 | Zgorzelec Miasto | o | 17.18 | < | | | | | | 18.37 | | | | 19.18 | | | | < | | |
| 5,915 | Jędrzychowice | o | 17.20 | cd. tab. | | | | | | 18.40 | | | | 19.20 | | | | cd. tab. | | |
| 11,955 | Lasów | o | 17.25 | 255 | | | | | | 18.42 | | | | 19.25 | | | | 255 | | |
| 14,356 | Pieńsk | o | 17.28 | do Jeleniej Góry | | | | | | 18.48 | | | | 19.28 | | | | | | |
| 28,336 | Węgliniec | 255, 271 p | 17.37 | | | | | | | 18.56 | | | KD-60582 | 19.36 | | | | | do karpacza | |
| 0 | HORKA (D) | o | < | | | | | | | < | | | ♣ | < | | | | | | |
| 7,743 | Granica Państwa | ↓ | < | | | | | | | < | | | ♣ | < | | | | | | |
| 21,167 | Węgliniec | 255, 271 p | < | | | | | | | < | | | < | < | | | | | | |
| | Lubań Śląski | 255 o | < | 17.08 | | | | | | < | | | | < | | | | 19.07 | | |
| | Węgliniec | 255 p | < | 17.35 | | | | | | < | | | | < | | | | 19.34 | | |
| 28,336 | Węgliniec | 255, 271 o | 17.52 | 17.44 | | | | | | 18.57 | | | | 19.45 | | | | 19.44 | | |
| 34,057 | Zagajnik | o | < | 17.48 | | | | | | 19.01 | | | | < | | | | 19.48 | | |
| 40,764 | Zębrzydowa | o | cd. tab. | 17.53 | | | | | | 19.06 | | | | cd. tab. | | | | 19.53 | | |
| 53,789 | Bolesławiec | o | 271 | 18.02 | | | | | | 19.15 | | | | 271 | | | | 20.02 | | |
| 62,112 | Tomaszów Bolesławiecki | o | do Zielonej Góry | 18.08 | | | | | | 19.21 | | | | do Zielonej Góry | | | | 20.08 | | |
| 69,293 | Okmiany | o | Główniej | 18.13 | | | | | | 19.26 | | | | Główniej | | | | 20.13 | | |
| 74,432 | Osetnica | o | | 18.17 | | | | | | 19.30 | | | | | | | | 20.17 | | |
| 80,846 | Chojnów | 254 p | | 18.21 | | | | | | 19.28 | | | | | | | | 20.21 | | |
| 89,837 | Miłkowice | 254, 270 o | | 18.22 | | | | | | 19.29 | | | | | | | | 20.22 | | |
| 93,662 | Jezierzano | 254, 270 o | | 18.28 | | | | | | 19.36 | | | | | | | | 20.28 | | |
| 99,299 | Legnica | 235, 254, 270 p | | | | | | | | 19.40 | | | | | | | | 20.22 | | |
| | | | | 18.35 | | | | | | 19.45 | | | | | | | | 20.27 | | |
| | Kolobrzeg | o | < | | | | | | | < | | | | < | | | | < | | |
| | Swinoujście | o | < | | | | | | | < | | | | < | | | | < | | |
| | Szczecin Główny / Berlin Hbf* | o | < | | | | | | | < | | | | < | | | | < | | |
| | Zielona Góra Główna | 265 o | < | | | | | | | < | | | | < | | | | < | | |
| | Głogów | 265 o | < | | | | | | | < | | | | < | | | | < | | |
| | Rudna Gwizdanów | 265 p | < | | | | | | | < | | | | < | | | | < | | |
| 0 | RUDNA GWIZDANÓW | 265 o | < | | | | | | | < | 19.13 | | | | | | | < | | |
| 24,546 | Rudna Miasto | 265 o | < | | | | | | | < | 19.16 | | | | | | | < | | |
| 29,231 | Rynarcice | o | < | | | | | | | < | 19.20 | | | | | | | < | | |
| 31,784 | Koźlice | o | < | | | | | | | < | 19.23 | | | | | | | < | | |
| 37,111 | Lubin Stadion | o | < | | | | | | | < | 19.27 | | | | | | | < | | |
| 38,515 | Lubin | p | < | | | | | | | < | 19.30 | | | | | | | < | | |
| | | | 1 | 2 | 3 | 4 | 5 | 6 | 7 | 8 | 9 | 10 | 11 | 12 | 13 | 14 | 15 | 16 | 17 | 18 |

| | 1 | 2 | 3 | 4 | 5 | 6 | 7 | 8 | 9 | 10 | 11 | 12 | 13 | 14 | 15 | 16 | 17 | 18 |
|--|---|---|----------------------|---|---|---|---|---|----------------------|----------------------|----|---|----|----|--|-----------------------------------|------------------------------------|----------------|
| Informacja o pociągu | | | D1 | | | | | | D10 | D11 | | IC 55 <i>I-73004</i> 1-2 K | | | D14 5629 <i>KD-76002</i> 2 * | D1 KD-66162 E 2 * | D11 KD-66588 E 2 * | |
| km | | | KD-69528 E 2 * | | | | | | KD-69530 E 2 * | KD-66586 E 2 * | | | | | * © | * 3 | * | |
| 38,515 Lubin | | | < | | | | | | < | 19.30 | | 20.03 | | | < | < | | 20.26 |
| 43,254 Chróstonik | | | < | | | | | | < | 19.34 | | | | | < | < | | |
| 46,269 Gorzeliń ▲ | | | < | | | | | | < | 19.37 | | | | | < | < | | |
| 49,195 Raszówka | | | < | | | | | | < | 19.45 | | | | | < | < | | |
| 55,080 Rzeszotary | | | < | | | | | | < | 19.49 | | | | | < | < | | |
| 60,814 Legnica 235, 254, 270 p | | | < | | | | | | < | 19.54 | | 20.18 | | | < | < | | 20.41 |
| 99,299 Legnica 235, 254, 270 o | | | 18.37 | | | | | | 19.50 | | | 20.19 | | | 20.29 | 20.39 | | |
| 105,432 Kunice | | | 18.42 | | | | | | 19.55 | | | | | | | | | |
| 109,462 Jaśkowice Legnickie | | | 18.45 | | | | | | 19.58 | | | | | | | | | |
| 112,189 Szczedrzykowice | | | 18.48 | | | | | | 20.01 | | | | | | | | | |
| 121,706 Malczyce | | | 18.54 | | | | | | 20.07 | | | | | | | | | |
| 130,629 Środa Śląska | | | 19.01 | | | | | | 20.13 | | | | | | 20.48 | 20.55 | | KATANGA |
| 134,794 Przedmoście Święte | | | 19.05 | | | | | | 20.17 | | | | | | | | | |
| 139,979 Miękinia | | | 19.09 | | | | | | 20.21 | | | | | | | | | |
| 143,678 Mrozów | | | 19.12 | | | | | | 20.24 | | | | | | | | | |
| 150,835 Wrocław Leśnica | | | 19.18 | | | | | | 20.29 | | | | | | | | | |
| 154,917 Wrocław Żerniki | | | 19.21 | | | | | | 20.33 | | | | | | | | | |
| 157,600 Wrocław Nowy Dwór | | | 19.24 | | | | | | 20.35 | | | | | | 21.03 | 21.09 | | |
| 159,456 Wrocław Muchobór 265 ↓ | | | 19.27 | | | | | | 20.38 | | | | | | 21.06 | 21.12 | | |
| 164,412 WROCLAW GŁÓWNY 200, 265 p | | | 19.33 | | | | | | 20.44 | | | 20.52 | | | 21.12 | 21.18 | | |
| Wrocław Główny 200, 215, 220 o | | | | | | | | | | | | 20.57 | | | | | | |
| Bielsko-Biała Główna p | | | | | | | | | | | | < | | | | | | |
| Kraków Główny p | | | | | | | | | | | | 23.44 | | | | | | |
| Przemyśl Główny p | | | | | | | | | | | | | | | | | | |
| Warszawa Centralna p | | | | | | | | | | | | | | | | | | |
| Warszawa Wschodnia p | | | | | | | | | | | | | | | | | | |

- 1** w dniach 8, 28, 29.III na odcinku Berlin Hauptbahnhof - Frankfurt (Oder) ZKA (Berlin Hauptbahnhof odj. 15.35);
- 2** kursuje codziennie oprócz 5.IV (w dniach 13 - 19.IV na odcinku Buchałów - Zielona Góra Główna ZKA);
- 3** do Legnicy kursuje codziennie, a do Wrocławia Głównego w © jako **KD SPRINTER CZOCHA**;
- 4** w dniach 13 - 19.IV na odcinku Buchałów - Zielona Góra Główna ZKA;
- 5** kursuje codziennie oprócz 13 - 16.IV;
- 6** w dniach 29.V, 1 - 5, 8 - 12.VI Dresden Hauptbahnhof odj. 16.53, Görlitz przyj. 18.33;
- 7** w dniach 29.V, 1 - 5, 8 - 12.VI Dresden Hauptbahnhof odj. 17.53, Görlitz przyj. 19.33;

| | 1 | 2 | 3 | 4 | 5 | 6 | 7 | 8 | 9 | 10 | 11 | 12 | 13 | 14 | 15 | 16 | 17 | 18 |
|--|---|------------------------|---|------------------------|---|---|---|------------------------|---|--|----|-----------------------------|----|----|------------------------|----|------------------------------------|------|
| Informacja o pociągu | | D12 | | D10 | | | | D12 | | IC | | D11 | | | D11 | | D12 | |
| km | | KD-76502 E 2 ♣♣* | | KD-66164 E 2 ♣♣* | | | | KD-76504 E 2 ♣♣* | | I-86102 1-2  ♣♣* K | | KD-60164 E 2 ♣♣* © | | | KD-66592 E 2 ♣♣* | | KD-76508 KD-76506 E 2 ♣♣* | |
| 38,515 Lubin | o | 20.41 | | < | | | | 21.15 | | 21.47 | | 22.07 | | | 22.41 | | 23.07 | |
| 43,254 Chróstonik | | 20.45 | | < | | | | 21.19 | | | | 22.07 | | | 22.45 | | | |
| 46,269 Gorzelin ▲ | | 20.48 | | < | | | | 21.22 | | | | 22.07 | | | 22.48 | | | |
| 49,195 Raszówka | | 20.51 | | < | | | | 21.26 | | | | 22.07 | | | 22.51 | | | |
| 55,080 Rzeszotary | | 20.56 | | < | | | | 21.30 | | | | 22.07 | | | 22.56 | | | |
| 60,814 Legnica 235, 254, 270 | p | 21.01 | | < | | | | 21.35 | | 22.03 | | 22.29 | | | 23.01 | | 23.22 | |
| 99,299 Legnica 235, 254, 270 | o | 21.03 | | 21.27 | | | | 21.46 | | 22.08 | | | | | | | 23.25 | |
| 105,432 Kunice | | 21.08 | | | | | | 21.51 | | | | | | | | | | |
| 109,462 Jaśkowice Legnickie | | 21.12 | | | | | | 21.54 | | | | | | | | | | |
| 112,189 Szczedrzykowice | | 21.14 | | | | | | 21.57 | | | | | | | | | | |
| 121,706 Malczyce | | 21.21 | | | | | | 22.03 | | | | | | | | | 23.38 | |
| 130,629 Środa Śląska | | 21.28 | | 21.42 | | | | 22.10 | | | | | | | | | 23.45 | |
| 134,794 Przedmoście Święte | | 21.31 | | | | | | 22.14 | | | | | | | | | | |
| 139,979 Miękinia | | 21.35 | | | | | | 22.18 | | | | | | | | | 23.51 | |
| 143,678 Mrozów | | 21.39 | | | | | | 22.21 | | | | | | | | | | |
| 150,835 Wrocław Leśnica | | 21.44 | | | | | | 22.27 | | | | | | | | | 23.58 | |
| 154,917 Wrocław Żerniki | | 21.47 | | | | | | 22.30 | | | | | | | | | | |
| 157,600 Wrocław Nowy Dwór | | 21.50 | | 21.56 | | | | 22.33 | | | | | | | | | | 0.03 |
| 159,456 Wrocław Muchobór 265 | ▼ | 21.54 | | 21.59 | | | | 22.37 | | | | | | | | | | 0.05 |
| 164,412 WROCLAW GŁÓWNY 200, 265 | p | 21.59 | | 22.04 | | | | 22.43 | | 22.48 | | | | | | | | 0.11 |
| <i>Wrocław Główny</i> 200, 215, 220 | o | | | | | | | | | | | | | | | | | |
| <i>Bielsko-Biała Główna</i> | p | | | | | | | | | | | | | | | | | |
| <i>Kraków Główny</i> | p | | | | | | | | | | | | | | | | | |
| <i>Przemyśl Główny</i> | p | | | | | | | | | | | | | | | | | |
| <i>Warszawa Centralna</i> | p | | | | | | | | | | | | | | | | | |
| <i>Warszawa Wschodnia</i> | p | | | | | | | | | | | | | | | | | |

I na odcinku Görlitz - Zgorzelec kursuje codziennie oprócz 13 - 16.IV;

265

WROCLAW - WOLOW - SCINAWA - GLOGOW - ZIELONA GORA

| | | Przemysł Główny | o | | | | | | | | | | | | | | | | | | |
|----------------------|---------|-----------------------|-----------------|----------|----------|----------|---------|----------|----------|----------|----------|------|-----------------|------|----|----|----|----|----|----|----|
| | | Kraków Główny | o | | | | | | | | | | | | | | | | | | |
| | | Bielsko-Biała Główna | o | | | | | | | | | | | | | | | | | | |
| | | Wrocław Główny | 200, 215, 220 p | | | | | | | | | | | | | | | | | | |
| Informacja o pociągu | | | | D11 | D2 | D12 | IC | D2 | D11 | D20 | D11 | | | | | | | | | | |
| | | | | KD-66531 | KD-60103 | KD-67501 | I-68103 | KD-69453 | KD-66537 | KD-67405 | KD-66537 | | | | | | | | | | |
| | | | | E 2 | E 2 | E 2 | 1-2 | E 2 | E 2 | E 2 | E 2 | | | | | | | | | | |
| | | | | ♣ ♣ * | ♣ ♣ * | ♣ ♣ * | ♣ ♣ * | ♣ ♣ * | ♣ ♣ * | ♣ ♣ * | ♣ ♣ * | | | | | | | | | | |
| km | | | | | | | | | | | | | | | | | | | | | |
| 0 | 0 | WROCLAW GŁÓWNY | 260 o | | | | | | | | | | | | | | | | | | |
| 4,956 | 4,956 | Wrocław Muchobór | 260 | | | | | 4.38 | | | | 5.27 | 5.38 | 5.49 | | | | | | | |
| 7,184 | < | Wrocław Kuźniki | | | | | | 4.43 | | | | 5.32 | 5.43 | 5.55 | | | | | | | |
| 8,629 | < | Wrocław Stadion | | | | | | | | | | 5.35 | < | 6.00 | | | | | | | |
| 13,042 | < | Wrocław Pracze | | | | | | | | | | 5.37 | <i>cd. tab.</i> | 6.03 | | | | | | | |
| 20,457 | < | Brzezinka Średzka | | | | | | | | | | 5.41 | 260 | 6.06 | | | | | | | |
| 23,035 | < | Czerna Mała | | | | | | | | | | 5.46 | < | 6.12 | | | | | | | |
| 26,097 | < | Księginice | | | | | | | | | | 5.49 | < | 6.15 | | | | | | | |
| 30,321 | < | Brzeg Dolny | | | | | | | | | | 5.52 | < | 6.18 | | | | | | | |
| 35,365 | < | Łososiowice | | | | | | 5.01 | | | | 5.57 | < | 6.23 | | | | | | | |
| 40,369 | < | Wołów | p | | | | | | | | | 6.01 | < | 6.27 | | | | | | | |
| | | | o | | | | | 5.08 | | | | 6.06 | < | 6.31 | | | | | | | |
| 51,885 | < | Orzeszków | | | | | | 5.09 | | | | 6.07 | < | 6.32 | < | | | | | | |
| 54,553 | < | Małowice Wołowskie | | | | | | | | | | 6.14 | | 6.41 | < | | | | | | |
| 58,720 | < | Ścinawa | p | | | | | | | | | 6.17 | | 6.43 | < | | | | | | |
| | | | o | | | | | | | | | 6.22 | | 6.48 | < | | | | | | |
| 65,577 | < | Chełmek Wołowski | | | | | | | | | | | | | | | | | | | |
| 74,621 | 101,381 | Rudna Miasto | 260 p | | | | | | | | | | | | | | | | | | |
| | | <i>Legnica</i> | 260 o | | | | | 4.15 | | | | | | | | | | | | | |
| | | <i>Rudna Miasto</i> | 260 p | | | | | 4.47 | | | | | | | | | | | | | |
| 74,621 | 101,381 | Rudna Miasto | 260 o | | | | | | | | | | | | | | | | | | |
| 77,651 | 104,483 | Rudna Gwizdanów | 260 | | | | | | | | | | | | | | | | | | |
| 87,530 | 114,362 | Grębocice | 260 | | | | | | | | | | | | | | | | | | |
| 94,303 | 121,135 | Krzepów | 260 | | | | | | | | | | | | | | | | | | |
| 99,095 | 125,927 | Głogów | 260, 275 p | | | | | 5.09 | | | | | | | | | | | | | |
| | | | | 1 | 2 | 3 | 4 | 5 | 6 | 7 | 8 | 9 | 10 | 11 | 12 | 13 | 14 | 15 | 16 | 17 | 18 |

| | | 1 | 2 | 3 | 4 | 5 | 6 | 7 | 8 | 9 | 10 | 11 | 12 | 13 | 14 | 15 | 16 | 17 | 18 |
|----------------------|---------|-----------------------------|------------|---|---|---|------------------------|---|---|------------------------|----------------------------|----|--|------------------------|----|----------------------------|------------------------|----|----|
| <i>Leszno</i> 275 o | | | | | | | | | | | | | < | | | | < | | |
| <i>Głogów</i> 275 p | | | | | | | | | | | | | < | ↓ | | | < | | |
| Informacja o pociągu | | | | | | | D20 | | | D20 | REGIO | | IC | D12 | | D20 | D20 | | |
| km | | | | | | | KD-67401 E 2 ♣♣* | | | KD-67403 E 2 ♣♣* | R-70261 E 2 ♣♣* Ⓢ | | I-68103 1-2 Ⓢ ♣♣* K | KD-67501 E 2 ♣♣* | | R-67901 E 2 ♣♣* Ⓢ | KD-67405 E 2 ♣♣* | | |
| 99,095 | 125,927 | Głogów | 260, 275 o | | | | 4.34 | | | 5.25 | | | 6.25 | 6.35 | | 7.07 | 7.27 | | |
| 105,425 | 132,257 | Głogów Huta | | | | | 4.40 | | | 5.31 | | | | 6.41 | | 7.13 | 7.33 | | |
| 108,240 | 135,072 | Głogów Wróblin | | | | | 4.43 | | | 5.34 | | | | 6.44 | | 7.16 | 7.36 | | |
| 110,805 | 137,637 | Brzeg Głogowski | | | | | 4.46 | | | 5.37 | | | | 6.47 | | 7.19 | 7.38 | | |
| 113,442 | 140,274 | Czerna | | | | | 4.48 | | | 5.39 | | | | 6.50 | | 7.22 | 7.42 | | |
| 114,840 | 141,672 | <i>Granica Województwa</i> | | | | | | | | | | | | | | | | | |
| 118,708 | 145,540 | Bytom Odrzański | ↓ | | | | 4.53 | | | 5.44 | | | | 6.55 | | 7.26 | 7.46 | | |
| 130,675 | 157,507 | Nowa Sól | p | | | | 5.00 | | | 5.52 | | | 6.44 | 7.02 | | 7.34 | 7.53 | | |
| | | | o | | | | 5.01 | | | 5.54 | 6.11 | | 6.45 | 7.03 | | 7.34 | 7.54 | | |
| 138,640 | 165,472 | Niedoradz | | | | | 5.07 | | | 6.00 | 6.17 | | | 7.08 | | 7.40 | 8.00 | | |
| 144,848 | 171,680 | Zielona Góra Nowy Kisielin | | | | | 5.11 | | | 6.05 | 6.21 | | | 7.12 | | 7.45 | 8.04 | | |
| 148,505 | 175,337 | Zielona Góra Stary Kisielin | ↓ | | | | 5.15 | | | 6.08 | 6.25 | | | 7.15 | | 7.48 | 8.08 | | |
| 153,858 | 180,690 | ZIELONA GÓRA GŁÓWNA | p | | | | 5.20 | | | 6.13 | 6.30 | | 6.59 | 7.21 | | 7.53 | 8.13 | | |
| | | <i>Zielona Góra Główna</i> | o | | | | | | | | | | 7.08 | | | | | | |
| | | <i>Berlin Hauptbahnhof</i> | p | | | | | | | | | | < | | | | | | |
| | | <i>Szczecin Główny</i> | p | | | | | | | | | | 9.33 | | | | | | |
| | | <i>Świnoujście</i> | p | | | | | | | | | | | | | | | | |
| | | <i>Kołobrzeg</i> | p | | | | | | | | | | | | | | | | |

- 1
- 2
- 3

265

WROCLAW - WOLOW - SCINAWA - GLOGOW - ZIELONA GORA

| Przemysł Główny | | o | | | | 4.07 | | | | | | 5.54 | | | | | | | | | | |
|----------------------|---------|--------------------|----------|---------|------|----------|------|----------|-------|----------|-------|----------|---|--------|----|----------|----|----------|----|----|----|----|
| Kraków Główny | | o | | | | < | | | | | | < | | | | | | | | | | |
| Bielsko-Biała Główna | | o | | | | 7.06 | | | | | | 9.01 | | | | | | | | | | |
| Wrocław Główny | | 200, 215, 220 p | | | | | | | | | | | | | | | | | | | | |
| Informacja o pociągu | | D2 | | IC | | D20 | | D2 | | D2 | | D12 | | IC | | D12 | | D2 | | | | |
| KD-69455 | | E 2 | | I-37005 | | KD-67407 | | KD-60105 | | KD-60105 | | KD-67151 | | I-3803 | | KD-67151 | | KD-69459 | | | | |
| E 2 | | E 2 | | 1-2 | | E 2 | | E 2 | | E 2 | | E 2 | | 1-2 | | E 2 | | E 2 | | | | |
| ♣ ♣ * | | ♣ ♣ * | | ♣ ✕ * | | ♣ ♣ * | | ♣ ♣ * | | ♣ ♣ * | | ♣ ♣ * | | ✕ ♣ * | | ♣ ♣ * | | ♣ ♣ * | | | | |
| Ⓣ | | | | | | | | 3 | | 4 | | | | K | | | | | | | | |
| km | | | | | | | | | | | | | | | | | | | | | | |
| 0 | 0 | WROCLAW GŁÓWNY | 260 | o | 6.51 | 7.11 | 7.40 | 8.43 | 8.59 | 9.15 | 9.21 | 9.56 | | | | | | | | | | |
| 4,956 | 4,956 | Wrocław Muchobór | 260 | | 6.56 | | 7.45 | 8.48 | 9.04 | 9.20 | 10.01 | | | | | | | | | | | |
| 7,184 | < | Wrocław Kuźniki | | | 7.00 | < | 7.48 | | | < | 10.04 | | | | | | | | | | | |
| 8,629 | < | Wrocław Stadion | | | 7.02 | < | 7.50 | | | < | 10.06 | | | | | | | | | | | |
| 13,042 | < | Wrocław Pracze | | | 7.06 | < | 7.54 | | | < | 10.10 | | | | | | | | | | | |
| 20,457 | < | Brzezinka Średzka | | | 7.11 | < | 7.59 | | | < | 10.16 | | | | | | | | | | | |
| 23,035 | < | Czerna Mała | | | 7.14 | < | 8.02 | | | < | 10.19 | | | | | | | | | | | |
| 26,097 | < | Księginice | | | 7.17 | < | 8.05 | | | < | 10.22 | | | | | | | | | | | |
| 30,321 | < | Brzeg Dolny | | | 7.22 | < | 8.10 | 9.06 | 9.22 | 9.43 | 10.26 | | | | | | | | | | | |
| 35,365 | < | Łosiosowice | | | 7.26 | < | 8.15 | | | < | 10.31 | | | | | | | | | | | |
| 40,369 | < | Wołów | | p | 7.32 | < | 8.19 | 9.12 | 9.28 | 9.50 | 10.35 | | | | | | | | | | | |
| 51,885 | < | Orzeszków | | o | | < | 8.20 | 9.13 | 9.29 | 9.51 | 10.35 | | | | | | | | | | | |
| 54,553 | < | Małowice Wołowskie | | p | | < | 8.28 | | | < | 10.43 | | | | | | | | | | | |
| 58,720 | < | Ścinawa | | p | | < | 8.30 | | | < | 10.46 | | | | | | | | | | | |
| 65,577 | < | Chełmek Wołowski | | o | | < | 8.35 | 9.26 | 9.42 | 10.04 | 10.51 | | | | | | | | | | | |
| 74,621 | 101,381 | Rudna Miasto | 260 | p | | < | 8.36 | 9.27 | 9.49 | 10.05 | 11.04 | | | | | | | | | | | |
| | | Legnica | 260 | o | | < | 8.42 | | | < | 11.10 | | | | | | | | | | | |
| | | Rudna Miasto | 260 | p | | < | 8.48 | 9.37 | 10.00 | < | 11.16 | | | | | | | | | | | |
| 74,621 | 101,381 | Rudna Miasto | 260 | o | | < | 8.49 | 9.38 | 10.00 | < | 9.56 | | | | | | | | | | | |
| 77,651 | 104,483 | Rudna Gwizdanów | 260 | | | < | 8.52 | | | < | 10.44 | | | | | | | | | | | |
| 87,530 | 114,362 | Grębocice | 260 | | | < | 9.01 | 9.47 | 10.10 | < | 10.45 | | | | | | | | | | | |
| 94,303 | 121,135 | Krzepów | 260 | ↓ | | < | 9.07 | | | < | 10.48 | | | | | | | | | | | |
| 99,095 | 125,927 | Głogów | 260, 275 | p | | 8.27 | 9.12 | 9.57 | 10.20 | 10.32 | 11.05 | 11.16 | | | | | | | | | | |
| | | | | | 1 | 2 | 3 | 4 | 5 | 6 | 7 | 8 | 9 | 10 | 11 | 12 | 13 | 14 | 15 | 16 | 17 | 18 |

| | | 1 | 2 | 3 | 4 | 5 | 6 | 7 | 8 | 9 | 10 | 11 | 12 | 13 | 14 | 15 | 16 | 17 | 18 |
|----------------------|---------|------------------------------|---|--|---------------------------------------|---|--|---|---|---|----|----|--|----|--|----|----|----|---------------------------------------|
| <i>Leszno</i> 275 o | | | | < | | | < | | | | | | < | | < | | | | |
| <i>Głogów</i> 275 p | | | | < | | | < | | | | | | < | | < | | | | |
| Informacja o pociągu | | | | IC 54 <i>I-37005</i> 1-2 ④ ♣ ✕ * | D20 R-67903 E 2 ♣ ♣ * | | D20 KD-67407 E 2 ♣ ♣ * | | | | | | IC I-3803 1-2 ④ ✕ ♣ * | | D12 KD-67151 E 2 ♣ ♣ * | | | | D20 R-67905 E 2 ♣ ♣ * |
| km | | | | 1 | 5 | | | | | | | | K 2 | | | | | | |
| 99,095 | 125,927 | Głogów 260, 275 o | | 8.28 | 8.37 | | 9.13 | | | | | | 10.33 | | 11.06 | | | | 11.43 |
| 105,425 | 132,257 | Głogów Huta | | | 8.43 | | 9.19 | | | | | | | | | | | | 11.49 |
| 108,240 | 135,072 | Głogów Wróblin | | | 8.46 | | 9.21 | | | | | | | | | | | | 11.52 |
| 110,805 | 137,637 | Brzeg Głogowski | | | 8.48 | | 9.24 | | | | | | | | | | | | 11.54 |
| 113,442 | 140,274 | Czerna | | | 8.51 | | 9.28 | | | | | | | | | | | | 11.57 |
| 114,840 | 141,672 | <i>Granica Województwa</i> | | | | | | | | | | | | | | | | | |
| 118,708 | 145,540 | Bytom Odrzański | | | 8.56 | | 9.32 | | | | | | | | 11.19 | | | | 12.02 |
| 130,675 | 157,507 | Nowa Sól | | | 9.03 | | 9.39 | | | | | | 10.53 | | 11.26 | | | | 12.09 |
| 138,640 | 165,472 | Niedoradz | | | 9.04 | | 9.40 | | | | | | 10.54 | | 11.27 | | | | 12.10 |
| 144,848 | 171,680 | Zielona Góra Nowy Kisielin | | | 9.09 | | 9.46 | | | | | | | | | | | | 12.15 |
| 148,505 | 175,337 | Zielona Góra Stary Kisielin | | | 9.14 | | 9.51 | | | | | | | | | | | | 12.20 |
| 153,858 | 180,690 | ZIELONA GÓRA GŁÓWNA | | 9.00 | 9.17 | | 9.54 | | | | | | | | | | | | 12.23 |
| | | <i>Zielona Góra Główna</i> o | | 9.02 | 9.23 | | 9.59 | | | | | | 11.07 | | 11.42 | | | | 12.29 |
| | | <i>Berlin Hauptbahnhof</i> p | | 11.11 | | | | | | | | | 11.09 | | | | | | |
| | | <i>Szczecin Główny</i> p | | | | | | | | | | | < | | | | | | |
| | | <i>Świnoujście</i> p | | | | | | | | | | | 13.31 | | | | | | |
| | | <i>Kołobrzeg</i> p | | | | | | | | | | | 14.58 | | | | | | |

- 1** w dniach 8, 28, 29.III na odcinku Frankfurt (Oder) - Berlin Hauptbahnhof ZKA (Berlin Hauptbahnhof przyj. 12.30);
2 w dniu 15.IV Świnoujście przyj. 15.13, a w dniach 16.IV - 6.V godz. 15.00;
3 **KD SPRINTER KONRAD GŁOGOWSKI**, kursuje w ④ oprócz 7 - 7.IV;
4 **KD SPRINTER KONRAD GŁOGOWSKI**, kursuje 7 - 10, 13 - 17.IV;
5 kursuje ① - ⑥ oprócz 6.IV, 2.V;

265

WROCLAW - WOLOW - SCINAWA - GLOGOW - ZIELONA GORA

| Przemysł Główny | | | 5.15 | | | | | | | | | | 7.12 | | | | | | |
|--------------------------------|---------|--------------------------|---------------------------|--------------------------|--------------------------|----------|--------------------------|-------|--------------------------|--------------------------|--------------------------|----------------------------|--------------------------|--------------------------|--------------------------|--------------------------|--------------------------|--|-------|
| Kraków Główny | | | 7.53 | | | | | | | | | | 9.55 | | | | | | |
| Bielsko-Biała Główna | | | < | | | | | | | | | | < | | | | | | |
| Wrocław Główny 200, 215, 220 p | | | 10.52 | | | | | | | | | | 13.02 | | | | | | |
| Informacja o pociągu | | D20 | IC 56 | D11 | D2 | | D2 | | D20 | D20 | D11 | IC | D11 | D2/20 | D20 | D2 | D11 | | |
| km | | KD-67409 E 2 ♣ ♣ * | I-37003 1-2 ☐ ♣ ✕ * | KD-66541 E 2 ♣ ♣ * | KD-69461 E 2 ♣ ♣ * | | KD-69461 E 2 ♣ ♣ * | | KD-67411 E 2 ♣ ♣ * | KD-67411 E 2 ♣ ♣ * | KD-66543 E 2 ♣ ♣ * | I-3809 1-2 ☐ ♣ ✕ ♣ * | KD-66543 E 2 ♣ ♣ * | KD-67413 E 2 ♣ ♣ * | KD-67413 E 2 ♣ ♣ * | KD-69465 E 2 ♣ ♣ * | KD-66549 E 2 ♣ ♣ * | | |
| | | | 3 | | 9 | | 2 | | 9 | 4 | | 1 | | 8 | 7 | | 6 | | |
| 0 | 0 | WROCLAW GŁÓWNY | 260 o | 10.50 | 10.57 | 11.04 | 11.20 | 11.50 | 12.28 | 12.50 | 13.05 | 13.22 | | 13.40 | | 14.02 | 14.16 | | |
| 4,956 | 4,956 | Wrocław Muchobór | 260 | 10.55 | | 11.09 | 11.26 | 11.55 | 12.34 | 12.56 | 13.10 | | | 13.45 | | 14.07 | 14.21 | | |
| 7,184 | < | Wrocław Kuźniki | | 10.58 | < | < | 11.29 | 11.58 | 12.38 | 12.59 | < | | | 13.48 | | 14.13 | < | | |
| 8,629 | < | Wrocław Stadion | | 11.00 | cd. tab. | cd. tab. | 11.31 | 12.00 | 12.41 | 13.01 | cd. tab. | | | 13.50 | | 14.15 | cd. tab. | | |
| 13,042 | < | Wrocław Pracze | | 11.04 | 260 | 260 | 11.35 | 12.04 | 12.46 | 13.05 | 260 | | | 13.54 | | 14.19 | 260 | | |
| 20,457 | < | Brzezinka Średzka | | 11.10 | < | < | 11.41 | 12.10 | 12.52 | 13.10 | < | | | 13.59 | | 14.25 | < | | |
| 23,035 | < | Czerna Mała | | 11.12 | < | < | 11.44 | 12.13 | 12.55 | 13.13 | | | | 14.02 | | 14.27 | < | | |
| 26,097 | < | Księginice | | 11.15 | < | < | 11.47 | 12.16 | 12.58 | 13.16 | | | | 14.05 | | 14.30 | < | | |
| 30,321 | < | Brzeg Dolny | | 11.21 | < | < | 11.53 | 12.21 | 13.04 | 13.21 | | | | 14.10 | | 14.35 | < | | |
| 35,365 | < | Łososiowice | | 11.25 | < | < | 11.57 | 12.25 | 13.08 | 13.26 | | | | 14.15 | | 14.39 | < | | |
| 40,369 | < | Wołów | p | 11.29 | < | < | 12.01 | 12.29 | 13.12 | 13.30 | | | | 14.19 | | 14.43 | < | | |
| 51,885 | < | Orzeszków | | 11.30 | < | < | 12.03 | 12.30 | 13.13 | 13.31 | | | | 14.20 | | 14.44 | < | | |
| 54,553 | < | Małowice Wołowskie | | 11.39 | < | < | 12.11 | 12.38 | 13.21 | 13.39 | | | | 14.27 | | 14.52 | < | | |
| 58,720 | < | Ścinawa | | 11.41 | < | < | 12.14 | 12.41 | 13.24 | 13.42 | | | | 14.30 | | 14.55 | < | | |
| 65,577 | < | Chełmek Wołowski | | 11.46 | < | < | 12.19 | 12.45 | 13.28 | 13.46 | | | | 14.34 | | 15.00 | < | | |
| 74,621 | 101,381 | Rudna Miasto | 260 p | 11.47 | < | < | 12.27 | 12.46 | 13.29 | 13.47 | | | | 14.35 | | 14.38 | < | | |
| | | Legnica | 260 o | 11.53 | < | < | 12.33 | 12.53 | 13.35 | 13.53 | | | | 14.41 | | 14.44 | < | | |
| | | Rudna Miasto | 260 p | 11.59 | < | < | 12.40 | 12.58 | 13.41 | 14.00 | | | | 14.47 | | 14.51 | < | | |
| | | | | < | 11.40 | 12.02 | < | < | < | < | | | | 13.59 | < | < | < | | 15.01 |
| | | | | < | | 12.35 | < | < | < | < | | | | 14.37 | < | < | < | | 15.39 |
| 74,621 | 101,381 | Rudna Miasto | 260 o | 12.00 | | 12.36 | 12.40 | 12.59 | 13.42 | 14.00 | | | | 14.38 | 14.48 | 14.51 | | | 15.39 |
| 77,651 | 104,483 | Rudna Gwizdanów | 260 | 12.03 | | 12.39 | 12.44 | 13.02 | 13.45 | 14.03 | | | | 14.41 | 14.51 | 14.55 | | | 15.44 |
| 87,530 | 114,362 | Grębocice | 260 | 12.09 | | p | 12.51 | 13.09 | 13.52 | 14.10 | | | | p | 14.58 | 15.02 | | | 15.51 |
| 94,303 | 121,135 | Krzepów | 260 | 12.15 | | | 12.57 | 13.14 | 13.58 | 14.16 | | | | | 15.03 | 15.07 | | | |
| 99,095 | 125,927 | Głogów | 260, 275 p | 12.20 | 12.27 | | 13.02 | 13.20 | 14.03 | 14.21 | | | | 15.09 | 15.12 | | | | 16.01 |

| | | 1 | 2 | 3 | 4 | 5 | 6 | 7 | 8 | 9 | 10 | 11 | 12 | 13 | 14 | 15 | 16 | 17 | 18 |
|----------------------|---------|-----------------------------|------------|--|--|-------|---|----------------------------------|---------------------------------------|---|--|--------------|-------|--|--|----|--|---------------------------------------|----------------------------------|
| <i>Leszno</i> 275 o | | | | < | | | | | | | < | | | < | | | | | |
| <i>Głogów</i> 275 p | | | | < | ↓ | | | | | | < | | | < | ↓ | | ↓ | | |
| Informacja o pociągu | | | | IC 56 <i>I-37003</i> 1-2 ♣ ✖ * | D20 KD-67409 E 2 ♣ ✖ * | | | REGIO R-70263 E 2 ♣ ✖ * | D20 R-67907 E 2 ♣ ✖ * | | D20 KD-67411 E 2 ♣ ✖ * | | | IC I-3809 1-2 ♣ ✖ * | D20 KD-67411 E 2 ♣ ✖ * | | D20 KD-67413 E 2 ♣ ✖ * | D20 R-67909 E 2 ♣ ✖ * | REGIO R-78509 E 2 ♣ ✖ * |
| km | | | | 3 | | | | | | | 9 | | | K 1 | 4 | | C | D | 5 |
| 99,095 | 125,927 | Głogów | 260, 275 o | 12.28 | 12.36 | | | 13.44 | 14.10 | | 14.36 | 14.45 | 15.15 | 15.30 | | | 15.15 | 15.30 | |
| 105,425 | 132,257 | Głogów Huta | | | 12.42 | | | 13.50 | 14.16 | | | 14.51 | 15.21 | 15.36 | | | | | |
| 108,240 | 135,072 | Głogów Wróblin | | | 12.45 | | | 13.53 | 14.19 | | | 14.54 | 15.24 | 15.39 | | | | | |
| 110,805 | 137,637 | Brzeg Głogowski | | | 12.48 | | | 13.55 | 14.21 | | | 14.56 | 15.27 | 15.42 | | | | | |
| 113,442 | 140,274 | Czerna | | | 12.50 | | | 13.58 | 14.24 | | | 14.59 | 15.30 | 15.45 | | | | | |
| 114,840 | 141,672 | <i>Granica Województwa</i> | | | | | | | | | | | | | | | | | |
| 118,708 | 145,540 | Bytom Odrzański | ↓ | | 12.55 | | | 14.04 | 14.29 | | | 15.03 | 15.34 | 15.50 | | | | | |
| 130,675 | 157,507 | Nowa Sól | p | | 13.02 | | | 14.11 | 14.36 | | | 14.55 | 15.11 | 15.57 | | | | | |
| | | | o | | 13.03 | | | 13.53 | 14.12 | | | 14.56 | 15.12 | 15.58 | | | | | 16.11 |
| 138,640 | 165,472 | Niedoradz | | | 13.09 | | | 13.59 | 14.17 | | | 15.17 | 15.48 | 16.03 | | | | | 16.17 |
| 144,848 | 171,680 | Zielona Góra Nowy Kisielin | | | 13.13 | | | 14.03 | 14.22 | | | 15.22 | 15.53 | 16.08 | | | | | 16.21 |
| 148,505 | 175,337 | Zielona Góra Stary Kisielin | ↓ | | 13.17 | | | 14.07 | 14.25 | | | 15.25 | 15.56 | 16.11 | | | | | 16.24 |
| 153,858 | 180,690 | ZIELONA GÓRA GŁÓWNA | p | | 13.00 | 13.22 | | 14.12 | 14.31 | | | 15.56 | 16.02 | 16.17 | | | | | 16.29 |
| | | <i>Zielona Góra Główna</i> | o | | 13.02 | | | | | | | | | | | | | | 16.31 |
| | | <i>Berlin Hauptbahnhof</i> | p | | 15.11 | | | | | | | | | | | | | | < |
| | | <i>Szczecin Główny</i> | p | | | | | | | | | | | | | | | | 19.54 |
| | | <i>Świnoujście</i> | p | | | | | | | | | | | | | | | | |
| | | <i>Kołobrzeg</i> | p | | | | | | | | | | | | | | | | |

- 1** w dniach 7 - 17.IV Ścinawa 14.19/14.20, Głogów 14.49/14.50, Nowa Sól 15.09/15.10, Zielona Góra Główna 15.23/15.24, a od 18.IV Ścinawa odj. 14.08; poza tym w dniach 19.III - 6.IV Szczecin Główny przyj. 17.40, a w dniach 7 - 23.IV godz. 17.42; ponadto w dniach 19.III - 13.IV i 15.IV Świnoujście przyj. 19.18, a w dniach 16.IV - 6.V godz. 19.24;
- 2** kursuje codziennie oprócz 7 - 18.IV (od 19.IV od Wrocławia Głównego kursuje 4 minuty później, a od Chełmka Wołowskiego 3 minuty później);
- 3** od 16.V Głogów odj. 12.30, Zielona Góra Główna 13.02/13.04, a dodatkowo w dniach 18 - 22.V Przemysł Główny odj. 5.10; poza tym w dniach 8, 28, 29.III na odcinku Frankfurt (Oder) - Berlin Hauptbahnhof ZKA (Berlin Hauptbahnhof przyj. 16.30);
- 4** kursuje codziennie oprócz 7 - 18.IV (od 19.IV od Ścinawy kursuje 9 minut później, Krzepów 14.24, Głogów przyj. 14.29);
- 5** w okresie 14 - 22.V Zielona Góra Główna odj. 16.39, a w okresie 23 - 30.IV Szczecin Główny przyj. 20.16;
- 6** w dniach 4 - 6.IV i od 18.IV Rudna Gwizdanów odj. 15.52, Grębocice 15.59, Głogów przyj. 16.09;
- 7** na odcinku Wołów - Głogów kursuje codziennie oprócz 7 - 18.IV;
- 8** na odcinku Wołów - Głogów kursuje 7 - 18.IV;
- 9** kursuje 7 - 18.IV;

265

WROCLAW - WOLOW - SCINAWA - GLOGOW - ZIELONA GORA

| | | | 9.09 | | | | | | | | | | | | 11.10 | | | | | | |
|--------------------------------|---------|--------------------|------------|-------|----------|----------|----------|----------|----------|----------|-------|----------|----------|----|----------|----------|----------|----------|----------|----|----|
| Przemysł Główny | | o | 11.54 | | | | | | | | | | | | 13.44 | | | | | | |
| Kraków Główny | | o | < | | | | | | | | | | | | < | | | | | | |
| Bielsko-Biała Główna | | o | 14.49 | | | | | | | | | | | | 16.54 | | | | | | |
| Wrocław Główny 200, 215, 220 p | | p | | | | | | | | | | | | | | | | | | | |
| Informacja o pociągu | | D20 | IC 58 | | D11 | D2 | D2 | D11 | D20 | D20 | | D2 | D11 | | D20 | IC | D20 | D20 | D12 | | |
| KD-67415 | | E 2 | I-37001 | | KD-66551 | KD-69467 | KD-69467 | KD-66551 | KD-67417 | KD-67417 | | KD-69469 | KD-66143 | | KD-67419 | I-3815 | KD-67419 | KD-67419 | KD-67153 | | |
| E 2 | | 1-2 | 1-2 | | E 2 | E 2 | E 2 | E 2 | E 2 | E 2 | | E 2 | E 2 | | E 2 | 1-2 | E 2 | E 2 | E 2 | | |
| km | | ♣ ♣ * | ♣ ✕ * | | ♣ ♣ * | ♣ ♣ * | ♣ ♣ * | ♣ ♣ * | ♣ ♣ * | ♣ ♣ * | | ♣ ♣ * | ♣ ♣ * | | ♣ ♣ * | ♣ ✕ ♣ * | ♣ ♣ * | ♣ ♣ * | ♣ ♣ * | | |
| | | | | | | 5 | 7 | | 3 | 9 | | 10 | | | 2 | K 4 | 2 | 8 | 6 | | |
| 0 | 0 | WROCLAW GLOWNY | 260 o | 14.50 | 14.55 | 15.16 | 15.31 | | 15.50 | | | 16.26 | 16.34 | | 16.56 | 17.05 | | 17.10 | 17.20 | | |
| 4,956 | 4,956 | Wrocław Muchobór | 260 | 14.55 | | 15.21 | 15.36 | | 15.55 | | | 16.31 | 16.40 | | 17.01 | | | 17.15 | 17.25 | | |
| 7,184 | < | Wrocław Kuźniki | | 14.58 | < | < | 15.39 | | 15.58 | | | 16.34 | < | | 17.04 | < | | 17.18 | < | | |
| 8,629 | < | Wrocław Stadion | | 15.00 | cd. tab. | cd. tab. | 15.41 | | 16.00 | | | 16.36 | cd. tab. | | 17.06 | cd. tab. | | 17.20 | cd. tab. | | |
| 13,042 | < | Wrocław Pracze | | 15.04 | 260 | 260 | 15.45 | | 16.04 | | | 16.40 | | | 17.10 | 260 | | 17.24 | 260 | | |
| 20,457 | < | Brzezinka Średzka | | 15.09 | < | < | 15.51 | | 16.10 | | | 16.45 | < | | 17.16 | < | | 17.30 | < | | |
| 23,035 | < | Czerna Mała | | 15.12 | < | < | 15.53 | | 16.12 | | | 16.48 | < | | 17.18 | < | | 17.33 | < | | |
| 26,097 | < | Księginice | | 15.15 | < | < | 15.56 | | 16.15 | | | 16.51 | < | | 17.21 | < | | 17.36 | < | | |
| 30,321 | < | Brzeg Dolny | | 15.20 | < | < | 16.01 | | 16.21 | | | 16.56 | < | | 17.27 | < | | 17.41 | < | | |
| 35,365 | < | Łososiowice | | 15.25 | < | < | 16.06 | | 16.25 | | | 17.00 | < | | 17.31 | < | | 17.45 | < | | |
| 40,369 | < | Wołów | p | 15.29 | < | < | 16.10 | | 16.29 | | | 17.04 | < | | 17.35 | < | | 17.49 | < | | |
| 51,885 | < | Orzeszków | o | 15.30 | < | | 16.11 | | 16.30 | | | 17.05 | < | | 17.36 | < | | 17.50 | < | | |
| 54,553 | < | Małowice Wołowskie | p | 15.38 | < | | 16.19 | | 16.38 | | | 17.13 | < | | 17.44 | < | | 17.58 | < | | |
| 58,720 | < | Ścinawa | o | 15.41 | < | | 16.22 | | 16.41 | | | 17.16 | < | | 17.47 | < | | 18.01 | < | | |
| 65,577 | < | Chełmek Wołowski | p | 15.45 | < | | 16.26 | | 16.45 | | | 17.21 | < | | 17.51 | < | | 18.05 | < | | |
| 74,621 | 101,381 | Rudna Miasto | 260 p | 15.46 | < | | 16.27 | 16.33 | 16.46 | 17.04 | | | < | | | < | | 17.58 | 18.06 | | |
| 74,621 | 101,381 | Rudna Miasto | 260 o | 15.52 | < | | 16.33 | 16.39 | 16.52 | 17.10 | | | < | | | < | | 18.04 | 18.12 | | |
| 74,621 | 101,381 | Rudna Miasto | 260 p | 15.58 | < | | 16.39 | 16.45 | 16.59 | 17.17 | | | < | | | < | | 18.12 | 18.17 | | |
| 74,621 | 101,381 | Rudna Miasto | 260 o | | 15.29 | | | | 16.18 | | | | 17.17 | | | 17.39 | | | 17.59 | | |
| 74,621 | 101,381 | Rudna Miasto | 260 p | | | | | | 16.56 | | | | 17.51 | | | | | | 18.24 | | |
| 74,621 | 101,381 | Rudna Miasto | 260 o | 15.58 | | | 16.40 | 16.46 | 16.56 | 17.17 | | | 17.51 | | | | | 18.13 | 18.18 | | |
| 77,651 | 104,483 | Rudna Gwizdanów | 260 | 16.02 | | | 16.43 | 16.50 | 17.00 | 17.09 | 17.23 | | 17.56 | | | | | 18.18 | 18.26 | | |
| 87,530 | 114,362 | Grębocice | 260 | 16.09 | | | 16.50 | 16.56 | 17.07 | 17.15 | 17.31 | | p | | | | | 18.24 | 18.33 | | |
| 94,303 | 121,135 | Krzepów | 260 | 16.14 | | | 16.55 | 17.02 | 17.11 | 17.21 | 17.38 | | | | | | | 18.30 | 18.39 | | |
| 99,095 | 125,927 | Głogów | 260, 275 p | 16.19 | 16.26 | | 17.01 | 17.07 | 17.17 | 17.26 | 17.43 | | | | | 18.21 | | 18.35 | 18.43 | | |
| | | | | 1 | 2 | 3 | 4 | 5 | 6 | 7 | 8 | 9 | 10 | 11 | 12 | 13 | 14 | 15 | 16 | 17 | 18 |

| | 1 | 2 | 3 | 4 | 5 | 6 | 7 | 8 | 9 | 10 | 11 | 12 | 13 | 14 | 15 | 16 | 17 | 18 |
|----------------------|---------|--|--------------|--|-------|---|---|--|--|----|----|----|----|----|---|--|--|--|
| <i>Leszno</i> 275 o | | < | | | | | | < | < | | | | | | < | < | < | < |
| <i>Głogów</i> 275 p | | < | | ↓ | | | | < | < | | | | | | < | < | < | < |
| Informacja o pociągu | | IC 58 <i>I-37001</i> 1-2 ☒ ♣ ✕ * 1 | | D20 KD-67415 E 2 ♣ ✕ * | | | | D20 KD-67417 E 2 ♣ ✕ * | D20 KD-67417 E 2 ♣ ✕ * | | | | | | IC I-3815 1-2 ☒ ♣ ✕ * K 4 | D20 KD-67419 E 2 ♣ ✕ * | D20 KD-67419 E 2 ♣ ✕ * | D12 KD-67153 E 2 ♣ ✕ * |
| km | | | | | | | | | | | | | | | | | | |
| 99,095 | 125,927 | Głogów 260, 275 o | 16.27 | 16.41 | | | | 17.27 | 17.45 | | | | | | 18.25 | 18.36 | 18.44 | 19.11 |
| 105,425 | 132,257 | Głogów Huta | ↓ | 16.48 | | | | 17.33 | 17.51 | | | | | | ↓ | 18.42 | 18.50 | |
| 108,240 | 135,072 | Głogów Wróblin | ↓ | 16.51 | | | | 17.36 | 17.54 | | | | | | ↓ | 18.45 | 18.53 | |
| 110,805 | 137,637 | Brzeg Głogowski | ↓ | 16.53 | | | | 17.39 | 17.57 | | | | | | ↓ | 18.47 | 18.55 | |
| 113,442 | 140,274 | Czerna | ↓ | 16.56 | | | | 17.42 | 18.00 | | | | | | ↓ | 18.50 | 18.58 | |
| 114,840 | 141,672 | <i>Granica Województwa</i> | | | | | | | | | | | | | | | | |
| 118,708 | 145,540 | Bytom Odrzański | ↓ | 17.01 | | | | 17.46 | 18.04 | | | | | | ↓ | 18.55 | 19.03 | 19.24 |
| 130,675 | 157,507 | Nowa Sól | ↓ | 17.08 | | | | 17.54 | 18.12 | | | | | | 18.44 | 19.02 | 19.10 | 19.31 |
| | | | o | 17.09 | | | | 17.55 | 18.13 | | | | | | 18.45 | 19.06 | 19.11 | 19.32 |
| 138,640 | 165,472 | Niedoradz | ↓ | 17.14 | | | | 18.00 | 18.18 | | | | | | ↓ | 19.12 | 19.17 | |
| 144,848 | 171,680 | Zielona Góra Nowy Kisielin | ↓ | 17.19 | | | | 18.05 | 18.23 | | | | | | ↓ | 19.16 | 19.21 | |
| 148,505 | 175,337 | Zielona Góra Stary Kisielin | ↓ | 17.22 | | | | 18.08 | 18.26 | | | | | | ↓ | 19.20 | 19.25 | |
| 153,858 | 180,690 | ZIELONA GÓRA GŁÓWNA | p | 17.00 | 17.28 | | | 18.14 | 18.31 | | | | | | 18.59 | 19.25 | 19.30 | 19.47 |
| | | <i>Zielona Góra Główna</i> | o | 17.02 | | | | | | | | | | | 19.01 | | | |
| | | <i>Berlin Hauptbahnhof</i> | p | 19.11 | | | | | | | | | | | < | | | |
| | | <i>Szczecin Główny</i> | p | | | | | | | | | | | | 21.20 | | | |
| | | <i>Świnoujście</i> | p | | | | | | | | | | | | | | | |
| | | <i>Kołobrzeg</i> | p | | | | | | | | | | | | | | | |

- 1** od 18.V Głogów odj. 16.29, Zielona Góra Główna 17.02/17.04; poza tym w dniach 8, 28, 29.III na odcinku Frankfurt (Oder) - Berlin Hauptbahnhof ZKA (Berlin Hauptbahnhof przyj. 16.30);
- 2** kursuje codziennie do 17.IV (w dniach 7 - 17.IV Ścinawa odj. 18.02, Chełmek Wołowski 18.07, Rudna Miasto 18.14/18.14);
- 3** na odcinku Ścinawa - Zielona Góra Główna kursuje codziennie oprócz 7 - 17.IV (w dniach 4 - 14.V od Wrocławia Kuźnik kursuje 3 minuty później, od Małowic Wołowskich 2 minuty później, Rudna Miasto przyj. 16.59 i dalej bez zmian);
- 4** od 18.IV Głogów 18.32/18.33, Zielona Góra Główna 19.07/19.09, Szczecin Główny 21.29;
- 5** do Ścinawy kursuje w ☉, a do Głogowa 7 - 10, 13 - 17.IV;
- 6** od 18.IV Grębocice odj. 18.42, Głogów przyj. 18.51;
- 7** kursuje w ☉ oprócz 7 - 7.IV;
- 8** kursuje codziennie od 18.IV;
- 9** kursuje 7 - 17.IV;

265

WROCLAW - WOLOW - SCINAWA - GLOGOW - ZIELONA GORA

| | | D2 | D2 | D20 | D20 | IC | D2 | D11 | D20 | D2 | D2 | | | | | | | | | | | |
|----------------------|---------|--------------------------|--------------------------|--------------------------|--------------------------|------------------------|--------------------------|--------------------------|--------------------------|--------------------------|--------------------------|-------|-------|----|----|----|----|----|----|----|----|----|
| Informacja o pociągu | | KD-69475 E 2 ♣ ♣ * | KD-69475 E 2 ♣ ♣ * | KD-67421 E 2 ♣ ♣ * | KD-67421 E 2 ♣ ♣ * | I-3719 1-2 ☒ ♣ * | KD-69477 E 2 ♣ ♣ * | KD-66555 E 2 ♣ ♣ * | KD-67423 E 2 ♣ ♣ * | KD-69479 E 2 ♣ ♣ * | KD-69481 E 2 ♣ ♣ * | | | | | | | | | | | |
| km | | | | | | | | | | | | | | | | | | | | | | |
| 0 | 0 | WROCLAW GLOWNY | 260 | o | 17.40 | 17.57 | 18.44 | 18.49 | 19.17 | 19.53 | 20.54 | 21.50 | 22.50 | | | | | | | | | |
| 4,956 | 4,956 | Wrocław Muchobór | 260 | | 17.45 | 18.03 | 18.50 | 18.54 | | 19.58 | 20.59 | 21.56 | 22.56 | | | | | | | | | |
| 7,184 | < | Wrocław Kuźniki | | | 17.48 | 18.05 | 18.53 | 18.59 | < | 20.01 | 21.02 | 21.58 | 22.58 | | | | | | | | | |
| 8,629 | < | Wrocław Stadion | | | 17.50 | 18.07 | 18.55 | 19.01 | < | 20.03 | 21.04 | 22.00 | 23.00 | | | | | | | | | |
| 13,042 | < | Wrocław Pracze | | | 17.54 | 18.11 | 19.00 | 19.05 | cd. tab. 260 | 20.07 | 21.08 | 22.03 | 23.04 | | | | | | | | | |
| 20,457 | < | Brzezinka Średzka | | | 17.59 | 18.17 | 19.06 | 19.11 | < | 20.13 | 21.14 | 22.09 | 23.10 | | | | | | | | | |
| 23,035 | < | Czerna Mała | | | 18.02 | 18.20 | 19.08 | 19.14 | < | 20.15 | 21.16 | 22.12 | 23.13 | | | | | | | | | |
| 26,097 | < | Księginice | | | 18.05 | 18.23 | 19.11 | 19.17 | < | 20.18 | 21.19 | 22.15 | 23.16 | | | | | | | | | |
| 30,321 | < | Brzeg Dolny | | | 18.12 | 18.28 | 19.16 | 19.22 | < | 20.24 | 21.25 | 22.20 | 23.21 | | | | | | | | | |
| 35,365 | < | Łososiowice | | | 18.16 | 18.32 | 19.20 | 19.26 | < | 20.28 | 21.29 | 22.24 | 23.25 | | | | | | | | | |
| 40,369 | < | Wołów | | | 18.21 | 18.37 | 19.24 | 19.31 | < | 20.32 | 21.33 | 22.28 | 23.30 | | | | | | | | | |
| 51,885 | < | Orzeszków | | | 18.23 | 18.38 | 19.25 | 19.32 | < | 20.33 | 21.34 | 22.29 | 23.31 | | | | | | | | | |
| 54,553 | < | Małowice Wołowskie | | | 18.31 | 18.46 | 19.33 | 19.40 | < | 20.41 | 21.42 | 22.37 | 23.39 | | | | | | | | | |
| 58,720 | < | Ścinawa | | | 18.34 | 18.49 | 19.35 | 19.43 | < | 20.44 | 21.45 | 22.40 | 23.41 | | | | | | | | | |
| 65,577 | < | Chelmek Wołowski | | | 18.39 | 18.53 | 19.39 | 19.47 | < | 20.48 | 21.50 | 22.45 | 23.46 | | | | | | | | | |
| 74,621 | 101,381 | Rudna Miasto | 260 | p | 18.40 | 18.56 | 19.40 | 19.57 | < | 20.49 | 21.56 | | 23.47 | | | | | | | | | |
| | | | | | 18.45 | 19.02 | 19.46 | 20.03 | < | 20.56 | 22.02 | | 23.53 | | | | | | | | | |
| | | | | | 18.52 | 19.08 | 19.52 | 20.10 | < | 21.02 | 22.08 | | 23.59 | | | | | | | | | |
| | | Legnica | 260 | o | < | < | < | < | 19.56 | < | 21.13 | < | < | | | | | | | | | |
| | | Rudna Miasto | 260 | p | < | < | < | < | | < | 22.01 | < | < | | | | | | | | | |
| 74,621 | 101,381 | Rudna Miasto | 260 | o | 18.52 | 19.08 | 19.53 | 20.10 | | 21.02 | 22.01 | 22.08 | 23.59 | | | | | | | | | |
| 77,651 | 104,483 | Rudna Gwizdanów | 260 | | 18.55 | 19.11 | 19.56 | 20.14 | | 21.05 | 22.05 | 22.16 | 0.03 | | | | | | | | | |
| 87,530 | 114,362 | Grębocice | 260 | | 19.02 | 19.18 | 20.03 | 20.21 | | 21.12 | 22.11 | 22.23 | 0.09 | | | | | | | | | |
| 94,303 | 121,135 | Krzepów | 260 | ↓ | 19.08 | 19.24 | 20.09 | 20.27 | | 21.18 | | 22.28 | 0.15 | | | | | | | | | |
| 99,095 | 125,927 | Głogów | 260, 275 | p | 19.14 | 19.29 | 20.15 | 20.32 | 20.47 | 21.23 | 22.22 | 22.33 | 0.21 | | | | | | | | | |
| | | | | | 1 | 2 | 3 | 4 | 5 | 6 | 7 | 8 | 9 | 10 | 11 | 12 | 13 | 14 | 15 | 16 | 17 | 18 |

| | | 1 | 2 | 3 | 4 | 5 | 6 | 7 | 8 | 9 | 10 | 11 | 12 | 13 | 14 | 15 | 16 | 17 | 18 |
|----------------------|---------|------------------------------|----------------------------|---|---|------------------------|---|-------------------------------|---|---|----------------------------|----|------------------------|----|----|----|----|----|----|
| <i>Leszno</i> 275 o | | | | | | | | < | | | | | < | | | | | | |
| <i>Głogów</i> 275 p | | | | | | | | < | | | | | < | | | | | | |
| Informacja o pociągu | | | D20 | | | D20 | | IC | | | REGIO | | D20 | | | | | | |
| km | | | R-67911 E 2 ♣♣* Ⓢ | | | KD-67421 E 2 ♣♣* | | I-3719 1-2 Ⓢ ♣♣* | | | R-70269 E 2 ♣♣* Ⓢ | | KD-67423 E 2 ♣♣* | | | | | | |
| 99,095 | 125,927 | Głogów 260, 275 o | § 19.34 | | | 20.33 | | 20.55 | | | | | 22.34 | | | | | | |
| 105,425 | 132,257 | Głogów Huta | § 19.40 | | | 20.39 | | — | | | | | 22.40 | | | | | | |
| 108,240 | 135,072 | Głogów Wróblin | § 19.43 | | | 20.42 | | — | | | | | 22.43 | | | | | | |
| 110,805 | 137,637 | Brzeg Głogowski | § 19.45 | | | 20.45 | | — | | | | | 22.46 | | | | | | |
| 113,442 | 140,274 | Czerna | § 19.48 | | | 20.48 | | — | | | | | 22.49 | | | | | | |
| 114,840 | 141,672 | <i>Granica Województwa</i> | § | | | | | | | | | | | | | | | | |
| 118,708 | 145,540 | Bytom Odrzański | § 19.53 | | | 20.52 | | — | | | | | 22.53 | | | | | | |
| 130,675 | 157,507 | Nowa Sól | § 20.00 | | | 21.00 | | 21.15 | | | | | 23.01 | | | | | | |
| | | | § 20.01 | | | 21.01 | | 21.18 | | | § 22.09 | | 23.01 | | | | | | |
| 138,640 | 165,472 | Niedoradz | § 20.06 | | | 21.06 | | — | | | § 22.15 | | 23.07 | | | | | | |
| 144,848 | 171,680 | Zielona Góra Nowy Kisielin | § 20.11 | | | 21.11 | | — | | | § 22.20 | | 23.12 | | | | | | |
| 148,505 | 175,337 | Zielona Góra Stary Kisielin | § 20.15 | | | 21.15 | | — | | | § 22.23 | | 23.15 | | | | | | |
| 153,858 | 180,690 | ZIELONA GÓRA GŁÓWNA | § 20.20 | | | 21.20 | | 21.33 | | | § 22.28 | | 23.21 | | | | | | |
| | | <i>Zielona Góra Główna</i> o | | | | | | | | | | | | | | | | | |
| | | <i>Berlin Hauptbahnhof</i> p | | | | | | | | | | | | | | | | | |
| | | <i>Szczecin Główny</i> p | | | | | | | | | | | | | | | | | |
| | | <i>Świnoujście</i> p | | | | | | | | | | | | | | | | | |
| | | <i>Kołobrzeg</i> p | | | | | | | | | | | | | | | | | |

- 1 kursuje codziennie oprócz 7 - 17.IV;
2 kursuje 7 - 17.IV;

| | | 1 | 2 | 3 | 4 | 5 | 6 | 7 | 8 | 9 | 10 | 11 | 12 | 13 | 14 | 15 | 16 | 17 | 18 | |
|----------------------|---------|-----------------------|------------------------|------|---|------------------------|---|-----------------------------|---|------------------------|----|-----------------------------|----|------------------------|------------------------|------|-----------------------------|----|------------------------|------|
| Informacja o pociągu | | | D2 | | | D2 | | D2 | | D2 | | D2 | | D20 | D11 | | D2 | | D20 | |
| km | | | KD-69400 E 2 ♣♣* | | | KD-69402 E 2 ♣♣* | | KD-69404 E 2 ♣♣* Ⓢ | | KD-69406 E 2 ♣♣* | | KD-69408 E 2 ♣♣* Ⓢ | | KD-76400 E 2 ♣♣* | KD-66574 E 2 ♣♣* | | KD-69410 E 2 ♣♣* Ⓢ | | KD-76402 E 2 ♣♣* | |
| 95,138 | < | Ścinawa | o | 4.00 | | 5.03 | | 5.34 | | 6.06 | | 6.34 | | 7.04 | < | | | | | 8.07 |
| 99,305 | < | Małowice Wołowskie | | 4.05 | | 5.08 | | 5.39 | | 6.11 | | 6.39 | | 7.09 | < | | | | | 8.12 |
| 101,973 | < | Orzeszków | ↓ | 4.07 | | 5.11 | | 5.41 | | 6.14 | | 6.41 | | 7.12 | < | | | | | 8.15 |
| 113,489 | < | Wołów | p | 4.15 | | 5.20 | | 5.49 | | 6.22 | | 6.50 | | 7.20 | < | | | | | 8.23 |
| | | | o | 4.16 | | 5.21 | | 5.50 | | 6.23 | | 6.51 | | 7.21 | < | | 7.50 | | | 8.24 |
| 118,493 | < | Łososiowice | | 4.21 | | 5.25 | | 5.54 | | 6.28 | | 6.55 | | 7.25 | < | | 7.54 | | | 8.29 |
| 123,537 | < | Brzeg Dolny | | 4.25 | | 5.29 | | 5.59 | | 6.33 | | 7.04 | | 7.29 | < | | 7.59 | | | 8.33 |
| 127,761 | < | Księginice | | 4.29 | | 5.34 | | 6.03 | | 6.37 | | 7.08 | | 7.34 | < | | 8.07 | | | 8.38 |
| 130,823 | < | Czarna Mała | | 4.32 | | 5.37 | | 6.06 | | 6.40 | | 7.11 | | 7.37 | < | | 8.10 | | | 8.41 |
| 133,401 | < | Brzezinka Średzka | | 4.35 | | 5.40 | | 6.09 | | 6.43 | | 7.14 | | 7.40 | < | | 8.13 | | | 8.44 |
| 140,816 | < | Wrocław Pracze | | 4.41 | | 5.46 | | 6.15 | | 6.49 | | 7.20 | | 7.46 | < | | 8.19 | | | 8.50 |
| 145,229 | < | Wrocław Stadion | | 4.46 | | 5.52 | | 6.20 | | 6.54 | | 7.25 | | 7.52 | < | | 8.24 | | | 8.55 |
| 146,674 | < | Wrocław Kuźniki | | 4.48 | | 5.54 | | 6.23 | | 6.56 | | 7.30 | | 7.54 | < | | 8.26 | | | 9.05 |
| 148,902 | 175,734 | Wrocław Muchobór | 260 ↓ | 4.51 | | 5.57 | | 6.26 | | 6.59 | | 7.33 | | 7.57 | < | 8.03 | 8.28 | | | 9.08 |
| 153,858 | 180,690 | WROCLAW GLOWNY | 260 p | 4.58 | | 6.03 | | 6.31 | | 7.04 | | 7.38 | | 8.03 | < | 8.09 | 8.34 | | | 9.14 |
| | | Wrocław Główny | 220, 230 o | | | | | | | | | | | | | | | | | |
| | | Bielsko-Biała Główna | p | | | | | | | | | | | | | | | | | |
| | | Kraków Główny | p | | | | | | | | | | | | | | | | | |
| | | Przemysł Główny | p | | | | | | | | | | | | | | | | | |

| | | 1 | 2 | 3 | 4 | 5 | 6 | 7 | 8 | 9 | 10 | 11 | 12 | 13 | 14 | 15 | 16 | 17 | 18 |
|----------------------|--------------------------|-----------------------------------|---------------|---|-----------------------------------|-----------------------------------|---|-----------------------------------|---|-----------------------------------|----|-----------------------------------|----------------------------------|-----------------------------------|------------------------------------|----------------------------------|----------------------------------|----|----------------------------------|
| Informacja o pociągu | | IC I-7318 1-2 | | | D11 KD-66578 E 2 | D20 KD-76404 E 2 | | IC I-8314 1-2 | | D20 KD-76406 E 2 | | D12 KD-76500 E 2 | D2 KD-60106 E 2 | D12 KD-76500 E 2 | IC I-73000 1-2 | D2 KD-60106 E 2 | D2 KD-69414 E 2 | | D2 KD-69414 E 2 |
| km | | K | | | | | | K | | | | | 6 | | K | 5 | 7 | | 3 |
| 95,138 | < Ścinawa | o | < | | < | 9.47 | | < | | 11.01 | | < | 11.39 | | < | 12.15 | 12.25 | | 13.03 |
| 99,305 | < Małowice Wołowskie | | < | | < | 9.52 | | < | | 11.06 | | < | | | < | | 12.29 | | 13.08 |
| 101,973 | < Orzeszków | | < | | < | 9.54 | | < | | 11.09 | | < | | | < | | 12.32 | | 13.11 |
| 113,489 | < Wołów | p | < | | < | 10.02 | | < | | 11.17 | | < | 11.51 | | < | 12.27 | 12.40 | | 13.19 |
| 118,493 | < Łososiowice | o | < | | < | 10.03 | | < | | 11.18 | | < | 11.52 | | < | 12.37 | 12.41 | | 13.20 |
| 123,537 | < Brzeg Dolny | | < | | < | 10.08 | | < | | 11.22 | | < | | | < | | 12.45 | | 13.24 |
| 127,761 | < Księginice | | < | | < | 10.13 | | < | | 11.26 | | < | 12.00 | | < | 12.45 | 12.50 | | 13.29 |
| 130,823 | < Czarna Mała | | < | | < | 10.17 | | < | | 11.31 | | < | | | < | | 12.54 | | 13.33 |
| 133,401 | < Brzezinka Średzka | | < | | < | 10.20 | | < | | 11.34 | | < | | | < | | 12.58 | | 13.36 |
| 140,816 | < Wrocław Pracze | | < | | < | 10.22 | | < | | 11.37 | | < | | | < | | 13.00 | | 13.39 |
| 145,229 | < Wrocław Stadion | | z tab. | | z tab. | 10.29 | | z tab. | | 11.43 | | < | | z tab. | z tab. | | 13.06 | | 13.45 |
| 146,674 | < Wrocław Kuźniki | | < | | < | 10.34 | | < | | 11.48 | | < | | 260 | 260 | | 13.10 | | 13.50 |
| 148,902 | 175,734 Wrocław Muchobór | 260 | < | | < | 10.36 | | < | | 11.55 | | < | | < | < | | 13.12 | | 13.52 |
| 153,858 | 180,690 WROCLAW GLOWNY | 260 p | < | | < | 10.17 | | < | | 11.57 | | < | 12.19 | 12.37 | < | 13.07 | 13.15 | | 13.55 |
| | | | 9.23 | | | 10.23 | | 11.23 | | 12.03 | | < | 12.25 | 12.43 | 12.58 | 13.13 | 13.20 | | 14.00 |
| | Wrocław Główny | 220, 230 o | 9.29 | | | | | 11.30 | | | | | | | 13.10 | | | | |
| | Bielsko-Biała Główna | p | < | | | | | < | | | | | | | < | | | | |
| | Kraków Główny | p | 12.22 | | | | | 14.32 | | | | | | | 16.06 | | | | |
| | Przemyśl Główny | p | 14.46 | | | | | 16.59 | | | | | | | 18.43 | | | | |

- 1** w dniach 23.III - 3.IV, 7 - 30.IV, 14 - 23.V Zielona Góra Główna przyj. 9.17, a w dniach 18 - 31.V Przemyśl Główny przyj. 17.07;
2 w dniach 8, 28 - 30.III na odcinku Berlin Hauptbahnhof - Frankfurt (Oder) ZKA (Berlin Hauptbahnhof odj. 7.35);
poza tym w dniach 7 - 30.IV, 14 - 23.V Zielona Góra Główna przyj. 11.00, a do 28.IV Kraków Główny przyj. 16.17;
3 kursuje codziennie oprócz 7 - 17.IV (do 6.IV na odcinku Głogów - Ścinawa kursuje 4 minuty później);
4 w okresie 23.III - 30.IV Zielona Góra Główna przyj. 7.27;
5 kursuje w oprócz 7 - 7.IV;
6 kursuje 7 - 10, 13 - 17.IV;
7 kursuje 7 - 17.IV;

265

ZIELONA GÓRA - GŁOGÓW - ŚCINAWA - WOŁÓW - WROCŁAW

| | | D20 | D20 | D11 | D20 | D2 | IC | IC | REGIO | D20 | D20 | D20 | D2 | IC | D2 | | | | | | |
|----------------------|--------|-----------------------------|--------------------------|--------------------------|-------------------------|--------------------------|----------------------------|----------------------------|-------------------------|--------------------------|--------------------------|-------------------------|--------------------------|---------------------------|--------------------------|----|----|----|----|----|----|
| Informacja o pociągu | | KD-76408 E 2 ♣ ♣ * | KD-76408 E 2 ♣ ♣ * | KD-66580 E 2 ♣ ♣ * | R-76904 E 2 ♣ ♣ * | KD-69416 E 2 ♣ ♣ * | I-8308 1-2 ☐ ♣ ✕ ♣ * | I-8308 1-2 ☐ ♣ ✕ ♣ * | R-77902 E 2 ♣ ♣ * | KD-76410 E 2 ♣ ♣ * | KD-76410 E 2 ♣ ♣ * | R-76906 E 2 ♣ ♣ * | KD-69420 E 2 ♣ ♣ * | I-73002 1-2 ☐ ♣ ✕ * | KD-69420 E 2 ♣ ♣ * | | | | | | |
| km | | 6 | 8 | ♣ | ♣ | 2 | K 10 | K 3 | ⊙ | 5 | 10 | ⊙ | 4 | K 1 | 9 | | | | | | |
| 0 | 0 | ZIELONA GÓRA GŁÓWNA | o | 11.58 | | 12.39 | | 13.09 | 13.24 | 13.44 | | 14.33 | | 15.02 | | | | | | | |
| 5,353 | 5,353 | Zielona Góra Stary Kisielin | o | 12.02 | | 12.43 | | | 13.28 | 13.48 | | 14.37 | | | | | | | | | |
| 9,010 | 9,010 | Zielona Góra Nowy Kisielin | o | 12.06 | | 12.47 | | | 13.31 | 13.52 | | 14.41 | | | | | | | | | |
| 15,218 | 15,218 | Niedoradz | ▼ | 12.10 | | 12.51 | | | 13.36 | 13.56 | | 14.45 | | | | | | | | | |
| 23,183 | 23,183 | Nowa Sól | p | 12.16 | | 12.56 | | 13.23 | 13.44 | 14.02 | | 14.50 | | | | | | | | | |
| 35,150 | 35,150 | Bytom Odrzański | o | 12.17 | | 12.57 | | 13.24 | | 14.03 | | 14.51 | | | | | | | | | |
| 39,018 | 39,018 | Granica Województwa | o | 12.25 | | 13.05 | | | | 14.11 | | 14.59 | | | | | | | | | |
| 40,416 | 40,416 | Czerna | o | 12.29 | | 13.09 | | | | 14.15 | | 15.03 | | | | | | | | | |
| 43,053 | 43,053 | Brzeg Głogowski | o | 12.32 | | 13.12 | | | | 14.18 | | 15.06 | | | | | | | | | |
| 45,618 | 45,618 | Głogów Wróblin | o | 12.34 | | 13.15 | | | | 14.21 | | 15.09 | | | | | | | | | |
| 48,433 | 48,433 | Głogów Huta | o | 12.37 | | 13.17 | | | | 14.24 | | 15.11 | | | | | | | | | |
| 54,763 | 54,763 | Głogów | 260, 275 p | 12.43 | | 13.24 | | 13.44 | | 14.29 | | 15.18 | | 15.34 | | | | | | | |
| | | Głogów | 275 o | < | | | | < | | < | | | | < | | | | | | | |
| | | Leszno | 275 p | < | | | | < | | < | | D11 | | < | | | | | | | |
| 54,763 | 54,763 | Głogów | 260, 275 o | 12.45 | 12.57 | | | 13.32 | | 14.31 | 14.35 | KD-66584 | 15.24 | 15.35 | 15.48 | | | | | | |
| 59,555 | 59,555 | Krzepów | 260 | 12.49 | 13.01 | | | 13.36 | | 14.36 | 14.40 | E 2 | 15.28 | | 15.53 | | | | | | |
| 66,328 | 66,328 | Grębocice | 260 | 12.55 | 13.06 | | | 13.41 | | 14.41 | 14.46 | ♣ ♣ * | 15.33 | | 15.58 | | | | | | |
| 76,207 | 76,207 | Rudna Gwizdanów | 260 | 13.02 | 13.13 | 13.19 | | 13.49 | | 14.49 | 14.55 | 15.04 | 15.40 | | 16.06 | | | | | | |
| 79,237 | 79,309 | Rudna Miasto | 260 p | 13.04 | 13.16 | 13.22 | | 13.51 | | 14.51 | 14.57 | 15.07 | 15.43 | | 16.08 | | | | | | |
| | | Rudna Miasto | 260 o | < | < | 13.22 | | < | | < | < | 15.07 | < | | < | | | | | | |
| | | Legnica | 260 p | < | < | 13.57 | | < | | < | < | 15.49 | < | 16.16 | < | | | | | | |
| 79,237 | 79,309 | Rudna Miasto | 260 o | 13.05 | 13.17 | < | | 13.52 | | 14.52 | 14.58 | < | 15.44 | < | 16.09 | | | | | | |
| 88,281 | < | Chełmek Wołowski | ▼ | 13.12 | 13.24 | < | | 13.58 | | 14.59 | 15.04 | < | 15.51 | < | 16.15 | | | | | | |
| 95,138 | < | Ścinawa | p | 13.18 | 13.29 | < | | 14.04 | | 15.05 | 15.10 | < | 15.56 | < | 16.20 | | | | | | |
| | | | | 1 | 2 | 3 | 4 | 5 | 6 | 7 | 8 | 9 | 10 | 11 | 12 | 13 | 14 | 15 | 16 | 17 | 18 |

| | | 1 | 2 | 3 | 4 | 5 | 6 | 7 | 8 | 9 | 10 | 11 | 12 | 13 | 14 | 15 | 16 | 17 | 18 |
|----------------------|---------|-------------------------------|-------------------------------|-------|--------------------------|--------------------------------|-------------------------------|------------------------------------|-----------------------------------|--------------------------|----|-------------------------------|--------------------------------|-------------------------------|--------------------------|-------------------------------|----------------------------------|-------------------------------|-------------------------------|
| | | D20 | D20 | | D11 | D2 | D2 | IC | IC | D2 | | D20 | D20 | D2 | D11 | D2 | IC 57 | D2 | D2 |
| Informacja o pociągu | | KD-76408 E 2 ♣ ♣ * 6 | KD-76408 E 2 ♣ ♣ * 8 | | KD-66580 E 2 ♣ ♣ * | KD-69416 E 2 ♣ ♣ * 10 | KD-69416 E 2 ♣ ♣ * 7 | I-8308 1-2 ☒ ♣ ✕ ♣ * K 10 | I-8308 1-2 ☒ ♣ ✕ ♣ * K 3 | KD-69416 E 2 ♣ ♣ * | | KD-76410 E 2 ♣ ♣ * 5 | KD-76410 E 2 ♣ ♣ * 10 | KD-69418 E 2 ♣ ♣ * Ⓣ | KD-66584 E 2 ♣ ♣ * | KD-69420 E 2 ♣ ♣ * 4 | I-73002 1-2 ☒ ♣ ✕ * K 1 | KD-69420 E 2 ♣ ♣ * 4 | KD-69420 E 2 ♣ ♣ * 9 |
| km | | | | | | | | | | | | | | | | | | | |
| 95,138 | ⟨ | Ścinawa | o | 13.20 | 13.30 | → | 14.04 | 14.09 | 14.14 | 14.22 | | 15.06 | 15.11 | 15.23 | ⟨ | | ⟨ | 16.01 | 16.21 |
| 99,305 | ⟨ | Małowice Wołowskie | | 13.25 | 13.35 | ⟨ | 14.08 | 14.14 | 14.14 | 14.14 | | 15.11 | 15.15 | 15.28 | ⟨ | | ⟨ | 16.06 | 16.25 |
| 101,973 | ⟨ | Orzeszków | | 13.27 | 13.37 | ⟨ | 14.11 | 14.17 | 14.17 | 14.17 | | 15.13 | 15.18 | 15.31 | ⟨ | | ⟨ | 16.08 | 16.27 |
| 113,489 | ⟨ | Wołów | p | 13.36 | 13.46 | ⟨ | 14.19 | 14.25 | 14.31 | 14.36 | | 15.21 | 15.26 | 15.39 | ⟨ | | ⟨ | 16.17 | 16.35 |
| 113,489 | ⟨ | Wołów | o | 13.37 | 13.47 | ⟨ | 14.20 | 14.26 | 14.37 | 14.37 | | 15.22 | 15.27 | 15.40 | ⟨ | | ⟨ | 16.18 | 16.36 |
| 118,493 | ⟨ | Łososiowice | | 13.41 | 13.51 | ⟨ | 14.24 | 14.30 | 14.30 | 14.30 | | 15.26 | 15.31 | 15.44 | ⟨ | | ⟨ | 16.22 | 16.40 |
| 123,537 | ⟨ | Brzeg Dolny | | 13.46 | 13.56 | ⟨ | 14.29 | 14.34 | 14.45 | 14.53 | | 15.32 | 15.35 | 15.48 | ⟨ | | ⟨ | 16.27 | 16.44 |
| 127,761 | ⟨ | Księginice | | 13.50 | 14.00 | ⟨ | p | p | 14.45 | 14.57 | | 15.37 | 15.39 | 15.52 | ⟨ | | ⟨ | 16.32 | 16.48 |
| 130,823 | ⟨ | Czarna Mała | | 13.53 | 14.03 | ⟨ | | | 14.45 | 15.00 | | 15.40 | 15.42 | 15.55 | ⟨ | | ⟨ | 16.35 | 16.52 |
| 133,401 | ⟨ | Brzezinka Średzka | | 13.56 | 14.06 | ⟨ | | | 14.45 | 15.03 | | 15.43 | 15.45 | 15.58 | ⟨ | | ⟨ | 16.38 | 16.55 |
| 140,816 | ⟨ | Wrocław Pracze | | 14.02 | 14.12 | z tab. | | | 14.45 | 15.09 | | 15.49 | 15.51 | 16.04 | z tab. | | z tab. | 16.44 | 17.00 |
| 145,229 | ⟨ | Wrocław Stadion | | 14.07 | 14.18 | 260 | | | 14.45 | 15.14 | | 15.55 | 15.55 | 16.09 | 260 | | 260 | 16.49 | 17.04 |
| 146,674 | ⟨ | Wrocław Kuźniki | | 14.10 | 14.22 | ⟨ | | | 14.45 | 15.16 | | 15.57 | 15.57 | 16.11 | ⟨ | | ⟨ | 16.55 | 17.07 |
| 148,902 | 175,734 | Wrocław Muchobór | 260 | 14.13 | 14.24 | 14.52 | | | 14.45 | 15.19 | | 15.59 | 15.59 | 16.13 | 16.37 | | 16.37 | 16.58 | 17.10 |
| 153,858 | 180,690 | WROCLAW GŁÓWNY | 260 p | 14.18 | 14.30 | 14.58 | | | 15.08 | 15.24 | | 16.05 | 16.05 | 16.19 | 16.43 | | 16.43 | 17.04 | 17.16 |
| | | Wrocław Główny | 220, 230 o | | | | | | 15.36 | | | | | | | | 17.10 | | |
| | | Bielsko-Biała Główna | p | | | | | | 15.36 | | | | | | | | 17.10 | | |
| | | Kraków Główny | p | | | | | | 18.48 | | | | | | | | 20.02 | | |
| | | Przemyśl Główny | p | | | | | | 21.22 | | | | | | | | 22.43 | | |

- 1 w dniach 8, 28, 29.III na odcinku Berlin Hauptbahnhof - Frankfurt (Oder) ZKA (Berlin Hauptbahnhof odj. 11.35); poza tym w dniach 7 - 30.IV, 14 - 23.V Zielona Góra Główna przyj. 11.00, a w dniach 18 - 23.V Przemyśl Główny przyj. 22.52;
- 2 od 18.IV od Głogowa kursuje 3 minuty później, od Rudnej Gwizdanowa 2 minuty później, Ścinawa przyj. 14.06;
- 3 na odcinku Głogów - Wołów kursuje codziennie oprócz 7 - 17.IV (w dniach 31.III - 13.IV Świnoujście odj. 9.03, a w dniach 1 - 3.V godz. 9.04; poza tym w dniach 7 - 30.IV, 14 - 23.V Zielona Góra Główna przyj. 13.07);
- 4 kursuje w Ⓣ oprócz 7 - 7.IV (do 3.IV Chełmek Wołowski odj. 15.55, Ścinawa przyj. 16.00);
- 5 na odcinku Głogów - Wrocław Główny kursuje codziennie 7 - 17.IV;
- 6 na odcinku Głogów - Wrocław Główny kursuje codziennie od 7.IV;
- 7 kursuje codziennie oprócz 7 - 17.IV;
- 8 kursuje codziennie do 6.IV;
- 9 kursuje 7 - 10, 13 - 17.IV;
- 10 kursuje 7 - 17.IV;

265

ZIELONA GÓRA - GŁOGÓW - ŚCINAWA - WOŁÓW - WROCŁAW


| | | REGIO | D11 | D20 | | | D20 | D12/11 | D2 | D12/11 | D2 | IC | | D20 | D20 | D20 | D11 | IC | D2 | | |
|----------------------|--------|-----------------------------|------------|----------|-------|-------|---------|----------|----------|----------|----------|--------|----|----------|----------|----------|----------|---------|----------|----|----|
| Informacja o pociągu | | R-87512 | KD-66132 | KD-76412 | | | R-76908 | KD-66134 | KD-69422 | KD-66134 | KD-69422 | I-8302 | | KD-76414 | KD-76414 | KD-76414 | KD-66586 | I-73004 | KD-69424 | | |
| km | | E 2 | E 2 | E 2 | | | E 2 | E 2 | E 2 | E 2 | E 2 | 1-2 | | E 2 | E 2 | E 2 | E 2 | 1-2 | E 2 | | |
| | | ♣ ♣ * | ♣ ♣ * | ♣ ♣ * | | | ♣ ♣ * | ♣ ♣ * | ♣ ♣ * | ♣ ♣ * | ♣ ♣ * | ✖ ♣ * | | ♣ ♣ * | ♣ ♣ * | ♣ ♣ * | ♣ ♣ * | ♣ ✖ * | ♣ ♣ * | | |
| | | Ⓣ 4 | | | | | Ⓣ | 5 | 8 | | 2 | K 1 | | 6 | 7 | | | K 3 | Ⓣ | | |
| 0 | 0 | ZIELONA GÓRA GŁÓWNA | o | 15.33 | 15.44 | | 16.29 | 16.29 | | | | 17.23 | | 17.44 | | | | 19.02 | | | |
| 5,353 | 5,353 | Zielona Góra Stary Kisielin | o | 15.37 | 15.49 | | 16.33 | 16.33 | | | | | | 17.48 | | | | | | | |
| 9,010 | 9,010 | Zielona Góra Nowy Kisielin | o | 15.40 | 15.52 | | 16.37 | 16.37 | | | | | | 17.52 | | | | | | | |
| 15,218 | 15,218 | Niedoradz | p | 15.45 | 15.56 | | 16.41 | 16.41 | | | | | | 17.56 | | | | | | | |
| 23,183 | 23,183 | Nowa Sól | o | 15.53 | 16.02 | | 16.46 | 16.46 | | | | 17.37 | | 18.02 | | | | | | | |
| 35,150 | 35,150 | Bytom Odrzański | | | 16.03 | | 16.47 | 16.47 | | | | 17.38 | | 18.03 | | | | | | | |
| 39,018 | 39,018 | Granica Województwa | | | 16.11 | | 16.56 | 16.56 | | | | | | 18.11 | | | | | | | |
| 40,416 | 40,416 | Czerna | | | | | | | | | | | | | | | | | | | |
| 43,053 | 43,053 | Brzeg Głogowski | | | 16.15 | | 17.00 | 17.00 | | | | | | 18.15 | | | | | | | |
| 45,618 | 45,618 | Głogów Wróblin | | | 16.17 | | 17.02 | 17.02 | | | | | | 18.18 | | | | | | | |
| 48,433 | 48,433 | Głogów Huta | | | 16.20 | | 17.05 | 17.05 | | | | | | 18.20 | | | | | | | |
| 54,763 | 54,763 | Głogów | 260, 275 p | | 16.23 | | 17.08 | 17.08 | | | | | | 18.23 | | | | | | | |
| | | Głogów | 260, 275 p | | 16.28 | | 17.15 | 17.14 | | | | 17.57 | | 18.29 | | | | 19.35 | | | |
| | | Głogów | 275 o | | < | | < | < | | | | < | | | | | | < | | | |
| | | Leszno | 275 p | | < | | < | < | | | | < | | | | | | < | | | |
| 54,763 | 54,763 | Głogów | 260, 275 o | | 16.22 | 16.29 | | 17.21 | 17.28 | | 17.34 | 17.58 | | 18.40 | 18.46 | | | 19.36 | 19.43 | | |
| 59,555 | 59,555 | Krzepów | 260 | | | 16.33 | | | 17.33 | | 17.38 | | | 18.44 | 18.51 | | | | 19.47 | | |
| 66,328 | 66,328 | Grębocice | 260 | | 16.31 | 16.39 | | 17.30 | 17.38 | | 17.44 | | | 18.49 | 18.57 | | | | 19.53 | | |
| 76,207 | 76,207 | Rudna Gwizdanów | 260 | | 16.37 | 16.46 | | | 17.45 | | 17.51 | | | 18.59 | 19.04 | 19.13 | | | 20.00 | | |
| 79,237 | 79,309 | Rudna Miasto | 260 p | | 16.40 | 16.49 | | 17.39 | 17.47 | | 17.54 | | | 19.02 | 19.07 | 19.15 | | | 20.03 | | |
| | | Rudna Miasto | 260 o | | 16.41 | < | | 17.39 | < | | < | < | | < | < | 19.16 | | | < | | |
| | | Legnica | 260 p | | 17.15 | < | | 18.17 | < | | < | < | | < | < | 19.54 | | 20.18 | < | | |
| 79,237 | 79,309 | Rudna Miasto | 260 o | | < | 16.50 | | | 17.48 | < | 17.54 | | | 19.02 | 19.07 | | | < | 20.03 | | |
| 88,281 | < | Chełmek Wołowski | | | < | 16.57 | | | 17.54 | < | 18.02 | | | 19.09 | 19.14 | | | < | 20.10 | | |
| 95,138 | < | Ścinawa | p | | < | 17.02 | | | 18.00 | < | 18.07 | 18.27 | | 19.14 | 19.20 | | | < | 20.16 | | |
| | | | | 1 | 2 | 3 | 4 | 5 | 6 | 7 | 8 | 9 | 10 | 11 | 12 | 13 | 14 | 15 | 16 | 17 | 18 |

| | | 1 | 2 | 3 | 4 | 5 | 6 | 7 | 8 | 9 | 10 | 11 | 12 | 13 | 14 | 15 | 16 | 17 | 18 |
|----------------------|--------------------------|------------|------------------------|------------------------|---|-----------------------------|---|---|-----------------------------|------------------------|-----------------------------|-------------------------------|-----------------------------|----|-----------------------------|-----------------------------|----|------------------------------|-----------------------------|
| Informacja o pociągu | | | D11 | D20 | | D2 | | | D2 | D12/11 | D2 | IC | D2 | | D20 | D20 | | IC | D2 |
| km | | | KD-66132 E 2 ♣♣* | KD-76412 E 2 ♣♣* | | KD-66080 E 2 ♣♣* Ⓞ | | | KD-69422 E 2 ♣♣* 6 | KD-66134 E 2 ♣♣* | KD-69422 E 2 ♣♣* 2 | I-8302 1-2 Ⓞ ♣♣* K 1 | KD-69422 E 2 ♣♣* 2 | | KD-76414 E 2 ♣♣* 6 | KD-76414 E 2 ♣♣* 7 | | I-73004 1-2 Ⓞ ♣♣* K | KD-69424 E 2 ♣♣* Ⓞ |
| 95,138 | ⟨ Ścinawa | o | ⟨ | 17.03 | | ≈ 17.33 | | | ≈ 18.01 | ⟨ | ≈ 18.13 | 18.28 | | | ≈ 19.15 | ≈ 19.21 | | ⟨ | ≈ 20.17 |
| 99,305 | ⟨ Małowice Wołowskie | | ⟨ | 17.08 | | ≈ | | | ≈ 18.05 | ⟨ | ≈ 18.19 | | | | ≈ 19.19 | ≈ 19.26 | | ⟨ | ≈ 20.22 |
| 101,973 | ⟨ Orzeszków | | ⟨ | 17.11 | | ≈ | | | ≈ 18.07 | ⟨ | ≈ 18.21 | | | | ≈ 19.22 | ≈ 19.29 | | ⟨ | ≈ 20.25 |
| 113,489 | ⟨ Wołów | p | ⟨ | 17.19 | | ≈ 17.46 | | | ≈ 18.15 | ⟨ | ≈ 18.29 | 18.42 | | | ≈ 19.30 | ≈ 19.37 | | ⟨ | ≈ 20.33 |
| 118,493 | ⟨ Łososiowice | o | ⟨ | 17.20 | | ≈ 17.47 | | | ≈ 18.16 | ⟨ | ≈ 18.30 | 18.43 | | | ≈ 19.31 | ≈ 19.38 | | ⟨ | ≈ 20.34 |
| 123,537 | ⟨ Brzeg Dolny | | ⟨ | 17.24 | | ≈ | | | ≈ 18.20 | ⟨ | ≈ 18.35 | | | | ≈ 19.35 | ≈ 19.42 | | ⟨ | ≈ 20.39 |
| 127,761 | ⟨ Księginice | | ⟨ | 17.29 | | ≈ 17.55 | | | ≈ 18.25 | ⟨ | ≈ 18.39 | 18.50 | | | ≈ 19.39 | ≈ 19.47 | | ⟨ | ≈ 20.43 |
| 130,823 | ⟨ Czerna Mała | | ⟨ | 17.33 | | ≈ | | | ≈ 18.29 | ⟨ | p | | | | ≈ 19.44 | ≈ 19.51 | | ⟨ | ≈ 20.48 |
| 133,401 | ⟨ Brzezinka Średzka | | ⟨ | 17.37 | | ≈ | | | ≈ 18.33 | ⟨ | | | | | ≈ 19.03 | ≈ 19.55 | | ⟨ | ≈ 20.51 |
| 140,816 | ⟨ Wrocław Pracze | | z tab. | 17.46 | | ≈ | | | ≈ 18.36 | ⟨ | | | | | ≈ 19.06 | ≈ 19.57 | | ⟨ | ≈ 20.54 |
| 145,229 | ⟨ Wrocław Stadion | | 260 | 17.51 | | ≈ | | | ≈ 18.42 | z tab. | | | | | ≈ 19.12 | ≈ 20.03 | | z tab. | ≈ 21.00 |
| 146,674 | ⟨ Wrocław Kuźniki | | ⟨ | 17.54 | | ≈ | | | ≈ 18.46 | 260 | | | | | ≈ 19.17 | ≈ 20.08 | | 260 | ≈ 21.05 |
| 148,902 | 175,734 Wrocław Muchobór | 260 ↓ | ⟨ | 17.58 | | ≈ 18.15 | | | ≈ 18.48 | ⟨ | | | | | ≈ 19.19 | ≈ 20.10 | | ⟨ | ≈ 21.07 |
| 153,858 | 180,690 WROCLAW GLOWNY | 260 p | ⟨ | 18.03 | | ≈ 18.21 | | | ≈ 18.51 | 18.57 | | | | | ≈ 19.22 | ≈ 20.13 | | | ≈ 21.10 |
| | Wrocław Główny | 220, 230 o | | | | | | | ≈ 18.57 | 19.02 | | 19.15 | | | ≈ 19.27 | ≈ 20.19 | | 20.52 | ≈ 21.16 |
| | Bielsko-Biała Główna | p | | | | | | | | | | 19.40 | | | | | | ⟨ | 20.57 |
| | Kraków Główny | p | | | | | | | | | | 22.38 | | | | | | ⟨ | 23.44 |
| | Przemysł Główny | p | | | | | | | | | | | | | | | | | |

- 1 w dniach 7 - 30.IV, 14 - 23.V Zielona Góra Główna przyj. 17.21, a dodatkowo w dniach 7 - 17.IV Ścinawa 18.33/18.34, Wołów 18.46/18.47, Brzeg Dolny 18.54; poza tym w dniu 15.IV Świnoujście odj. 13.29, a w dniach 16.IV - 6.V godz. 13.13; dodatkowo w dniu 13.IV Kraków Główny przyj. 22.47;
- 2 kursuje codziennie oprócz 7 - 17.IV (do 6.IV od Głogowa kursuje 6 minut później, Chełmek Wołowski 18.07, Ścinawa przyj. 18.12);
- 3 w dniach 8, 28, 29.III na odcinku Berlin Hauptbahnhof - Frankfurt (Oder) ZKA (Berlin Hauptbahnhof odj. 15.35); poza tym w dniach 23.III - 3.IV, 7 - 30.IV, 14 - 23.V Zielona Góra Główna przyj. 19.00;
- 4 na odcinku Słupsk - Wrześnica ZKA (w okresie 23.III - 30.IV, 14 - 22.V Zielona Góra Główna przyj. 15.30);
- 5 z Zielonej Góry Głównej kursuje w Ⓞ, a od Głogowa codziennie;
- 6 kursuje codziennie do 17.IV;
- 7 kursuje codziennie od 18.IV;
- 8 kursuje 7 - 17.IV;

265

ZIELONA GÓRA - GŁOGÓW - ŚCINAWA - WOŁÓW - WROCŁAW

| | | <i>Kołobrzeg</i> | <i>o</i> | | | | | | | | | | | | | | | | | | |
|----------------------|--------|-----------------------------|--------------|------------|-------|---|----------------------|----------------|----------------|---|----------------|------------|----|----|----|----------------|----|----|------------|----|----|
| | | <i>Swinoujście</i> | <i>o</i> | | | | | | | | | | | | | | | | | | |
| | | <i>Szczecin Główny</i> | <i>o</i> | | | | | | | | | | | | | | | | | | |
| | | <i>Berlin Hauptbahnhof</i> | <i>o</i> | | | | | | | | | | | | | | | | | | |
| | | <i>Zielona Góra Główna</i> | <i>p</i> | | | | | | | | | | | | | | | | | | |
| | | | | D12 | | D12 | | | | | | | | | | | | | | | |
| Informacja o pociągu | | KD-76502 | | KD-76504 | | IC | D11 | D20 | D20 | | REGIO | D12 | | | | D20 | | | D20 | | |
| km | | E 2 | | E 2 | | I-86102 | KD-60164 | KD-76416 | KD-76416 | | R-77908 | KD-76508 | | | | R-76910 | | | KD-76418 | | |
| | | ♣ ♣ * | | ♣ ♣ * | | 1-2  | E 2 | E 2 | E 2 | | E 2 | E 2 | | | | E 2 | | | E 2 | | |
| | | | | | | ♣ ♣ * 1 | ♣ ♣ * 2 | ♣ ♣ * 2 | ♣ ♣ * 4 | | ♣ ♣ * 3 | ♣ ♣ * | | | | ♣ ♣ * 3 | | | ♣ ♣ * | | |
| 0 | 0 | ZIELONA GÓRA GŁÓWNA | <i>o</i> | 19.11 | 19.45 | 20.42 | | 20.52 | | | 21.35 | 21.49 | | | | 22.44 | | | 23.33 | | |
| 5,353 | 5,353 | Zielona Góra Stary Kisielin | | 19.15 | 19.49 | | | 20.56 | | | 21.39 | 21.53 | | | | 22.48 | | | 23.37 | | |
| 9,010 | 9,010 | Zielona Góra Nowy Kisielin | | 19.18 | 19.53 | | | 21.00 | | | 21.42 | 21.57 | | | | 22.52 | | | 23.41 | | |
| 15,218 | 15,218 | Niedoradz | ▼ | 19.23 | 19.57 | | | 21.05 | | | 21.47 | 22.02 | | | | 22.57 | | | 23.46 | | |
| 23,183 | 23,183 | Nowa Sól | <i>p</i> | 19.28 | 20.03 | 20.57 | | 21.10 | | | 21.55 | 22.07 | | | | 23.02 | | | 23.51 | | |
| 35,150 | 35,150 | Bytom Odrzański | | 19.29 | 20.04 | 20.58 | | 21.11 | | | | 22.08 | | | | 23.02 | | | 23.52 | | |
| 39,018 | 39,018 | <i>Granica Województwa</i> | | 19.37 | 20.16 | | KD SPRINTER | 21.20 | | | | 22.16 | | | | 23.11 | | | 0.00 | | |
| 40,416 | 40,416 | Czerna | | 19.41 | 20.20 | | JERZY WILHELM | 21.24 | | | | 22.20 | | | | 23.15 | | | 0.04 | | |
| 43,053 | 43,053 | Brzeg Głogowski | | 19.43 | 20.23 | | | 21.27 | | | | 22.23 | | | | 23.18 | | | 0.07 | | |
| 45,618 | 45,618 | Głogów Wróblin | | 19.46 | 20.25 | | | 21.30 | | | | 22.26 | | | | 23.21 | | | 0.10 | | |
| 48,433 | 48,433 | Głogów Huta | ▼ | 19.49 | 20.28 | | | 21.32 | | | | 22.29 | | | | 23.24 | | | 0.13 | | |
| 54,763 | 54,763 | Głogów 260, 275 | <i>p</i> | 19.54 | 20.34 | 21.17 | | 21.38 | | | | 22.34 | | | | 23.30 | | | 0.19 | | |
| | | <i>Głogów</i> | <i>275 o</i> | < | < | < | | | | | < | < | | | | < | | | < | | |
| | | <i>Leszno</i> | <i>275 p</i> | < | < | < | | | | | < | < | | | | < | | | < | | |
| 54,763 | 54,763 | Głogów 260, 275 | <i>o</i> | 19.55 | 20.41 | 21.18 | 21.26 | 21.40 | 22.00 | | | 22.37 | | | | | | | | | |
| 59,555 | 59,555 | Krzepów 260 | | | | | 21.45 | 21.45 | 22.05 | | | | | | | | | | | | |
| 66,328 | 66,328 | Grębocice 260 | | 20.03 | 20.50 | | 21.36 | 21.50 | 22.11 | | | 22.46 | | | | | | | | | |
| 76,207 | 76,207 | Rudna Gwizdanów 260 | ▼ | 20.10 | 20.57 | | 21.58 | 21.58 | 22.20 | | | | | | | | | | | | |
| 79,237 | 79,309 | Rudna Miasto 260 | <i>p</i> | 20.13 | 21.00 | | 21.45 | 22.00 | 22.22 | | | 22.55 | | | | | | | | | |
| | | <i>Rudna Miasto</i> | <i>260 o</i> | 20.13 | 21.01 | | 21.45 | < | < | | | 22.56 | | | | | | | | | |
| | | <i>Legnica</i> | <i>260 p</i> | 21.01 | 21.35 | | 22.29 | < | < | | | 23.22 | | | | | | | | | |
| 79,237 | 79,309 | Rudna Miasto 260 | <i>o</i> | < | < | < | | 22.01 | 22.23 | | | < | | | | | | | | | |
| 88,281 | < | Chelmek Wołowski | ▼ | < | < | < | | 22.08 | 22.30 | | | < | | | | | | | | | |
| 95,138 | < | Ścinawa | <i>p</i> | < | < | < | | 22.14 | 22.36 | | | < | | | | | | | | | |
| | | | | 1 | 2 | 3 | 4 | 5 | 6 | 7 | 8 | 9 | 10 | 11 | 12 | 13 | 14 | 15 | 16 | 17 | 18 |

| | | 1 | 2 | 3 | 4 | 5 | 6 | 7 | 8 | 9 | 10 | 11 | 12 | 13 | 14 | 15 | 16 | 17 | 18 |
|----------------------|---------|------------------------|----------|------------------------|---|------------------------|--|---|------------------------------------|------------------------------------|----|----|------------------------------------|----|----|----|----|----|----|
| Informacja o pociągu | | D12 | | D12 | | D12 | IC | | D20 | D20 | | | D12 | | | | | | |
| km | | KD-76502 E 2 ♣♣* | | KD-76504 E 2 ♣♣* | | KD-76504 E 2 ♣♣* | 1-86102 1-2 Ⓜ ♣♣* K | | KD-76416 E 2 ♣♣* 2 | KD-76416 E 2 ♣♣* 4 | | | KD-76508 KD-76506 E 2 ♣♣* | | | | | | |
| 95,138 | ↳ | Ścinawa | o | ↳ | ↳ | ↳ | ↳ | ↳ | 22.15 | 22.37 | | | ↳ | | | | | | |
| 99,305 | ↳ | Małowice Wołowskie | | ↳ | | | ↳ | | 22.20 | 22.41 | | | ↳ | | | | | | |
| 101,973 | ↳ | Orzeszków | | ↳ | | | ↳ | | 22.23 | 22.44 | | | ↳ | | | | | | |
| 113,489 | ↳ | Wołów | p | ↳ | | | ↳ | | 22.31 | 22.53 | | | ↳ | | | | | | |
| 118,493 | ↳ | Łososiowice | o | ↳ | | | ↳ | | 22.32 | 22.54 | | | ↳ | | | | | | |
| 123,537 | ↳ | Brzeg Dolny | | ↳ | | | ↳ | | 22.36 | 22.58 | | | ↳ | | | | | | |
| 127,761 | ↳ | Księginice | | ↳ | | | ↳ | | 22.41 | 23.03 | | | ↳ | | | | | | |
| 130,823 | ↳ | Czerna Mała | | ↳ | | | ↳ | | 22.45 | 23.07 | | | ↳ | | | | | | |
| 133,401 | ↳ | Brzezinka Średzka | | ↳ | | | ↳ | | 22.48 | 23.11 | | | ↳ | | | | | | |
| 140,816 | ↳ | Wrocław Pracze | | ↳ | | | ↳ | | 22.51 | 23.14 | | | ↳ | | | | | | |
| 145,229 | ↳ | Wrocław Stadion | | ↳ | | | ↳ | | 22.57 | 23.20 | | | ↳ | | | | | | |
| 146,674 | ↳ | Wrocław Kuźniki | | ↳ | | | ↳ | | z tab. 260 | z tab. 260 | | | ↳ | | | | | | |
| 148,902 | 175,734 | Wrocław Muchobór | 260 | ↳ | | | ↳ | | z tab. 260 | z tab. 260 | | | ↳ | | | | | | |
| 153,858 | 180,690 | WROCLAW GLOWNY | 260 p | ↳ | | | ↳ | | 22.37 | 23.07 | | | ↳ | | | | | | |
| | | Wrocław Główny | 220, 230 | o | | | ↳ | | 22.43 | 22.48 | | | ↳ | | | | | | |
| | | Bielsko-Biała Główna | | p | | | ↳ | | | | | | ↳ | | | | | | |
| | | Kraków Główny | | p | | | ↳ | | | | | | ↳ | | | | | | |
| | | Przemysł Główny | | p | | | ↳ | | | | | | ↳ | | | | | | |

- 1** poza tym w dniach 7 - 17.IV, 1 - 13.V i od 24.V Zielona Góra Główna przyj. 20.39;
- 2** na odcinku Głogów - Wrocław Główny kursuje codziennie oprócz 7 - 17.IV;
- 3** kursuje w Ⓜ oprócz 5.IV, 1.V;
- 4** kursuje 7 - 17.IV;

| Wrocław Główny Legnica | | 260 o 260 p | | | | | 5.20 6.03 | 4.22 5.17 | | | | | | | 8.21 8.58 | 8.21 8.58 | | |
|---------------------------|--|----------------|---|---------------------------------------|--|---|-------------------------------------|-----------------------------|--------------------------------------|---|--|--|--|-----------------------------|-----------------------------|--------------------------------------|--------------------------------------|--|
| Informacja o pociągu | | | REGIO R-77965 R-77964 2 ♣♣* | D18 R-76219 R-76218 2 ♣♣* | | D18 R-70275/4 R-77967/6 2 ♣♣* | D14 5626 KD-67001 2 ♣♣* | D14 KD-67321 2 ♣♣* | REGIO 5616 R-77811 2 ♣♣* | REGIO R-77973 R-77972 2 ♣♣* | | | | D14 KD-67325 2 ♣♣* | D14 KD-67323 2 ♣♣* | REGIO 5618 R-77813 2 ♣♣* | D18 5821 R-67283/2 2 ♣♣* | |
| km | | | | | | | ♣ | Ⓣ | Ⓣ | Ⓣ | | | | Ⓣ | Ⓣ | Ⓣ | Ⓣ | |
| 0 | LEGNICA | 235, 260 o | | | | | 6.05 | 6.11 | | | | | | 9.10 | 9.10 | | | |
| 5,637 | Jezierzany ▲ | 260 | | | | | 6.10 | 6.16 | | | | | | 9.15 | 9.15 | | | |
| 9,459 | Miłkowice | 260 ↓ | | | | | 6.14 | 6.20 | | | | | | 9.19 | 9.19 | | | |
| 23,779 | Rokitki | 254 p | | | | | 6.25 | < | | | | | | < | < | | | |
| | <i>Chojnów</i> <i>Rokitki</i> | 254 o 254 p | | | | | < | 6.27 | | | | | | 9.27 | 9.27 | | | |
| 23,779 | Rokitki | 254 o | | | | | 6.39 | 6.39 | | | | | | 9.37 | 9.37 | | | |
| 30,930 | Modła | | | | | | 6.45 | 6.45 | | | | | | 9.44 | 9.44 | | | |
| 35,397 | Wierzbowa Śląska ▲ | | | | | | 6.49 | 6.49 | | | | | | 9.49 | 9.49 | | | |
| 41,012 | Studzianka ▲ | | | | | | 6.54 | 6.54 | | | | | | 9.54 | 9.54 | | | |
| 47,687 | <i>Granica Województwa</i> | | | | | | | | | | | | | | | | | |
| 48,120 | Leszno Górne | | | | | | 7.00 | 7.00 | | | | | | 10.01 | 10.01 | | | |
| 63,197 | Małomice | ↓ | | | | | 7.11 | 7.11 | | | | | | 10.13 | 10.13 | | | |
| 74,414 | Żagań | 271 p | | | | | 6.02 | | | | | | | 10.21 | 10.21 | | | |
| | | o | 5.04 | 5.19 | | | 7.21 | 7.21 | 7.40 | 7.41 | | | | 10.22 | 10.22 | 10.36 | 10.49 | |
| 87,252 | Żary | 271 p | 5.15 | 5.30 | | | 7.31 | 7.32 | 7.51 | 7.52 | | | | 10.32 | 10.34 | 10.47 | 10.59 | |
| | <i>Żary</i> | o | 5.16 | < | | | < | < | < | 7.53 | | | | < | < | < | 11.00 | |
| | <i>Zielona Góra Główna</i> | p | 6.18 | < | | | < | < | < | 9.00 | | | | < | < | < | 12.08 | |
| 87,252 | Żary | 271 o | | 5.41 | | | 7.35 | | 7.52 | | | | | 10.33 | | 10.52 | | |
| 92,591 | Sieniawa Żarska | ↓ | | < | | | 7.40 | | 7.56 | | | | | 10.38 | | 10.56 | | |
| 96,520 | Lipinki Łużyckie | | | | | | 7.44 | | 8.00 | | | | | 10.42 | | 11.00 | | |
| 103,655 | Tuplice Dębinka | ↓ | | | | | 7.50 | | 8.07 | | | | | 10.49 | | 11.07 | | |
| 108,732 | Tuplice | p | | | | | 7.54 | | 8.11 | | | | | 10.55 | | 11.11 | | |
| | | o | | | | | 7.55 | | 8.12 | | | | | | | 11.12 | | |
| 122,454 | ZASTĘKI | p | | | | | 8.05 | | 8.22 | | | | | | | 11.22 | | |
| | | o | | | | | 8.06 | | 8.23 | | | | | | | 11.23 | | |
| 122,962 | <i>Granica Państwa</i> | ↓ | | | | | | | | | | | | | | | | |
| 124,682 | FORST /LAUSITZ/ (D) | p | | | | | 8.10 | | 8.27 | | | | | | | 11.27 | | |
| | <i>Forst /Lausitz/</i> <i>Cottbus</i> | o p | | | | | | | 8.30 | | | | | | | 11.30 | | |
| | | | | | | | | | 8.49 | | | | | | | 11.49 | | |

- 1** z Ruszowa kursuje w Ⓣ, a od Żagania codziennie (w dniach 13 - 19.IV na odcinku Buchałów - Zielona Góra Główna ZKA, Zielona Góra Główna przyj. 7.46);
2 kursuje codziennie oprócz 5.IV (w dniach 13 - 19.IV na odcinku Buchałów - Zielona Góra Główna ZKA, Zielona Góra Główna przyj. 12.18);
3 w dniach 13 - 19.IV na odcinku Buchałów - Zielona Góra Główna ZKA (Zielona Góra Główna przyj. 6.28);
4 kursuje codziennie oprócz 5.IV;
5 **KD SPRINTER TELEMANN**;
6 kursuje 5.IV;

270

LEGNICA - ŻAGAŃ - ŻARY - FORST /LAUSITZ/ (D)

Rozkład jazdy wszystkich pociągów
na odcinku Legnica - Miłkowice
tabela 260

| Wrocław Główny | | 260 o | 12.16 | 13.35 | 15.16 | 15.40 | 20.25 | | | | | | | |
|----------------------|----------------------------|---------------|----------|----------|---------|---------------|----------|----------|-----------|----------|---------|-----|-------|----------|
| Legnica | | 260 p | 12.53 | 14.19 | 16.11 | 16.22 | 21.08 | | | | | | | |
| Informacja o pociągu | | REGIO 5620 | D14 | D14 | REGIO | REGIO 5622 | D14 | D14 | REGIO | D14 | REGIO | D14 | REGIO | D14 |
| km | | R-77815 | KD-67327 | KD-67101 | R-77223 | R-77817 | KD-67329 | KD-67003 | R-67291/0 | KD-67331 | R-77819 | | | KD-67103 |
| | | 2 | 2 | 2 | 2 | 2 | 2 | 2 | 2 | 2 | 2 | | | 2 |
| | | ♻️* | ♻️* | ♻️* | ♻️* | ♻️* | ♻️* | ♻️* | ♻️* | ♻️* | ♻️* | | | ♻️* |
| | | Ⓢ | | 4 | Ⓢ | Ⓢ | Ⓢ | Ⓢ | 1 | Ⓢ | Ⓢ | | | 3 |
| 0 | LEGNICA | 235, 260 o | 13.03 | 14.24 | | | 16.16 | 16.23 | | 18.03 | | | | 21.15 |
| 5,637 | Jezierzany ▲ | 260 | 13.08 | 14.29 | | | 16.21 | 16.28 | | 18.08 | | | | 21.19 |
| 9,459 | Miłkowice | 260 ▼ | 13.12 | 14.33 | | | 16.25 | 16.32 | | 18.11 | | | | 21.24 |
| 23,779 | Rokitki | 254 p | < | 14.44 | | | < | 16.42 | | < | | | | 21.35 |
| | <i>Chojnów</i> | 254 o | 13.20 | < | | | 16.33 | < | | 18.19 | | | | < |
| | <i>Rokitki</i> | 254 p | 13.30 | < | | | 16.43 | < | | 18.29 | | | | < |
| 23,779 | Rokitki | 254 o | 13.30 | 14.44 | | | 16.43 | 16.43 | | 18.29 | | | | 21.35 |
| 30,930 | Modła | | 13.37 | 14.50 | | | 16.49 | 16.49 | | 18.36 | | | | 21.41 |
| 35,397 | Wierzbowa Śląska ▲ | | 13.41 | 14.55 | | | 16.53 | 16.54 | | 18.40 | | | | 21.45 |
| 41,012 | Studzianka ▲ | | | | | | | | | | | | | |
| 47,687 | <i>Granica Województwa</i> | | | | | | | | | | | | | |
| 48,120 | Leszno Górne | | 13.50 | 15.10 | | | 17.03 | 17.03 | | 18.57 | | | | 21.55 |
| 63,197 | Małomice | | 14.01 | 15.21 | | 16.12 | 17.13 | 17.13 | | 19.08 | | | | 22.05 |
| 74,414 | Żagań | 271 p | 14.10 | 15.29 | | 16.22 | 17.23 | 17.21 | | 18.47 | 19.16 | | | 22.14 |
| | | o | 13.40 | 14.11 | | | 17.24 | 17.22 | | 18.54 | 19.17 | | 19.40 | 22.15 |
| 87,252 | Żary | 271 p | 13.51 | 14.23 | | | 17.36 | 17.32 | | 19.05 | 19.29 | | 19.51 | 22.25 |
| | <i>Żary</i> | o | < | < | | < | < | < | | 19.15 | < | | < | < |
| | <i>Zielona Góra Główna</i> | p | < | < | | < | < | < | | 20.22 | < | | < | < |
| 87,252 | Żary | 271 o | 13.52 | 16.00 | | 16.38 | | 17.32 | | | 19.52 | | | 22.26 |
| 92,591 | Sieniawa Żarska | | 13.56 | 16.05 | | 16.43 | | 17.37 | | | 19.56 | | | 22.31 |
| 96,520 | Lipinki Łużyckie | | 14.00 | 16.09 | | 16.47 | | 17.41 | | | 20.00 | | | 22.35 |
| 103,655 | Tuplice Dębinka | | 14.07 | 16.15 | | 16.53 | | 17.47 | | | 20.07 | | | 22.41 |
| 108,732 | Tuplice | p | 14.11 | 16.20 | | 16.58 | | 17.51 | | | 20.11 | | | 22.47 |
| | | o | 14.12 | | | 17.12 | | 17.52 | | | 20.12 | | | |
| 122,454 | ZASIEKI | p | 14.22 | | | 17.22 | | 18.02 | | | 20.22 | | | |
| | | o | 14.23 | | | 17.23 | | 18.03 | | | 20.23 | | | |
| 122,962 | <i>Granica Państwa</i> | | | | | | | | | | | | | |
| 124,682 | FORST /LAUSITZ/ (D) | p | 14.27 | | | 17.27 | | 18.07 | | | 20.27 | | | |
| | <i>Forst /Lausitz/</i> | o | 14.30 | | | 17.30 | | | | | 20.30 | | | |
| | <i>Cottbus</i> | p | 14.49 | | | 17.49 | | | | | 20.49 | | | |

- 1 kursuje codziennie oprócz 5.IV (w dniach 13 - 19.IV na odcinku Buchalów - Zielona Góra Główna ZKA, Zielona Góra Główna przyj. 20.33);
2 **KD SPRINTER WITELON**;
3 **KD SPRINTER KEPLER**;
4 **KD SPRINTER BÖBR**;

| Cottbus Forst /Lausitz/ | | o | 6.09 | | | | 9.07 | | | | | | 12.07 | | | | |
|----------------------------|---------------------|------------------------|--------------------------|------------------------|--|------------------------|----------------------------------|-------|------------------------|---------------------------------|--|--------------------------|------------|------------|--|------------|-------|
| | | p | 6.29 | | | | 9.27 | | | | | | 12.27 | | | | |
| Informacja o pociągu | | D14 | REGIO 5615 R-77800 | D14 | | D14 | REGIO 5627 5617 R-77802 | | D14 | D18 | | REGIO 5619 R-77804 | | | | D14 | |
| km | | KD-76102 2 b o * | 2 b o * | KD-76310 2 b o * | | KD-76000 2 b o * | 2 b o * | | KD-76312 2 b o * | 5822 R-76225/4 2 b o * | | 2 b o * | 1 b o * | 2 b o * | | 2 b o * | |
| | | 4 | Ⓣ | Ⓣ | | Ⓣ 3 | Ⓣ | | 2 | 1 | | Ⓣ | | | | Ⓣ | |
| 0 | FORST /LAUSITZ/ (D) | o | 6.32 | | | | 8.40 | 9.30 | | | | | | | | 12.30 | |
| 1,720 | Granica Państwa | ↓ | | | | | | | | | | | | | | | |
| 2,228 | ZASIEKI | p | 6.34 | | | | 8.44 | 9.34 | | | | | | | | 12.34 | |
| | | o | 6.35 | | | | 8.44 | 9.34 | | | | | | | | 12.34 | |
| | | p | 6.45 | | | | 8.54 | 9.44 | | | | | | | | 12.44 | |
| 15,950 | Tuplice | p | | | | | 8.55 | 9.45 | | | | | | | | 12.45 | |
| 21,027 | Tuplice Dębinka | o | 5.16 | | | | 8.59 | 9.49 | | | | 11.11 | | | | 12.49 | |
| 28,162 | Lipinki Łużyckie | ↓ | 5.21 | | | | 9.06 | 9.55 | | | | 11.16 | | | | 12.55 | |
| 32,091 | Sieniawa Żarska | ↓ | 5.27 | | | | 9.10 | 9.59 | | | | 11.22 | | | | 12.59 | |
| 37,430 | Żary | 271 p | 5.31 | | | | 9.14 | 10.05 | | | | 11.26 | | | | 13.05 | |
| | | o | 5.36 | | | | | | | | | 11.31 | | | | | |
| | Zielona Góra Główna | o | < | < | | | < | < | | | | < | 10.48 | | | | |
| | Żary | p | < | < | | | < | < | | | | < | 11.51 | | | | |
| 37,430 | Żary | 271 o | 5.39 | | | 7.07 | 7.41 | 9.24 | 10.06 | | | 11.32 | 11.52 | | | 13.06 | 14.35 |
| 50,268 | Żagań | 271 p | 5.50 | | | 7.19 | 7.53 | 9.35 | 10.18 | | | 11.44 | 12.04 | | | 13.18 | 14.47 |
| | | o | 5.51 | | | | 7.54 | 9.36 | | | | 11.45 | 12.11 | | | | 14.48 |
| 61,485 | Małomice | ↓ | 6.00 | | | | 8.03 | 9.45 | | | | 11.54 | < | | | | 14.57 |
| 76,562 | Leszno Górne | ↓ | 6.11 | | | | 8.14 | 10.06 | | | | 12.05 | cd. tab. | | | | 15.11 |
| 76,995 | Granica Województwa | | | | | | | | | | | | 271 | | | | |
| 83,670 | Studzianka ▲ | | | | | | | | | | | 12.11 | do Górniz | | | | 15.18 |
| 89,285 | Wierzbowa Śląska ▲ | ↓ | 6.21 | | | | 8.24 | 10.16 | | | | 12.16 | | | | | 15.24 |
| 93,752 | Modła | ↓ | 6.26 | | | | 8.28 | 10.20 | | | | 12.21 | | | | | 15.28 |
| 100,903 | Rokitki | 254 p | 6.32 | | | | 8.33 | 10.26 | | | | 12.26 | | | | | 15.35 |
| | Rokitki | 254 o | < | | | | < | < | | | | < | | | | | 15.36 |
| | Chojnów | 254 p | < | | | | < | < | | | | < | | | | | 15.45 |
| 100,903 | Rokitki | 254 o | 6.33 | | | | 8.34 | 10.27 | | | | 12.27 | | | | | < |
| 115,223 | Miłkowice | 260 ↓ | 6.43 | | | | 8.45 | 10.37 | | | | 12.40 | | | | | 15.53 |
| 115,223 | Jezierzano ▲ | 260 ↓ | 6.47 | | | | 8.49 | 10.41 | | | | 12.44 | | | | | 15.57 |
| 124,682 | LEGNICA | 235, 260 p | 6.53 | | | | 8.55 | 10.47 | | | | 12.50 | | | | | 16.03 |
| | Legnica | 260 o | 7.03 | | | | 9.06 | 10.54 | | | | 13.15 | | | | | 16.37 |
| | Wrocław Główny | 260 p | 7.48 | | | | 9.43 | 11.40 | | | | 13.53 | | | | | 17.33 |

- 1 w dniach 13 - 19.IV na odcinku Zielona Góra Główna - Buchałów ZKA (Zielona Góra Główna odj. 10.37);
2 z Tuplic kursuje w Ⓣ, a od Żar codziennie;
3 **KD SPRINTER WITELON**;
4 **KD SPRINTER BÓBR**;

270

FORST /LAUSITZ/ (D) - ŻARY - ŻAGAŃ - LEGNICA

Rozkład jazdy wszystkich pociągów
na odcinku Miłkowice - Legnica
tabela 260

| Cottbus Forst /Lausitz/ | | o | 15.07 | | | | | | 18.07 | | | | | | | | |
|----------------------------|----------------------------|--|---|--------------------------------|-------|--------------------------------|-------|--|---|--------------------------------|---|-------|--|--|-------|--|---|
| | | p | 15.27 | | | | | | 18.32 | | | | | | | | |
| Informacja o pociągu | | REGIO R-77963 R-77962 2 2 1 3 | REGIO 5621 R-77806 2 2 1 | D14 KD-76104 2 2 1 | | D14 KD-76318 2 2 1 | | D14 5623 KD-76002 2 2 1 5 | REGIO 5623 R-77808 2 2 1 | D14 KD-76320 2 2 1 | D18 5318 R-76231/0 2 2 4 | | REGIO R-77959 R-77958 2 2 1 | | | REGIO R-77221 R-77220 2 2 2 | D18 5789 R-67295/4 2 2 2 |
| km | | | | | | | | | | | | | | | | | |
| 0 | FORST /LAUSITZ/ (D) | o | 15.30 | | | | | | 18.35 | 18.35 | | | | | | | |
| 1,720 | Granica Państwa | ↓ | | | | | | | | | | | | | | | |
| 2,200 | ZASIEKI | p | 15.34 | | | | | | 18.39 | 18.39 | | | | | | | |
| | | o | 15.34 | | | | | | 18.39 | 18.39 | | | | | | | |
| | | p | 15.44 | | | | | | 18.49 | 18.49 | | | | | | | |
| 15,950 | Tuplice | o | 15.45 | | 17.00 | | | | 18.50 | 18.50 | | | | | | | |
| 21,027 | Tuplice Dębinka | ↓ | 15.49 | | 17.05 | | | | 18.54 | 18.54 | | | | | | | |
| 28,160 | Lipinki Łużyckie | ↓ | 15.55 | | 17.11 | | | | 19.00 | 19.00 | | | | | | | z tab. 271 |
| 32,091 | Sieniawa Żarska | ↓ | 15.59 | | 17.15 | | | | 19.04 | 19.04 | | | | | | | (|
| 37,430 | Żary | 271 p | 16.04 | | 17.20 | | | | 19.10 | 19.10 | | | | | | | 23.45 |
| | Zielona Góra Główna | o | 14.26 | < | < | | | | < | < | | 19.03 | | | 20.28 | | 22.33 |
| | Żary | p | 15.30 | < | < | | | | < | < | | 20.05 | | | 21.30 | | 23.36 |
| 37,430 | Żary | 271 o | 15.31 | 16.05 | 17.21 | | 18.22 | 19.13 | 19.14 | 19.48 | 20.11 | 21.31 | | | 21.31 | | 23.36 |
| | | p | 15.43 | 16.18 | 17.32 | | 18.34 | 19.24 | 19.26 | 20.00 | 20.24 | 21.44 | | | 21.44 | | 23.49 |
| 50,268 | Żagań | 271 o | 15.44 | | 17.33 | | 18.35 | 19.25 | | 20.01 | 20.30 | | | | | | |
| | | p | 15.53 | | 17.42 | | 18.44 | 19.33 | | 20.10 | < | | | | | | |
| 61,485 | Małomice | ↓ | | | 17.53 | | 18.56 | 19.46 | | 20.21 | cd. tab. 271 | | | | | | |
| 76,562 | Leszno Górne | p | | | | | | | | | | | | | | | |
| 76,995 | Granica Województwa | | | | | | | | | | | | | | | | |
| 83,670 | Studzianka ▲ | | | | | | | | | | | | | | | | |
| 89,285 | Wierzbowa Śląska ▲ | | | | 18.02 | | 19.07 | 19.57 | | 20.31 | do Górz 271 | | | | | | |
| 93,752 | Modła | ↓ | | | 18.06 | | 19.11 | 20.01 | | 20.35 | | | | | | | |
| 100,903 | Rokitki | 254 p | | | 18.11 | | 19.18 | 20.07 | | 20.42 | | | | | | | |
| | Rokitki | 254 o | | | | | 19.18 | < | | 20.42 | | | | | | | |
| | Chojnów | 254 p | | | | | 19.28 | < | | 20.52 | | | | | | | |
| 100,903 | Rokitki | 254 o | | | 18.12 | | < | 20.08 | | < | | | | | | | |
| 115,223 | Miłkowice | 260 ↓ | | | 18.22 | | 19.36 | 20.18 | | 20.59 | | | | | | | |
| 115,223 | Jezierzano ▲ | 260 ↓ | | | 18.25 | | 19.40 | 20.22 | | 21.03 | | | | | | | |
| 124,682 | LEGNICA | 235, 260 p | | | 18.30 | | 19.45 | 20.27 | | 21.08 | | | | | | | |
| | Legnica | 260 o | | | 18.31 | | 19.50 | 20.29 | | 21.27 | | | | | | | |
| | Wrocław Główny | 260 p | | | 19.21 | | 20.44 | 21.12 | | 22.04 | | | | | | | |

- 1 kursuje codziennie oprócz 5.IV (w dniach 13 - 19.IV na odcinku Zielona Góra Główna - Buchałów ZKA, Zielona Góra Główna odj. 20.17);
2 w dniach 13/14 - 19/20.IV na odcinku Zielona Góra Główna - Buchałów ZKA (Zielona Góra Główna odj. 22.22);
3 w dniach 13 - 17.IV na odcinku Zielona Góra Główna - Buchałów ZKA (Zielona Góra Główna odj. 14.14);
4 w dniach 13 - 19.IV na odcinku Zielona Góra Główna - Buchałów ZKA (Zielona Góra Główna odj. 18.52);
5 **KD SPRINTER TELEMANN;**
6 **KD SPRINTER KEPLER;**

| Görlitz | | 260 o | | | | 9.08 | | 11.08 | | | | 15.08 | | 17.10 | | 19.10 | | | 22.20 |
|----------------------|-------------------------|------------|------------|------|--|------------|--|------------|--|--|--|------------|--|------------|--|------------|--|--|------------|
| Zgorzelec | | 260 o | | | | 9.13 | | 11.12 | | | | 15.12 | | 17.15 | | 19.15 | | | 22.25 |
| Węgliniec | | 260 p | | | | 9.34 | | 11.34 | | | | 15.34 | | 17.37 | | 19.36 | | | 22.47 |
| Informacja o pociągu | | D18 | D18 | | | D18 | | D18 | | | | D18 | | D18 | | D18 | | | D18 |
| | | R-70275 | R-67281 | | | 5821 | | 5823 | | | | 5825 | | 5827 | | 5319 | | | 5789 |
| | | R-70274 | R-67280 | | | R-67283/2 | | R-67285/4 | | | | R-67289/8 | | R-67291/0 | | R-67293/2 | | | R-67295/4 |
| | | 2 | 2 | | | 2 | | 2 | | | | 2 | | 2 | | 2 | | | 2 |
| | | ♣ ♣ * | ♣ ♣ * | | | ♣ ♣ * | | ♣ ♣ * | | | | ♣ ♣ * | | ♣ ♣ * | | ♣ ♣ * | | | ♣ ♣ * |
| km | | 4 | 1 | | | 2 | | 5 | | | | 6 | | 3 | | 7 | | | |
| 0 | WĘGLINIEC | 255, 260 o | 6.45 | | | 9.40 | | 11.40 | | | | 15.40 | | 17.52 | | 19.45 | | | 22.53 |
| 2,988 | Stary Węgliniec | | 6.49 | | | 9.45 | | 11.44 | | | | 15.44 | | 17.56 | | 19.49 | | | 22.57 |
| 8,789 | Jagodzin | | 6.57 | | | 9.53 | | 11.52 | | | | 15.52 | | 18.04 | | 19.57 | | | 23.05 |
| 13,812 | Ruszków | 5.26 | 7.05 | | | 10.00 | | 11.59 | | | | 16.00 | | 18.12 | | 20.05 | | | 23.12 |
| 17,861 | Okraglica | | 7.10 | | | | | | | | | 16.05 | | | | | | | |
| 20,709 | Granica Województwa | | | | | | | | | | | | | | | | | | |
| 25,114 | Iłowa Żagańska | 5.40 | 7.19 | | | 10.14 | | 12.13 | | | | 16.14 | | 18.26 | | 20.19 | | | 23.26 |
| 29,999 | Konin Żagański | 5.45 | 7.25 | | | 10.20 | | 12.19 | | | | 16.20 | | 18.31 | | 20.24 | | | 23.32 |
| 32,451 | Jankowa Żagańska | p 5.48 | 7.28 | | | 10.23 | | 12.22 | | | | 16.23 | | 18.34 | | 20.27 | | | 23.35 |
| 32,451 | Jankowa Żagańska | o 5.49 | < | | | 10.23 | | < | | | | < | | 18.35 | | < | | | < |
| 43,562 | ŻAGAŃ | p 6.02 | < | | | 10.36 | | < | | | | < | | 18.47 | | < | | | < |
| 32,451 | Jankowa Żagańska | o < | 7.28 | | | < | | 12.22 | | | | 16.23 | | < | | 20.28 | | | 23.35 |
| 36,129 | Żary Kunice | ↓ < | 7.32 | | | < | | 12.26 | | | | 16.27 | | < | | 20.32 | | | 23.39 |
| 40,878 | ŻARY | p 6.31 | 7.38 | | | 10.59 | | 12.32 | | | | 16.33 | | 19.05 | | 20.37 | | | 23.45 |
| | Żary | 270 o | 6.32 | 7.53 | | 11.00 | | 12.33 | | | | 16.53 | | 19.15 | | 20.39 | | | 23.51 |
| | Żagań | 270 p | < | < | | < | | < | | | | < | | < | | < | | | 0.04 |
| | Zielona Góra Główna | p 7.35 | 9.00 | | | 12.08 | | 13.36 | | | | 17.54 | | 20.22 | | 21.47 | | | |

- 1** kursuje codziennie oprócz 5.IV (w dniach 13 - 19.IV na odcinku Buchałów - Zielona Góra Główna ZKA, Zielona Góra Główna przyj. 9.11);
2 kursuje codziennie oprócz 5.IV (w dniach 13 - 19.IV na odcinku Buchałów - Zielona Góra Główna ZKA, Zielona Góra Główna przyj. 12.18);
3 kursuje codziennie oprócz 5.IV (w dniach 13 - 19.IV na odcinku Buchałów - Zielona Góra Główna ZKA, Zielona Góra Główna przyj. 20.33);
4 w dniach 13 - 17.IV na odcinku Buchałów - Zielona Góra Główna ZKA (Zielona Góra Główna przyj. 7.46);
5 w dniach 13 - 19.IV na odcinku Buchałów - Zielona Góra Główna ZKA (Zielona Góra Główna przyj. 13.46);
6 w dniach 13 - 19.IV na odcinku Buchałów - Zielona Góra Główna ZKA (Zielona Góra Główna przyj. 18.04);
7 w dniach 13 - 19.IV na odcinku Buchałów - Zielona Góra Główna ZKA (Zielona Góra Główna przyj. 21.58);

271

ŻARY ŻAGAŃ - JANKOWA ŻAGAŃSKA - WĘGLINIEC

| | | | | | | | | | | | | | | | | | |
|----------------------|-------------------------|------------|------------|------|---------|------------|--|-----------|-------------|-----------|-------------|--|-----------|-------------|--|-----------|-------------|
| Zielona Góra Główna | o | | | | | 7.42 | | | 10.48 | | 13.38 | | | 15.49 | | | 19.03 |
| Żagań | 270 o | | | 5.19 | | < | | | < | | < | | | < | | | < |
| Żary | 270 p | | | 5.30 | | 8.44 | | | 11.51 | | 14.41 | | | 16.51 | | | 20.05 |
| Informacja o pociągu | | D18 | D18 | | | D18 | | | D18 | | D18 | | | D18 | | | D18 |
| | | R-76215 | R-76217 | | | R-76219 | | | 5820 | | 5822 | | | 5824 | | | 5826 |
| | R-76214 | R-76216 | | | R-76218 | | | R-76221/0 | | R-76225/4 | | | R-76227/6 | | | R-76229/8 | |
| | 2 | 2 | | | 2 | | | 2 | | 2 | | | 2 | | | 2 | |
| | ♣ ♣ * | ♣ ♣ * | | | ♣ ♣ * | | | ♣ ♣ * | | ♣ ♣ * | | | ♣ ♣ * | | | ♣ ♣ * | |
| km | | Ⓞ | Ⓡ | | | Ⓠ | | | Ⓡ | | Ⓡ | | | Ⓡ | | | Ⓡ |
| 0 | ŻARY | 270 o | | | | 5.41 | | | 8.45 | | 11.52 | | | 14.42 | | | 16.53 |
| 4,749 | Żary Kunice | ↓ | | | | | | | 8.50 | | | | | 14.47 | | | 16.58 |
| 8,427 | Jankowa Żagańska | p | | | | 5.50 | | | 8.54 | | | | | 14.51 | | | 17.03 |
| 0 | ŻAGAŃ | 270 o | 4.27 | 4.33 | | < | | | < | | 12.11 | | | < | | | < |
| 11,111 | Jankowa Żagańska | p | 4.40 | 4.46 | | < | | | < | | 12.23 | | | < | | | < |
| 8,427 | Jankowa Żagańska | o | 4.40 | 4.46 | | 5.50 | | | 8.55 | | 12.24 | | | 14.52 | | | 17.03 |
| 10,879 | Konin Żagański | | 4.43 | 4.49 | | 5.53 | | | 8.58 | | 12.27 | | | 14.55 | | | 17.06 |
| 15,764 | Iłowa Żagańska | | 4.49 | 4.55 | | 5.59 | | | 9.03 | | 12.32 | | | 15.00 | | | 17.12 |
| 20,169 | Granica Województwa | | | | | | | | | | | | | | | | |
| 23,017 | Okrażlica | | | | | | | | | | | | | 15.09 | | | 17.21 |
| 27,066 | Ruszów | | 5.10 | 5.10 | | 6.13 | | | 9.17 | | 12.47 | | | 15.15 | | | 17.27 |
| 32,089 | Jagodzin | | 5.17 | 5.17 | | 6.20 | | | 9.24 | | 12.54 | | | 15.22 | | | 17.34 |
| 37,890 | Stary Węgliniec | ↓ | 5.25 | 5.25 | | 6.28 | | | 9.32 | | 13.02 | | | 15.30 | | | 17.42 |
| 40,878 | WĘGLINIEC | 255, 260 p | 5.30 | 5.30 | | 6.32 | | | 9.37 | | 13.06 | | | 15.35 | | | 17.47 |
| | Węgliniec | 260 o | | | | 6.43 | | | 9.48 | | 13.17 | | | 15.42 | | | 17.53 |
| | Zgorzelec | 260 o | | | | 7.06 | | | 10.11 | | 13.40 | | | 16.05 | | | 18.15 |
| | Görlitz | 260 p | | | | | | | 10.16 | | 13.49 | | | 16.14 | | | 18.19 |

- 1** kursuje codziennie oprócz 5.IV (w dniach 13 - 19.IV na odcinku Zielona Góra Główna - Buchatów ZKA, Zielona Góra Główna odj. 13.27);
2 w dniach 13 - 19.IV na odcinku Zielona Góra Główna - Buchatów ZKA (Zielona Góra Główna odj. 7.31);
3 w dniach 13 - 19.IV na odcinku Zielona Góra Główna - Buchatów ZKA (Zielona Góra Główna odj. 10.37);
4 w dniach 13 - 19.IV na odcinku Zielona Góra Główna - Buchatów ZKA (Zielona Góra Główna odj. 15.37);
5 w dniach 13 - 19.IV na odcinku Zielona Góra Główna - Buchatów ZKA (Zielona Góra Główna odj. 18.52);
6 kursuje codziennie oprócz 5.IV;
7 kursuje w © oprócz 5.IV;




















| Informacja o pociągu | | D23 | D23 | D23 | D23 | D23 | D23 | D23 | D23 | D23 | D23 |
|----------------------|----------------------------|------------------------|------------------------|------------------------|-----|-----|------------------------|------------------------|------------------------|------------------------|-----------------------------|
| km | | KW-67212 2 ♣ ♣ * | KW-67214 2 ♣ ♣ * | KW-67216 2 ♣ ♣ * | | | KW-67218 2 ♣ ♣ * | KW-67220 2 ♣ ♣ * | KW-67222 2 ♣ ♣ * | KW-67224 2 ♣ ♣ * | KW-67226 2 ♣ ♣ * |
| 0 | GŁOGÓW 260, 265 o | 6.28 | 8.21 | 10.25 | | | 13.29 | 15.39 | 17.37 | 20.02 | 21.57 |
| 8,958 | Głogówko | 6.38 | 8.31 | 10.35 | | | 13.39 | 15.49 | 17.47 | 20.12 | 22.07 |
| 13,764 | <i>Granica Województwa</i> | | | | | | | | | | |
| 17,208 | Stare Drzewce | 6.45 | 8.38 | 10.42 | | | 13.46 | 15.56 | 17.55 | 20.19 | 22.14 |
| 25,758 | Wschowa | 6.53 | 8.46 | 10.50 | | | 13.54 | 16.04 | 18.03 | 20.27 | 22.22 |
| 37,713 | Lasocice | 7.02 | 8.55 | 10.59 | | | 14.03 | 16.13 | 18.12 | 20.36 | 22.31 |
| 44,641 | LESZNO 280 p | 7.10 | 9.03 | 11.07 | | | 14.11 | 16.21 | 18.19 | 20.44 | 22.39 |
| z powrotem | | | | | | | | | | | |
| Informacja o pociągu | | D23 | D23 | D23 | D23 | D23 | D23 | D23 | D23 | D23 | D23 |
| km | | KW-76207 2 ♣ ♣ * | KW-76209 2 ♣ ♣ * | KW-76211 2 ♣ ♣ * | | | KW-76213 2 ♣ ♣ * | KW-76233 2 ♣ ♣ * | KW-76235 2 ♣ ♣ * | KW-76237 2 ♣ ♣ * | KW-76205 2 ♣ ♣ * I |
| 0 | LESZNO 280 o | 5.22 | 7.24 | 9.18 | | | 12.20 | 14.40 | 16.39 | 18.42 | 20.36 |
| 6,928 | Lasocice | 5.32 | 7.34 | 9.28 | | | 12.30 | 14.50 | 16.49 | 18.52 | 20.45 |
| 18,883 | Wschowa | 5.41 | 7.43 | 9.37 | | | 12.39 | 14.59 | 16.58 | 19.01 | 20.55 |
| 27,433 | Stare Drzewce | 5.48 | 7.50 | 9.44 | | | 12.46 | 15.06 | 17.05 | 19.08 | 21.02 |
| 30,877 | <i>Granica Województwa</i> | | | | | | | | | | |
| 35,683 | Głogówko | 5.55 | 7.57 | 9.51 | | | 12.53 | 15.13 | 17.12 | 19.15 | 21.09 |
| 44,641 | GŁOGÓW 260, 265 p | 6.05 | 8.07 | 10.01 | | | 13.03 | 15.23 | 17.22 | 19.25 | 21.19 |

I z Ostrowa Wielkopolskiego;

276

RAWICZ - GÓRA ŚLĄSKA

Rozkład jazdy wszystkich pociągów na odcinku
Rawicz - Bojanowo
tabela 280

| Wrocław Główny | | 280 o | | | 6.14 | 6.29 | | 8.47 | | 11.36 | | 13.15 | | 15.15 | 16.43 | 18.33 | | 21.37 | |
|----------------------|--------------------|-------|---|--|---|--|---|---|---|---|---|---|---|---|---|---|--|---|--|
| Rawicz | | 280 p | | | 7.04 | 7.25 | | 9.50 | | 12.30 | | 14.13 | | 16.08 | 17.54 | 19.31 | | 22.30 | |
| Informacja o pociągu | | | D31 | | D31 | D31 | | D31 | | D31 | | D31 | | D31 | D31 | D31 | | D31 | |
| km | | | KD-79901 | | KD-79903 | KD-79905 | | KD-79907 | | KD-79909 | | KD-79911 | | KD-79913 | KD-79915 | KD-79917 | | KD-79919 | |
| | | |  | |  |  | |  | |  | |  | |  |  |  | |  | |
| | | | | | ⓓ | ⓐ | | | | | | | | | | | | | |
| 0 | RAWICZ | 280 o | 4.33 | | 7.09 | 7.30 | | 9.55 | | 12.35 | | 14.29 | | 16.20 | 17.59 | 19.37 | | 22.35 | |
| 12,249 | Bojanowo | | 4.54 | | 7.30 | 7.51 | | 10.16 | | 12.56 | | 14.50 | | 16.41 | 18.20 | 19.58 | | 22.56 | |
| 17,599 | Zaborowice | | 5.00 | | 7.36 | 7.57 | | 10.22 | | 13.02 | | 14.56 | | 16.47 | 18.26 | 20.04 | | 23.02 | |
| 20,824 | Borszyn Wielki | | 5.05 | | 7.41 | 8.02 | | 10.27 | | 13.07 | | 15.01 | | 16.52 | 18.31 | 20.09 | | 23.07 | |
| 23,101 | Borszyn Mały | | 5.08 | | 7.44 | 8.05 | | 10.30 | | 13.10 | | 15.04 | | 16.55 | 18.34 | 20.12 | | 23.10 | |
| 27,437 | GÓRA ŚLĄSKA | p | 5.17 | | 7.53 | 8.14 | | 10.39 | | 13.19 | | 15.13 | | 17.04 | 18.43 | 20.21 | | 23.19 | |
| z powrotem | | | | | | | | | | | | | | | | | | | |
| Informacja o pociągu | | | D31 | | D31 | | D31 | | D31 | | D31 | | D31 | D31 | | D31 | | D31 | |
| km | | | KD-79940 | | KD-79942 | | KD-79944 | | KD-79946 | | KD-79948 | | KD-79950 | KD-79952 | | KD-79954 | | KD-79956 | |
| | | |  | |  | |  | |  | |  | |  |  | |  | |  | |
| 0 | GÓRA ŚLĄSKA | o | 5.18 | | 8.29 | | 11.43 | | 13.42 | | 15.33 | | 17.12 | 18.50 | | 20.36 | | 23.20 | |
| 4,336 | Borszyn Mały | | 5.24 | | 8.35 | | 11.49 | | 13.48 | | 15.39 | | 17.18 | 18.56 | | 20.42 | | 23.26 | |
| 6,613 | Borszyn Wielki | | 5.27 | | 8.38 | | 11.52 | | 13.51 | | 15.42 | | 17.21 | 18.59 | | 20.45 | | 23.29 | |
| 9,838 | Zaborowice | | 5.32 | | 8.43 | | 11.57 | | 13.56 | | 15.47 | | 17.26 | 19.04 | | 20.50 | | 23.34 | |
| 15,188 | Bojanowo | | 5.41 | | 8.52 | | 12.06 | | 14.05 | | 15.56 | | 17.35 | 19.13 | | 20.59 | | 23.43 | |
| 27,437 | RAWICZ | 280 p | 6.04 | | 9.15 | | 12.29 | | 14.28 | | 16.19 | | 17.58 | 19.36 | | 21.22 | | 0.06 | |
| | Rawicz | 280 o | 6.14 | | 9.25 | | 12.39 | | 14.44 | | 16.39 | | 18.18 | 19.46 | | 21.32 | | 2.22 | |
| | Wrocław Główny | 280 p | 7.14 | | 10.18 | | 13.36 | | 15.45 | | 17.38 | | 19.19 | 20.41 | | 22.28 | | 2.58 | |

| | | | | | | | | | | | | | | | | | | | |
|---------------------------------------|---------------------------------------|--|--------------|--|--|--|--|----------------------|---------------|----------------------|--|---------------------|--|--|--|----------------------|--|--|--|
| Przemysł Główny / Zakopane* | o | 18.49 | | | | | | | | | | | | | | | | | |
| Kraków Główny / Bielsko-Biała Główna* | o | 21.36 | | | | | | | | | | | | | | | | | |
| Katowice / Wien Hauptbahnhof* | o | 22.38 | | | | | | | | | | | | | | | | | |
| Wrocław Główny | 220 p | 0.45 | | | | | | | | | | | | | | | | | |
| Szklarska Poręba Góra / Praha hl. n.* | 240 o | < | | | | | | | | | | | | | | | | | |
| Jelenia Góra / Kłodzko Miasto* | 240 o | < | | | | | | | | | | | | | | | | | |
| Wrocław Główny | 230, 240 p | < | | | | | | | | | | | | | | | | | |
| Informacja o pociągu | | IC 430 <i>I-37011</i> 2 * 1 | | | | | | PKM1 | D31 | PKM1 | | REGIO | | IC | EIC | PKM1 | | | |
| km | | | | | | | | KW-77511 E 2 * | KD-79901 * | KW-70293 E 2 * | | R-77781 E 2 * | | I-6501 1-2 * K 2 | I-6113 1-2 * K 3 | KW-77439 E 2 * | | | |
| 0 | WROCLAW GŁÓWNY | 200, 204 o | 0.53 | | | | | | | | | | | 5.03 | 5.16 | | | | |
| 3,971 | Wrocław Mikołajów | 200, 204 | | | | | | | | | | | | | | | | | |
| 5,189 | Wrocław Popowice | | | | | | | | | | | | | | | | | | |
| 6,397 | Wrocław Różanka | | | | | | | | | | | | | | | | | | |
| 9,718 | Wrocław Osobowice | | | | | | | | | | | | | | | | | | |
| 13,720 | Wrocław Świniary | | | | | | | | | | | | | | | | | | |
| 16,007 | Szewce | | | | | | | | | | | | | | | | | | |
| 19,608 | Pegów | | | | | | | | | | | | | | | | | | |
| 26,376 | Oborniki Śląskie | | 1.08 | | | | | | | | | | | | | | | | |
| 31,290 | Osola | | | | | | | | | | | | | | | | | | |
| 36,832 | Skokowa | | | | | | | | | | | | | | | | | | |
| 47,151 | Żmigrod | p | 1.18 | | | | | | | | | | | | | | | | |
| | | o | 1.19 | | | | | | | | | | | | | | | | |
| 51,800 | Garbce | | | | | | | | | | | | | | | | | | |
| 55,580 | Korzeńsko | | | | | | | | | | | | | | | | | | |
| 59,693 | Granica Województwa | | | | | | | | | | | | | | | | | | |
| 63,062 | Rawicz | 276 p | 1.27 | | | | | | | | | | | | | | | | |
| | | o | 1.29 | | | | | | | | | | | | | | | | |
| 75,311 | Bojanowo | 276 | | | | | | | | | | | | | | | | | |
| 81,732 | Kaczkowo | | | | | | | | | | | | | | | | | | |
| 85,707 | Rydzyna | | | | | | | | | | | | | | | | | | |
| 95,798 | LESZNO | 275 p | 1.45 | | | | | | | | | | | | | | | | |
| | Leszno | 275 o | 1.46 | | | | | | | | | | | | | | | | |
| | Poznań Główny | p | 2.22 | | | | | | | | | | | | | | | | |
| | Warszawa Centralna / Szczecin Główny* | p | 5.09* | | | | | | | | | | | | | | | | |
| | Warszawa Wschodnia / Świnoujście* | p | 6.38* | | | | | | | | | | | | | | | | |
| | Kołobrzeg / Berlin Hauptbahnhof* | p | 6.14* | | | | | | | | | | | | | | | | |
| | Gdynia Główna / Słupsk* | p | < | | | | | | | | | | | | | | | | |
| | Hel / Ustka* | p | < | | | | | | | | | | | | | | | | |
| | | | | | | | | | | | | | | | | | | | |

- 1** w relacji Przemysł Główny - Berlin Hauptbahnhof / Świnoujście kursuje codziennie, a w relacji Przemysł Główny - Berlin Charlottenburg / Świnoujście codziennie oprócz 27/28, 28/29.III (w dniach 11/12, 12/13, 26/27 - 28/29.III Wrocław Gł. przyj. 0.50, w dniu 28/29.III Poznań Gł. przyj. 3.22, Szczecin Gł. 6.07, Świnoujście 7.33, a w dniach 7/8 - 22/23.IV Szczecin Gł. przyj. 5.18; poza tym w dniach 7/8 - 12/13, 14/15.IV Świnoujście przyj. 6.43, w dniu 13/14.IV godz. 7.08, a w dniach 15/16 - 5/6.V godz. 6.50; ponadto w dniu 7/8.III Przemysł Gł. odj. 18.54, Katowice 22.51, a od 29.IV Katowice odj. 22.44; dodatkowo w dniach 27/28, 28/29.III na odcinku Frankfurt (Oder) - Berlin Hauptbahnhof ZKA, Berlin Hbf w dniu 27/28.III przyj. 7.30, a w dniu 28/29.III godz. 8.30);
- 2** w dniach 9 - 13, 16 - 20, 23 - 27, 30.III - 3.IV Gdynia Główna przyj. 10.16, a w dniach 14, 15, 28, 29.III godz. 10.22;
- 3** kursuje - oprócz 6.IV;

Zastępcza Komunikacja Autobusowa
Lokalizacje przystanków ZKA na str. 224

280

WROCLAW - ŻMIGRÓD - RAWICZ - LESZNO

| | | | | | | | | | | | | | | z Międzydziesią | | | | | | | | | | | | | |
|--|---|--|--|--|--|--------------------------------|--|---|--|---|--|---------------------------------------|--|---|--|--|--|--|--|---------------------------------------|--|---|--|--|--|---|--|
| Przemyśl Główny / Zakopane* | | | | | | | | | | | | | | | | 4.39 | | | | | | | | | | | |
| Kraów Główny / Bielsko-Biała Główna* | | | | | | | | | | | | | | | | 5.44 | | | | | | | | | | | |
| Katowice / Wien Hauptbahnhof* | | | | | | | | | | | | | | | | 7.56 | | | | | | | | | | | |
| Wrocław Główny 220 p | | | | | | | | | | | | | | | | | | | | | | | | | | | |
| Szlarska Poręba Góra / Praha hl. n.* 240 o | | | | | | | | | | | | | | 4.37* | | 5.27* | | 6.41* | | | | | | | | | |
| Jelenia Góra / Kłodzko Miasto* 240 o | | | | | | | | | | | | | | 5.57 | | 6.59 | | 8.06 | | | | | | | | | |
| Wrocław Główny 230, 240 p | | | | | | | | | | | | | | | | | | | | | | | | | | | |
| Informacja o pociągu | | IC I-6813 1-2 R ♣ ♣ ♣ * | | IC I-6811 1-2 R ♣ ♣ * | | PKM1 KW-77827 2 ♣ ♣ * | | D3 KD-60624 KD-60625 E 2 ♣ ♣ * | | D31 KD-79903 R-67921 E 2 ♣ ♣ * | | D30 R-67921 E 2 ♣ ♣ * | | D31 KD-79905 R-67921 E 2 ♣ ♣ * | | IC I-6503 1-2 R ♣ ♣ ♣ * | | IC I-6505 1-2 R ♣ ♣ ♣ * | | D30 R-67921 E 2 ♣ ♣ * | | D3 KD-60628 KD-60629 E 2 ♣ ♣ * | | IC I-3817 1-2 R ♣ ♣ * | | D3 KD-60638/6 KD-60640/1 E 2 ♣ ♣ * | |
| km | | K 2 | | K 6 | | ♣ | | ♣ | | ♣ | | ♣ | | K 3 | | K 5 | | ♣ | | K 1 | | K 4 | | | | | |
| 0 | WROCLAW GŁÓWNY 200, 204 o | 5.56 | | 6.04 | | | | 6.14 | | 6.29 | | 6.57 | | 7.10 | | | | 7.15 | | 8.07 | | 8.12 | | | | | |
| 3,971 | Wrocław Mikołajów 200, 204 | IC BOSMAN | | IC MERKURY | | | | 6.18 | | 6.34 | | 7.03 | | IC MIESZKO | | | | 7.20 | | 8.12 | | 8.17 | | | | | |
| 5,189 | Wrocław Popowice | | | | | | | 6.20 | | 6.36 | | | | | | | | 7.22 | | | | 8.19 | | | | | |
| 6,397 | Wrocław Różanka | | | | | | | 6.22 | | 6.38 | | | | | | | | 7.24 | | IC GWAREK | | 8.21 | | | | | |
| 9,718 | Wrocław Osobowice | | | | | | | 6.25 | | 6.41 | | | | | | | | 7.27 | | | | 8.24 | | | | | |
| 13,720 | Wrocław Świniary | | | | | | | 6.28 | | 6.44 | | | | | | | | 7.30 | | | | 8.27 | | | | | |
| 16,007 | Szewce | | | | | | | 6.30 | | 6.47 | | | | | | | | 7.33 | | | | 8.30 | | | | | |
| 19,608 | Pęgów | | | | | | | 6.33 | | 6.50 | | | | | | | | 7.36 | | | | 8.33 | | | | | |
| 26,376 | Oborniki Śląskie | 6.11 | | | | | | 6.38 | | 6.56 | | 7.14 | | | | | | 7.42 | | 8.24 | | 8.38 | | | | | |
| 31,290 | Osola | | | | | | | 6.42 | | 7.00 | | | | | | | | 7.46 | | | | 8.42 | | | | | |
| 36,832 | Skokowa | | | | | | | 6.45 | | 7.04 | | | | | | | | 7.50 | | | | 8.46 | | | | | |
| 47,151 | Żmigród | 6.21 | | | | | | 6.51 | | 7.11 | | 7.24 | | | | | | 7.56 | | 8.34 | | 8.52 | | | | | |
| 51,800 | Garbce | 6.22 | | | | | | 6.52 | | 7.12 | | 7.25 | | | | | | 7.57 | | 8.35 | | 8.53 | | | | | |
| 55,580 | Korzeńsko | | | | | | | 6.55 | | 7.16 | | | | | | | | 8.00 | | | | 8.56 | | | | | |
| 59,693 | Granica Województwa | | | | | | | 6.58 | | 7.19 | | | | | | | | 8.03 | | | | 8.59 | | | | | |
| 63,062 | Rawicz 276 p | 6.30 | | 6.34 | | | | 7.04 | | 7.25 | | 7.33 | | | | | | 8.09 | | 8.43 | | 9.05 | | | | | |
| 75,311 | Bojanowo 276 o | 6.31 | | 6.38 | | 7.02 | | 7.09 | | 7.26 | | 7.30 | | 7.34 | | | | | | 8.44 | | | | | | | |
| 81,732 | Kaczkowo | | | | | 7.11 | | 7.30 | | 7.34 | | 7.51 | | | | | | 7.48 | | | | | | | | | |
| 85,707 | Rydzyzna | | | | | 7.16 | | | | p | | | | | | | | 7.52 | | | | | | | | | |
| 95,798 | LESZNO 275 p | 6.47 | | 6.53 | | 7.20 | | cd. tab. | | cd. tab. | | | | | | | | 7.56 | | 8.58 | | | | | | | |
| | Leszno 275 o | 6.50 | | 6.58 | | | | | | | | 7.49 | | 7.54 | | 8.02 | | | | 8.59 | | | | | | | |
| | Poznań Główny p | 7.29 | | 7.33 | | | | | | | | 7.50 | | 7.55 | | 8.04 | | | | 9.35 | | | | | | | |
| | Warszawa Centralna / Szczecin Główny* p | | | 9.33* | | | | | | do Góry Śląskiej | | | | | | 9.07 | | | | | | | | | | | |
| | Warszawa Wschodnia / Świnoujście* p | | | | | | | | | | | | | | | | | | | | | | | | | | |
| | Kołobrzeg / Olsztyn Główny* p | | | | | | | | | | | | | | | | | | | | | | | | | | |
| | Gdynia Główna / Słupsk* p | 11.27 | | | | | | | | | | | | | | | | | | | | | | | | | |
| | Hel / Ustka* p | | | | | | | | | | | | | | | | | | | 13.59* | | 14.31* | | | | | |

- 1** na odcinku Sławno - Ustka ZKA (do 26.III Słupsk przyj. 14.41, Ustka 15.13, a w dniach 11, 12.IV, 23, 24.V Słupsk przyj. 14.50, Ustka 15.22); poza tym do 28.IV Katowice odj. 5.48;
- 2** kursuje codziennie oprócz 6.IV (na odcinku Białogard - Kołobrzeg ZKA, do 26.III oraz 11, 12.IV, 23, 24.V Kołobrzeg przyj. 11.39);
- 3** w dniach 6 - 14.IV Olsztyn Główny przyj. 12.28, a od 1.VI godz. 12.19;
- 4** z Międzydziesią kursuje w ♣, a od Kłodzka Miasta codziennie;
- 5** w dniach 9.III - 3.IV Gdynia Główna przyj. 12.05;
- 6** w dniach 24 - 31.III Szczecin Główny przyj. 9.39;

Zastępcza Komunikacja Autobusowa
Lokalizacje przystanków ZKA na str. 224

280

WROCLAW - ZMIGRÓD - RAWICZ - LESZNO

| | | 8.27 | | 10.10* | | 10.34 | | 7.50 | | 12.37* | | 13.40* | | 13.59 | | 14.46 | | 15.13 | |
|---|---|-----------------------|------------------------|-------------------------|-----------------------|------------------------|------------------------------------|------------------------|-------------------------|------------------------------------|-----------------------|------------------------|----------------------------|-----------------------|------------------------|------------------------|------------------------|-------|-----------------|
| | | 10.06 | | 12.51 | | 13.49 | | 13.11 | | 13.59 | | 14.46 | | 15.13 | | | | | |
| | | 12.10 | | 12.51 | | 13.49 | | 13.11 | | 13.59 | | 14.46 | | 15.13 | | | | | |
| Przemyśl Główny / Zakopane* | | | | | | | | | | | | | | | | | | | |
| Kraców Główny / Bielsko-Biała Główna* | | | | | | | | | | | | | | | | | | | |
| Katowice / Wien Hauptbahnhof* | | | | | | | | | | | | | | | | | | | |
| Wrocław Główny 220 p | | | | | | | | | | | | | | | | | | | |
| Szklarska Poręba Góra / Praha hl. n.* 240 o | | | | | | | | | | | | | | | | | | | |
| Jelenia Góra / Kłodzko Miasto* 240 o | | | | | | | | | | | | | | | | | | | |
| Wrocław Główny 230, 240 p | | | | | | | | | | | | | | | | | | | |
| Informacja o pociągu | | D30 | TLK | EIC | D30 | IC | D3 | D31 | IC | D3 | D30 | IC | IC | D30 | PKM1 | D3 | D31 | | |
| km | | R-67927 E 2 ♣♣* | I-37161 1-2 R ♣* | I-6103 1-2 R ♣×♣* | R-67927 E 2 ♣♣* | I-4513 1-2 R ♣♣* | KD-66684 KD-66685 E 2 ♣♣* | KD-79911 E 2 ♣♣* | I-3811 1-2 R ♣×♣* | KD-60660 KD-60661 E 2 ♣♣* | R-67929 E 2 ♣♣* | I-6507 1-2 R ♣♣* | I-65002/3 1-2 R ♣×♣* | R-67929 E 2 ♣♣* | KW-77497 E 2 ♣♣* | KD-60665 E 2 ♣♣* | KD-79913 E 2 ♣♣* | | |
| | | ♣♣* | ♣* | ♣×♣* | ♣♣* | ♣♣* | ♣♣* | ♣♣* | ♣×♣* | ♣♣* | ♣♣* | ♣♣* | ♣×♣* | ♣♣* | ♣♣* | ♣♣* | ♣♣* | | |
| | | | K 7 | K 1 | | K 2 | | | K 5 | Ⓣ | | K 6 | K 3 | | Ⓣ | 4 | | | |
| 0 | WROCLAW GŁÓWNY 200, 204 o | 12.17 | 12.22 | 12.33 | | 13.00 | 13.15 | | 13.59 | 14.04 | 14.30 | 14.53 | 15.10 | | | | | 15.15 | |
| 3,971 | Wrocław Mikołajów 200, 204 | 12.22 | | | | 13.05 | 13.23 | | | 14.09 | 14.35 | 14.58 | | | | | | 15.20 | |
| 5,189 | Wrocław Popowice | 12.24 | | | | | 13.25 | | | 14.11 | 14.37 | | | | | | | 15.21 | |
| 6,397 | Wrocław Różanka | 12.26 | | | | | 13.27 | | | 14.13 | 14.39 | | | | | | | 15.23 | |
| 9,718 | Wrocław Osobowice | 12.30 | | | | | 13.30 | | | 14.16 | 14.42 | | | | | | | 15.26 | |
| 13,720 | Wrocław Świniary | p | | | 12.42 | | 13.34 | | | 14.19 | 14.46 | | | | | | | 15.29 | |
| 16,007 | Szewce | | | | 12.46 | | 13.36 | | | 14.22 | 14.48 | | | | | | | 15.32 | |
| 19,608 | Pęgów | | | | 12.52 | | 13.39 | | | 14.25 | 14.52 | | | | | | | 15.35 | |
| 26,376 | Oborniki Śląskie | | | | 12.58 | 13.17 | 13.45 | | 14.15 | 14.31 | 14.57 | 15.11 | | | | | | 15.40 | |
| 31,290 | Osola | | | | 13.02 | | 13.49 | | | 14.35 | 15.01 | | | | | | | 15.44 | |
| 36,832 | Skokowa | | | | 13.06 | | 13.53 | | | 14.39 | 15.06 | | | | | | | 15.48 | |
| 47,151 | Żmigród | p | | | 13.12 | 13.27 | 13.59 | | 14.25 | 14.45 | 15.13 | 15.21 | | | | | | 15.54 | |
| 51,800 | Garbce | | | | 13.13 | 13.29 | 14.00 | | 14.26 | 14.47 | | | | 15.35 | | | | 15.55 | |
| 55,580 | Korzeńsko | | | | 13.17 | | 14.04 | | | 14.50 | | | | 15.39 | | | | 15.59 | |
| 59,693 | Granica Województwa | | | | 13.20 | | 14.07 | | | 14.54 | | | | 15.42 | | | | 16.02 | |
| 63,062 | Rawicz 276 p | | | | 13.25 | 13.37 | 14.13 | | 14.34 | 15.00 | | 15.32 | | 15.47 | | | | 16.08 | |
| 75,311 | Bojanowo 276 | | | | 13.26 | 13.38 | | 14.29 | 14.35 | | | 15.33 | | 15.48 | | | | 16.00 | 16.20 |
| 81,732 | Kaczkowo | | | | 13.34 | | | 14.50 | | | | | | 15.56 | | | | 16.08 | 16.41 |
| 85,707 | Rydzyzna | | | | 13.39 | | | | | | | | | 16.01 | | | | 16.12 | |
| 95,798 | LESZNO 275 p | | | | 13.42 | | | cd. tab. | | | | | | 16.04 | | | | 16.16 | cd. tab. |
| | Leszno 275 o | | 13.13 | | 13.49 | 13.53 | | 276 | 14.50 | | | 15.49 | 15.55 | 16.11 | | | | 16.23 | 276 |
| | Poznań Główny p | | 13.14 | | 13.57 | 13.54 | | | 14.53 | | | 15.50 | 15.56 | 16.17 | | | | 16.24 | |
| | Warszawa Centralna / Szczecin Główny* p | | 13.50 | 13.48 | 15.03 | 14.30 | | | 15.29 | | | 16.24 | 16.28 | 17.20 | | | | 17.25 | |
| | Warszawa Wschodnia / Świnoujście* p | | | | | | | | | | | | | | | | | | |
| | Kołobrzeg / Olsztyn Główny* p | | | | | | | | | | | | | | | | | | |
| | Gdynia Główna / Słupsk* p | | | | | | | | | | | | | | | | | | |
| | Hel / Ustka* p | | | | | 17.54 | | | 20.24 | | | 20.20* | | | | | | | |
| | | | | | | | | | | | | | | | | | | | |

- 1** kursuje codziennie do 30.III (w dniach 21, 22.III kursuje do Warszawy Gdańskiej z pominięciem W-wy Centralnej i W-wy Wschodniej, W-wa Gdańska przyj. 16.17) (**K** do W-wy Centralnej oprócz 21, 22.III);
- 2** w dniu 8.III Gdynia Główna przyj. 18.10, w dniach 9 - 20, 24.III - 2.IV godz. 18.17, w dniach 21, 22.III godz. 18.01, w dniu 23.III godz. 18.32, a od 18.V godz. 17.56;
- 3** w dniach 16 - 20.III na odcinku Ustń nad Orlicí - Międzyzlesie ZKA (Praha hl. n. odj. 10.27); poza tym do 15.IV oraz 12, 13.VI Kłodzko Miasto odj. 13.42, a w dniach 9 - 14, 21, 23.III - 2.IV Gdynia Główna przyj. 19.58, a w dniach 15 - 20.III godz. 20.02;
- 4** z Żiębic kursuje w Ⓣ, a od Wrocławia Głównego codziennie;
- 5** do 26.III oraz 11, 12.IV, 23, 24.V Kołobrzeg przyj. 20.43;
- 6** od 1.VI Olsztyn Główny przyj. 20.26;
- 7** kursuje 7.VI;

Zastępcza Komunikacja Autobusowa
Lokalizacje przystanków ZKA na str. 224

| | | D30 | D3 | IC | D30 | D3 | PKM1 | D3 | EIC | D3 | D30 | D30 | IC | PKM1 | D30 | D30 | D31 | D30 |
|---|---|-------------------------|--------------------------|----------------------------|-------------------------|--------------------------|----------------------------------|--------------------------------|-----------------------------------|--------------------------------|------------------------------|--------------------------------|------------------------------------|----------------------------------|------------------------------|--------------------------------|-------------------------------|--------------------------------|
| Przemysł Główny / Zakopane* | | | | 9.56 | | | | | | | | | | | | | | |
| Kraków Główny / Bielsko-Biała Główna* | | | | 12.40 | | | | | | | | | | | | | | |
| Katowice / Wien Hauptbahnhof* | | | | < | | | | | | | | | | | | | | |
| Wrocław Główny 220 p | | | | 15.57 | | | | | | | | | | | | | | |
| Szklarska Poręba Góra / Praha hl. n.* 240 o | | | | < | | | | | | | | | | | | | | |
| Jelenia Góra / Kłodzko Miasto* 240 o | | | | < | | | | | | | | | | | | | | |
| Wrocław Główny 230, 240 p | | | | < | | | | | | | | | | | | | | |
| Informacja o pociągu | | R-67931 E 2 ♣ ♣ * | KD-60667 E 2 ♣ ♣ * | I-3813 1-2 ♣ ♣ ♣ ♣ * | R-67931 E 2 ♣ ♣ * | KD-60667 E 2 ♣ ♣ * | PKM1 KW-77245 E 2 ♣ ♣ * | D3 KD-66690 E 2 ♣ ♣ * | EIC I-6101 1-2 ♣ ♣ ♣ ♣ * | D3 KD-66691 E 2 ♣ ♣ * | D30 R-67232 2 ♣ ♣ * | D30 R-67933 E 2 ♣ ♣ * | IC I-6508 1-2 ♣ ♣ ♣ ♣ ♣ * | PKM1 KW-77779 E 2 ♣ ♣ * | D30 R-67233 2 ♣ ♣ * | D30 R-67933 E 2 ♣ ♣ * | D31 KD-79915 ♣ ♣ ♣ * | D30 R-67935 E 2 ♣ ♣ * |
| km | | | | | | | | | | | | | | | | | | |
| 0 | WROCLAW GŁÓWNY 200, 204 o | 15.40 | 15.40 | 16.02 | | | | 16.17 | 16.33 | | 16.43 | 16.43 | 17.08 | | | | | 17.16 |
| 3,971 | Wrocław Mikołajów 200, 204 o | 15.45 | 15.45 | | | | | 16.22 | 16.38 | | 16.48 | 16.48 | | | | | | 17.22 |
| 5,189 | Wrocław Popowice | 15.47 | 15.47 | | | | | 16.23 | | | 16.50 | 16.50 | | | | | | 17.24 |
| 6,397 | Wrocław Różanka | 15.49 | 15.49 | | | | | 16.25 | | | 16.52 | 16.52 | | | | | | 17.26 |
| 9,718 | Wrocław Osobowice | 15.52 | 15.52 | | | | | 16.28 | | | 16.56 | 16.56 | | | | | | 17.29 |
| 13,720 | Wrocław Świniary | 15.55 | 15.55 | | | | | 16.32 | | | 17.00 | 17.00 | | | | | | 17.32 |
| 16,007 | Szewce | 15.58 | 15.58 | | | | | 16.34 | | | 17.03 | 17.03 | | | | | | 17.35 |
| 19,608 | Pegów | 16.01 | 16.01 | | | | | 16.37 | | | 17.06 | 17.06 | | | | | | 17.38 |
| 26,376 | Oborniki Śląskie | 16.06 | 16.06 | 16.17 | | | | 16.42 | | | 17.12 | 17.12 | 17.23 | | | | | 17.44 |
| 31,290 | Osola | 16.11 | 16.11 | | | | | p | | | 17.17 | 17.17 | | | | | | 17.48 |
| 36,832 | Skokowa | 16.15 | 16.15 | | | | | | | | 17.21 | 17.21 | | | | | | 17.52 |
| 47,151 | Żmigród | 16.21 | 16.21 | 16.27 | | | | | | | 17.28 | 17.28 | 17.33 | | | | | 17.58 |
| 51,800 | Garbce | | | 16.28 | 16.30 | 16.30 | | | | | 17.07 | | 17.34 | | | | | 17.59 |
| 55,580 | Korzeńsko | | | | 16.34 | 16.34 | | | | | 17.11 | | | | | | | 18.03 |
| 59,693 | Granica Województwa | | | | 16.38 | 16.38 | | | | | 17.14 | | | | | | | 18.06 |
| 63,062 | Rawicz 276 p | | | 16.36 | 16.44 | 16.44 | | | | | 17.19 | | 17.42 | | | | | 18.11 |
| 75,311 | Bojanowo 276 o | | | 16.37 | 16.45 | | 16.52 | | | | | | 17.43 | 17.48 | 17.55 | 17.55 | 17.59 | 18.12 |
| 81,732 | Kaczkowo | | | | 16.53 | | 17.00 | | | | | | | 17.55 | 18.03 | 18.03 | 18.20 | 18.21 |
| 85,707 | Rydzyzna | | | | 16.58 | | 17.04 | | | | | | | 18.00 | 18.08 | 18.08 | < | 18.26 |
| 95,798 | LESZNO 275 p | | | 16.52 | 17.01 | | 17.08 | | | | | | | 18.03 | 18.12 | 18.12 | cd. tab. | 18.29 |
| | Leszno 275 o | | | 16.52 | 17.09 | | 17.14 | | | | | | 17.58 | 18.09 | 18.19 | 18.20 | 276 | 18.37 |
| | Poznań Główny p | | | 16.53 | | | 17.21 | | | | | | 17.59 | 18.10 | 18.24 | | | |
| | Warszawa Centralna / Szczecin Główny* p | | | 17.29 | | | 18.26 | | 17.49 | | | | 18.35 | 19.10 | 19.17 | | | |
| | Warszawa Wschodnia / Świnoujście* p | | | < | | | | | 20.16 | | | | < | | | | | |
| | Kołobrzeg / Olsztyn Główny* p | | | < | | | | | 20.27 | | | | < | | | | | |
| | Gdynia Główna / Słupsk* p | | | 22.24* | | | | | | | | | 21.56 | | | | | |
| | Hel / Ustka* p | | | 22.56* | | | | | | | | | | | | | | |

- 1 od 7.IV na odcinku Szklarska Poręba Góra - Jelenia Góra ZKA (Szklarska Poręba Góra odj. 13.35);
 2 od 31.III na odcinku Rawicz - Leszno kursuje 6 minut później;
 3 w dniach 9 - 21, 23.III - 2.IV Gdynia Główna przyj. 22.06;
 4 na odcinku Sławno - Ustka ZKA;
 5 kursuje codziennie do 30.III;

280

WROCLAW - ŻMIGRÓD - RAWICZ - LESZNO

| | | Lichkova | 11.53 | | | | | | | | | | | | 13.44 | | |
|---------------------------------------|---------------------------------------|------------|------------|--------|--------|----------|---------|----------|-----------|---------|----------|---------|---------|--------|---------|-------|--|
| Przemyśl Główny / Zakopane* | | o | | 14.37 | | | | | | | | | | | 16.35 | | |
| Kraców Główny / Bielsko-Biała Główna* | | o | | 15.51 | | | | | | | | | | | 17.45 | | |
| Katowice / Wien Hauptbahnhof* | | o | | 17.58 | | | | | | | | | | | 19.50 | | |
| Wrocław Główny | | 220 p | | | | | | | | | | | | | | | |
| Szklarska Poręba Góra / Praha hl. n.* | | 240 o | | | | | | | | | | | | | | | |
| Jelenia Góra / Kłodzko Miasto* | | 240 o | | | | | | | | | | | | | | | |
| Wrocław Główny | | 230, 240 p | | | | | | | | | | | | | | | |
| Informacja o pociągu | | | D3 | IC | EIC | D3 | D30 | D31 | IC | D30 | PKM1 | D30 | D30 | IC | D30 | | |
| | | | 6284 | | | KD-66692 | | | 260 | | | R-67106 | | | | | |
| | | | KD-60676/Z | I-3717 | I-6111 | KD-66693 | R-67937 | KD-79917 | I-65000/1 | R-67937 | KW-77495 | R-67107 | R-67939 | I-3831 | R-67939 | | |
| | | | KD-60679 | 1-2 | 1-2 | E 2 | E 2 | | 1-2 | E 2 | E 2 | 2 | E 2 | 1-2 | E 2 | | |
| | | | E 2 * | ☉ * | ☉ * | ☉ * | ☉ * | ☉ * | ☉ * | ☉ * | ☉ * | ☉ * | ☉ * | ☉ * | ☉ * | | |
| | | | ☉ 5 | K | K | ☉ 3 | ☉ | | K | ☉ | ☉ * | ☉ 2 | ☉ * | K | ☉ 4 | | |
| km | | | | | | | | | | | | | | | | | |
| 0 | WROCLAW GŁÓWNY | 200, 204 o | 17.40 | 18.02 | 18.20 | 18.33 | 18.33 | | 19.10 | | | 19.27 | 19.38 | 20.05 | | | |
| 3,971 | Wrocław Mikołajów | 200, 204 | 17.45 | | | 18.38 | 18.38 | | | | | 19.32 | 19.43 | | | | |
| 5,189 | Wrocław Popowice | | 17.47 | | | 18.40 | 18.40 | | | | | | 19.45 | | | | |
| 6,397 | Wrocław Różanka | | 17.49 | | | 18.42 | 18.42 | | | | | | 19.47 | | | | |
| 9,718 | Wrocław Osobowice | | 17.52 | | | 18.46 | 18.46 | | | | | | 19.50 | | | | |
| 13,720 | Wrocław Świniary | | 17.55 | | | 18.49 | 18.49 | | | | | | 19.53 | | | | |
| 16,007 | Szewce | | 17.58 | | | 18.52 | 18.52 | | | | | | 19.56 | | | | |
| 19,608 | Pęgów | | 18.01 | | | 18.55 | 18.55 | | | | | | 19.59 | | | | |
| 26,376 | Oborniki Śląskie | | 18.06 | 18.18 | | 19.01 | 19.01 | | | | | 19.46 | 20.05 | 20.20 | | | |
| 31,290 | Osola | | 18.09 | | | 19.05 | 19.05 | | | | | | 20.09 | | | | |
| 36,832 | Skokowa | | 18.13 | | | 19.10 | 19.10 | | | | | | 20.13 | | | | |
| 47,151 | Żmigród | p | 18.19 | 18.28 | | 19.16 | 19.16 | | | | | 19.59 | 20.20 | 20.30 | | | |
| | | o | 18.20 | 18.29 | | 19.17 | 19.17 | | | | | 20.00 | 20.21 | 20.31 | | | |
| 51,800 | Garbce | | 18.23 | | | 19.21 | 19.21 | | | | | | 20.24 | | | | |
| 55,580 | Korzeńsko | | 18.26 | | | 19.25 | 19.25 | | | | | | 20.28 | | | | |
| 59,693 | Granica Województwa | | | | | | | | | | | | | | | | |
| 63,062 | Rawicz | 276 p | 18.32 | 18.37 | | 19.31 | 19.31 | | | | | 20.10 | 20.34 | 20.39 | | | |
| | | o | | 18.38 | | | | | | | | 20.11 | | 20.40 | | 20.45 | |
| 75,311 | Bojanowo | 276 | | | | 19.33 | 19.33 | 19.37 | | 19.53 | 20.01 | 20.19 | | | | 20.53 | |
| 81,732 | Kaczkowo | | | | | 19.40 | 19.40 | 19.58 | | 19.50 | 20.05 | | | | | 20.58 | |
| 85,707 | Rydzyzna | | | | | | | | | 19.55 | 20.09 | | | | | 21.01 | |
| 95,798 | LESZNO | 275 p | | 18.52 | | | | cd. tab. | | 19.59 | 20.09 | | | | | 21.08 | |
| | | o | | 18.52 | 19.03 | | | 276 | 19.55 | 20.07 | 20.15 | 20.31 | | 20.54 | | | |
| | Leszno | 275 o | | 18.53 | 19.04 | | | | 19.56 | 20.16 | 20.16 | 20.33 | | 20.55 | | 21.10 | |
| | Poznań Główny | p | | 19.29 | 19.36 | | | | 20.29 | 21.18 | 21.18 | 21.26 | | 21.31 | | 22.14 | |
| | Warszawa Centralna / Szczecin Główny* | p | | | 22.00 | | | | | | | | | 23.36* | | | |
| | Warszawa Wschodnia / Świnoujście* | p | | | 22.15 | | | | | | | | | | | | |
| | Kołobrzeg / Olsztyn Główny* | p | | | | | | | | | | | | | | | |
| | Gdynia Główna / Słupsk* | p | | | | | | | | | | | | | | | |
| | Hel / Ustka* | p | | | | | | | | | | | | | | | |

- 1 w dniach 16 - 20.III na odcinku Ustí nad Orlicí - Mědzylesie ZKA (Praha hl. n. odj. 14.24); poza tym w dniach 9 - 14, 21.III Gdynia Główna przyj. 23.57, a w dniach 15/16 - 20/21.III godz. 0.02;
2 od 11.IV na odcinku Szklarska Poręba Góra - Jelenia Góra ZKA (Szklarska Poręba Góra odj. 16.31);
3 w ☉ do 15.IV i od 11.V kursuje z Żiębic, a w ☉ w okresie 16.IV - 8.V ze Strzelina (do 15.IV i od 11.V Wrocław Główny przyj. 18.28);
4 do 28.IV Katowice przyj. 17.48, a w dniach 8 - 23.IV Szczecin Główny przyj. 23.46;
5 z Lichkova kursuje w ☉, a od Wrocławia Głównego codziennie;
6 kursuje w ☉ oprócz 5.IV;

Zastępcza Komunikacja Autobusowa
Lokalizacje przystanków ZKA na str. 224

| | | | | | | | | | | | | | | | | | | | |
|---------------------------------------|---------------------------------------|------------|---------|--|---------|--|--|--|--|--|--|--|--|--|--|--|--|--|--|
| Przemysł Główny / Zakopane* | o | | 13.30* | | | | | | | | | | | | | | | | |
| Kraków Główny / Bielsko-Biała Główna* | o | | 17.28* | | | | | | | | | | | | | | | | |
| Katowice / Wien Hauptbahnhof* | o | | < | | | | | | | | | | | | | | | | |
| Wrocław Główny | 220 p | | 20.37 | | | | | | | | | | | | | | | | |
| Szklarska Poręba Góra / Praha hl. n.* | 240 o | | < | | | | | | | | | | | | | | | | |
| Jelenia Góra / Kłodzko Miasto* | 240 o | | < | | | | | | | | | | | | | | | | |
| Wrocław Główny | 230, 240 p | | < | | | | | | | | | | | | | | | | |
| | | | IC | | D30 | | | | | | | | | | | | | | |
| Informacja o pociągu | | | I-37151 | | R-67941 | | | | | | | | | | | | | | |
| km | | | 1-2 | | E 2 | | | | | | | | | | | | | | |
| | | | ♣ ♣ * | | ♣ ♣ * | | | | | | | | | | | | | | |
| | | | K | | | | | | | | | | | | | | | | |
| 0 | WROCLAW GŁÓWNY | 200, 204 o | 20.46 | | 20.53 | | | | | | | | | | | | | | |
| 3,971 | Wrocław Mikołajów | 200, 204 o | 20.51 | | 20.59 | | | | | | | | | | | | | | |
| 5,189 | Wrocław Popowice | | | | 21.01 | | | | | | | | | | | | | | |
| 6,397 | Wrocław Różanka | | | | 21.03 | | | | | | | | | | | | | | |
| 9,718 | Wrocław Osobowice | | | | 21.06 | | | | | | | | | | | | | | |
| 13,720 | Wrocław Świniary | | | | 21.09 | | | | | | | | | | | | | | |
| 16,007 | Szewce | | | | 21.12 | | | | | | | | | | | | | | |
| 19,608 | Pegów | | | | 21.15 | | | | | | | | | | | | | | |
| 26,376 | Oborniki Śląskie | | 21.05 | | 21.21 | | | | | | | | | | | | | | |
| 31,290 | Osola | | | | 21.25 | | | | | | | | | | | | | | |
| 36,832 | Skokowa | | | | 21.29 | | | | | | | | | | | | | | |
| 47,151 | Żmigród | p | 21.18 | | 21.35 | | | | | | | | | | | | | | |
| 51,800 | Garbce | o | 21.19 | | 21.36 | | | | | | | | | | | | | | |
| 55,580 | Korzeńsko | | | | 21.40 | | | | | | | | | | | | | | |
| 59,693 | Granica Województwa | | | | 21.43 | | | | | | | | | | | | | | |
| 63,062 | Rawicz | 276 p | 21.29 | | 21.48 | | | | | | | | | | | | | | |
| 75,311 | Bojanowo | 276 o | 21.30 | | 21.49 | | | | | | | | | | | | | | |
| 81,732 | Kaczkowo | | | | 21.57 | | | | | | | | | | | | | | |
| 85,707 | Rydzyzna | | | | p | | | | | | | | | | | | | | |
| 95,798 | LESZNO | 275 p | 21.48 | | | | | | | | | | | | | | | | |
| | Leszno | 275 o | 21.50 | | | | | | | | | | | | | | | | |
| | Poznań Główny | p | 22.32 | | | | | | | | | | | | | | | | |
| | Warszawa Centralna / Szczecin Główny* | p | | | | | | | | | | | | | | | | | |
| | Warszawa Wschodnia / Świnoujście* | p | | | | | | | | | | | | | | | | | |
| | Kołobrzeg / Olsztyn Główny* | p | | | | | | | | | | | | | | | | | |
| | Gdynia Główna / Słupsk* | p | | | | | | | | | | | | | | | | | |
| | Hel / Ustka* | p | | | | | | | | | | | | | | | | | |

- 1 od 7.IV na odcinku Szklarska Poręba Góra - Jelenia Góra ZKA (Szklarska Poręba Góra odj. 19.55);
 2 do Rawicza kursuje codziennie, a do Leszna w dniu 13/14.VI;
 3 w dniu 28/29.III Gdynia Główna przyj. 6.58;

280

LESZNO - RAWICZ - ŻMIGRÓD - WROCLAW

| | | | | | | | | | | | | | | | | | | | | |
|---------------------------------------|--|------------|------|--|--|--|--|--|--|--|--|--|--|--|--|--|--|--|--|--|
| Hel / Ustka* | o | | | | | | | | | | | | | | | | | | | |
| Gdynia Główna / Słupsk* | o | | | | | | | | | | | | | | | | | | | |
| Kołobrzeg / Berlin Hauptbahnhof* | o | | | | | | | | | | | | | | | | | | | |
| Warszawa Wschodnia / Świnoujście* | o | | | | | | | | | | | | | | | | | | | |
| Warszawa Centralna / Szczecin Główny* | o | | | | | | | | | | | | | | | | | | | |
| Poznań Główny | o | 23.33 | | | | | | | | | | | | | | | | | | |
| Leszno | 275 p | 0.37 | | | | | | | | | | | | | | | | | | |
| Informacja o pociągu | PKM1 KW-17206 E 2 ♣ ♣ * 6 | | | | | | | | | | | | | | | | | | | |
| km | | | | | | | | | | | | | | | | | | | | |
| 0 | LESZNO | 275 o | 0.38 | | | | | | | | | | | | | | | | | |
| 10,091 | Rydzyzna | | 0.45 | | | | | | | | | | | | | | | | | |
| 14,066 | Kaczkowo | | 0.48 | | | | | | | | | | | | | | | | | |
| 20,487 | Bojanowo | 276 ↓ | 0.54 | | | | | | | | | | | | | | | | | |
| 32,736 | Rawicz | 276 p | 1.02 | | | | | | | | | | | | | | | | | |
| 36,105 | Granica Województwa | | | | | | | | | | | | | | | | | | | |
| 40,218 | Korzeńsko | | | | | | | | | | | | | | | | | | | |
| 43,998 | Garbce | | | | | | | | | | | | | | | | | | | |
| 48,647 | Żmigród | p | | | | | | | | | | | | | | | | | | |
| 58,966 | Skokowa | | | | | | | | | | | | | | | | | | | |
| 64,508 | Osola | | | | | | | | | | | | | | | | | | | |
| 69,422 | Oborniki Śląskie | | | | | | | | | | | | | | | | | | | |
| 76,190 | Pęgów | | | | | | | | | | | | | | | | | | | |
| 79,791 | Szewce | | | | | | | | | | | | | | | | | | | |
| 82,078 | Wrocław Świniary | | | | | | | | | | | | | | | | | | | |
| 86,080 | Wrocław Osobowice | | | | | | | | | | | | | | | | | | | |
| 89,401 | Wrocław Różanka | | | | | | | | | | | | | | | | | | | |
| 90,609 | Wrocław Popowice | | | | | | | | | | | | | | | | | | | |
| 91,827 | Wrocław Mikołajów | 200, 204 ↓ | | | | | | | | | | | | | | | | | | |
| 95,798 | WROCLAW GŁÓWNY | 200, 204 p | | | | | | | | | | | | | | | | | | |
| | Wrocław Główny | 230, 240 o | | | | | | | | | | | | | | | | | | |
| | Jelenia Góra / Kłodzko Miasto* | 240 p | | | | | | | | | | | | | | | | | | |
| | Szklarska Poręba Góra / Praha hl. n.* | 240 p | | | | | | | | | | | | | | | | | | |
| | Wrocław Główny | 220 o | | | | | | | | | | | | | | | | | | |
| | Katowice / Wien Hauptbahnhof* | p | | | | | | | | | | | | | | | | | | |
| | Kraków Główny / Bielsko-Biała Główna* | p | | | | | | | | | | | | | | | | | | |
| | Przemyśl Główny / Zakopane* | p | | | | | | | | | | | | | | | | | | |

- 1** kursuje codziennie oprócz 28/29.III, do 10/11.IV w relacji Berlin Hauptbahnhof / Świnoujście - Przemyśl Główny, a od 11/12.IV relacji Berlin Gesundbrunnen / Świnoujście - Przemyśl Główny z pominięciem stacji Berlin Hbf (w dniu 7/8.III Świnoujście odj. 21.30, Szczecin Główny 23.00, w dniu 31.III/1.IV Berlin Hbf odj. 20.32, a w dniach 7/8, 8/9, 28/29, 29/30.III na odcinku Berlin Hbf - Frankfurt (Oder) ZKA, Berlin Hbf odj. 20.00; poza tym w dniach 9/10, 18/19.III od Rawicza kursuje 10 minut później, Wrocław Główny przyj. 3.07, a do 27/28.IV Katowice przyj. 5.31);
- 2** Berlin Hauptbahnhof / Świnoujście - Przemyśl Główny, kursuje 28/29.III (na odcinku Berlin Hauptbahnhof - Frankfurt (Oder) ZKA);
- 3** kursuje codziennie oprócz 29.III (od 7.IV na odcinku Jelenia Góra - Szklarska Poręba Góra ZKA);
- 4** kursuje codziennie oprócz 28/29.III (w dniu 7/8.III Gdynia Główna odj. 21.57);
- 5** do Wrocławia Głównego kursuje codziennie, a do Międzyzlesia w Ⓞ;
- 6** w dniu 7/8.III kursuje 1 minutę wcześniej;
- 7** kursuje 29.III;
- 8** kursuje 28/29.III;

Zastępcza Komunikacja Autobusowa
Lokalizacje przystanków ZKA na str. 224

| Hel / Ustka* | | o | | | | | | | | | | | | | | | |
|---------------------------------------|---------------------------------------|------------|------|------|------|--|--|--|--|--|--|--|--|--|--|--|--|
| Gdynia Główna / Słupsk* | | o | | | | | | | | | | | | | | | |
| Kołobrzeg / Olsztyn Główny* | | o | | | | | | | | | | | | | | | |
| Warszawa Wschodnia / Świnoujście* | | o | | | | | | | | | | | | | | | |
| Warszawa Centralna / Szczecin Główny* | | o | | | | | | | | | | | | | | | |
| Poznań Główny | | o | | | | | | | | | | | | | | | |
| Leszno | | 275 p | | | | | | | | | | | | | | | |
| | | | | | | | | | | | | | | | | | |
| Informacja o pociągu | | | | | | | | | | | | | | | | | |
| km | | | | | | | | | | | | | | | | | |
| 0 | LESZNO | 275 o | 4.54 | 5.19 | 5.41 | | | | | | | | | | | | |
| 10,091 | Rydzyzna | | 5.01 | 5.26 | | | | | | | | | | | | | |
| 14,066 | Kaczkowo | | 5.05 | 5.30 | | | | | | | | | | | | | |
| 20,487 | Bojanowo | 276 ↓ | 5.10 | 5.35 | | | | | | | | | | | | | |
| 32,736 | Rawicz | 276 p | 5.17 | 5.43 | | | | | | | | | | | | | |
| 36,105 | Granica Województwa | o | 5.18 | 5.44 | | | | | | | | | | | | | |
| 40,218 | Korzeńsko | | 5.23 | 5.49 | | | | | | | | | | | | | |
| 43,998 | Garbce | ↓ | 5.27 | 5.53 | | | | | | | | | | | | | |
| 48,647 | Żmigród | p | 5.30 | 5.56 | | | | | | | | | | | | | |
| 58,966 | Skokowa | o | 5.31 | | | | | | | | | | | | | | |
| 64,508 | Osola | | 5.38 | | | | | | | | | | | | | | |
| 69,422 | Oborniki Śląskie | | 5.42 | | | | | | | | | | | | | | |
| 76,190 | Pegów | | 5.47 | | | | | | | | | | | | | | |
| 79,791 | Szewce | | 5.52 | | | | | | | | | | | | | | |
| 82,078 | Wrocław Świnariy | | 5.55 | | | | | | | | | | | | | | |
| 86,080 | Wrocław Osobowice | | 5.58 | | | | | | | | | | | | | | |
| 89,401 | Wrocław Różanka | | 6.01 | | | | | | | | | | | | | | |
| 90,609 | Wrocław Popowice | | 6.05 | | | | | | | | | | | | | | |
| 91,827 | Wrocław Mikołajów | 200, 204 ↓ | 6.07 | | | | | | | | | | | | | | |
| 95,798 | WROCŁAW GŁÓWNY | 200, 204 p | 6.09 | | | | | | | | | | | | | | |
| | Wrocław Główny | 230, 240 o | 6.14 | | | | | | | | | | | | | | |
| | Jelenia Góra / Kłodzko Miasto* | 240 p | | | | | | | | | | | | | | | |
| | Szklarska Poręba Góra / Praha hl. n.* | 240 p | | | | | | | | | | | | | | | |
| | Wrocław Główny | 220 o | | | | | | | | | | | | | | | |
| | Katowice / Wien Hauptbahnhof* | p | | | | | | | | | | | | | | | |
| | Kraków Główny / Bielsko-Biała Główna* | p | | | | | | | | | | | | | | | |
| | Przemyśl Główny / Zakopane* | p | | | | | | | | | | | | | | | |
| | | | | | | | | | | | | | | | | | |

K do Bielska-Białej Główniej;

280

LESZNO - RAWICZ - ŻMIGRÓD - WROCŁAW

| | | D30 | D30 | IC | D30 | D30 | D3 | | EIC | D31 | IC | D3 | | D30 | IC | D30 | EIC |
|---------------------------------------|--|---------------------|-----------------------|-------------------------------|---------------------|-----------------------|------------------------|------|------------------------|-----------------|------------------------|--------------------------|-------|-----------------------|----------------------------|-----------------------|------------------------|
| Hel / Ustka* | | | | 3.59 | | | | | | | | | | | 5.53 | | |
| Gdynia Główna / Słupsk* | | | | (| | | | | | | | | | | (| | |
| Kołobrzeg / Olsztyn Główny* | | | | (| | | | | | | | | | | (| | 7.33 |
| Warszawa Wschodnia / Świnoujście* | | | | (| | | | | 5.49 | | | | | | (| | 7.44 |
| Warszawa Centralna / Szczecin Główny* | | | | (| | | | | 6.00 | | | | | | (| | 10.08 |
| Poznań Główny | | 6.54 | | 7.31 | | | | | 8.22 | | | | | 8.45 | 9.31 | | |
| Leszno | | 275 p | 7.46 | 8.03 | | | | | 8.53 | | | | | 9.48 | 10.06 | | |
| Informacja o pociągu | | R-76108 2 ♣♣* | R-76214 E 2 ♣♣* | I-56000/1 1-2 R (4) ♣♣* | R-76109 2 ♣♣* | R-76214 E 2 ♣♣* | KD-69624 E 2 ♣♣* | | I-1610 1-2 R ♣♣* | KD-79942 ♣♣* | I-7316 1-2 R ♣♣* | KD-69626/7 E 2 ♣♣* | | R-76932 E 2 ♣♣* | I-5609 1-2 R (4) ♣♣* | R-76932 E 2 ♣♣* | I-1600 1-2 R ♣♣* |
| km | | | | 261 2 | R-76108 3 | | | | K 7 | | K 5 | | | | K 4 | | K 6 |
| 0 | LESZNO | 275 o | 7.47 | 7.51 | 8.04 | | | | 8.54 | z tab. 276 | 9.07 | | | 9.50 | 10.07 | | |
| 10,091 | Rydzyna | | | 7.58 | | | | | | | | | | 9.57 | | | |
| 14,066 | Kaczkowo | | | 8.02 | | | | | | | | | | 10.00 | | | |
| 20,487 | Bojanowo | 276 ↓ | 7.59 | 8.06 | | | | | | 8.52 | | | | 10.05 | | | |
| 32,736 | Rawicz | 276 p | 8.07 | 8.14 | | | | | | 9.15 | 9.21 | | | 10.13 | 10.22 | | |
| | | o | 8.11 | | | | 8.22 | 8.22 | | | 9.22 | 9.25 | | 10.14 | 10.24 | | |
| 36,105 | Granica Województwa | | | | | | | | | | | | | | | | |
| 40,218 | Korzeńsko | | | | | | 8.28 | 8.28 | | | | 9.31 | | 10.20 | | | |
| 43,998 | Garbce | | | | | | 8.31 | 8.31 | | | | 9.34 | | 10.23 | | | |
| | | | | | | | 8.34 | 8.34 | | | | 9.37 | | 10.27 | 10.32 | | |
| 48,647 | Żmigród | p | 8.20 | | | | 8.28 | 8.35 | 8.35 | | 9.30 | 9.37 | | 10.27 | 10.32 | | |
| | | o | | | | | 8.28 | 8.35 | 8.35 | | 9.32 | 9.38 | | | 10.33 | 10.35 | |
| 58,966 | Skokowa | | | | | | 8.42 | 8.42 | | | | 9.44 | | | | 10.41 | |
| 64,508 | Osola | | | | | | 8.46 | 8.46 | | | | 9.48 | | | | 10.46 | |
| 69,422 | Oborniki Śląskie | | | | | | 8.41 | 8.51 | 8.51 | | 9.44 | 9.53 | | | 10.45 | 10.50 | |
| 76,190 | Pęgów | | | | | | 8.55 | 8.55 | | | | 9.57 | | | | 10.55 | |
| 79,791 | Szewce | | | | | | 8.59 | 8.59 | | | | 10.00 | | | | 10.59 | |
| 82,078 | Wrocław Świnjary | | | | | | 9.01 | 9.01 | | | | 10.03 | | | | 11.01 | |
| 86,080 | Wrocław Osobowice | | | | | | 9.05 | 9.05 | | | | 10.06 | | | | 11.05 | |
| 89,401 | Wrocław Różanka | | | | | | 9.08 | 9.08 | | | | 10.09 | | | | 11.08 | |
| 90,609 | Wrocław Popowice | | | | | | 9.10 | 9.10 | | | | 10.11 | | | | 11.10 | |
| 91,827 | Wrocław Mikołajów | 200, 204 ↓ | | | | | 8.56 | 9.13 | 9.13 | | | 10.14 | | | | 11.12 | |
| 95,798 | WROCŁAW GŁÓWNY | 200, 204 p | | | | | 9.01 | 9.18 | 9.18 | | 9.38 | 9.59 | 10.18 | | 11.01 | 11.17 | 11.22 |
| | Wrocław Główny | 230, 240 o | | | 9.13 | | 9.26 | | | | | 10.21 | | | 11.26 | | |
| | Jelenia Góra / Kłodzko Miasto* | 240 p | | | 10.17* | | 11.36 | | | | | 11.40* | | | 13.33 | | |
| | Szklarska Poręba Górna / Praha hl. n.* | 240 p | | | 13.14* | | 12.25 | | | | | | | | | | |
| | Wrocław Główny | 220 o | | | | | | | | | 10.04 | | | | | | |
| | Katowice / Wien Hauptbahnhof* | p | | | | | | | | | 12.26 | | | | | | |
| | Kraków Główny / Bielsko-Biała Główna* | p | | | | | | | | | 13.36 | | | | | | |
| | Przemyśl Główny / Zakopane* | p | | | | | | | | | 16.11 | | | | | | |

- 1 w dniach 16 - 20.III na odcinku Międzyzlesie - Lichkov ZKA, a w dniach 16.IV - 8.V Wrocław Główny odj. 10.27, Kłodzko Miasto przyj. 11.52;
2 od 4.IV Gdynia Główna odj. 4.06; poza tym w dniach 16 - 20.III na odcinku Międzyzlesie - Ustń nad Orlicń ZKA (Praha hl. n. przyj. 13.36);
3 od 7.IV na odcinku Jelenia Góra - Szklarska Poręba Górna ZKA (Szklarska Poręba Górna przyj. 12.16);
4 od 4.IV Gdynia Główna odj. 6.01 (K do Wrocławia Głównego);
5 do 28.IV Katowice przyj. 12.32;
6 kursuje codziennie do 30.III;
7 kursuje 1 - 6 oprócz 6.IV;

Zastępcza Komunikacja Autobusowa
Lokalizacje przystanków ZKA na str. 224

| | | o | 5.18* | | 7.59 | | 7.46* | | 7.45 | | 9.48 | | |
|---------------------------------------|---------------------------------------|------------|---------|--|-----------|-------------------|--------|-------|---------|-------|----------|--------|--------|
| Hel / Ustka* | | o | 5.18* | | 7.59 | | 7.46* | | 7.45 | | 9.48 | | |
| Gdynia Główna / Słupsk* | | o | 5.50* | | | | | | | | | | |
| Kołobrzeg / Olsztyn Główny* | | o | < | | < | | < | | < | | < | | |
| Warszawa Wschodnia / Świnoujście* | | o | < | | < | | < | | < | | < | | |
| Warszawa Centralna / Szczecin Główny* | | o | < | | < | | < | | < | | < | | |
| Poznań Główny | | o | 10.39 | | 11.31 | | 11.35 | 10.56 | 12.31 | | 12.43 | 13.31 | |
| Leszno | | 275 p | 11.14 | | 12.03 | | 12.10 | 11.58 | 13.06 | | 13.48 | 14.06 | |
| Informacja o pociągu | | | IC | | IC | D31 | IC | | D30 | | D3 | | |
| km | | | I-8312 | | I-56002/3 | KD-79944 | I-5606 | | R-76934 | | KD-69638 | | |
| | | | 1-2 ☒ | | 1-2 ☒ ☒☒ | ☒☒ | 1-2 ☒ | | E 2 | | E 2 | | |
| | | | ♣ ✕ ☉ * | | ♣ ✕ ☉ * | | ♣ ☉ * | | ♣ ☉ * | | ♣ ☉ * | | |
| | | | K 2 | | 1 | | K 5 | | 6 | | K 3 | | |
| | | | | | | | | | | | | | |
| 0 | LESZNO | 275 o | 11.15 | | 12.04 | z tab. 276 | 12.11 | 12.15 | | 13.07 | | 13.50 | 14.07 |
| 10,091 | Rydzyna | | | | | < | | 12.22 | | | | 13.57 | |
| 14,066 | Kaczkowo | | | | | | | 12.25 | | | | 14.00 | |
| 20,487 | Bojanowo | 276 ↓ | | | | 12.06 | | 12.30 | | | | 14.05 | |
| 32,736 | Rawicz | 276 p | 11.30 | | | 12.29 | 12.25 | 12.38 | | 13.21 | | 14.13 | 14.21 |
| 36,105 | Granica Województwa | o | 11.31 | | | | 12.26 | 12.39 | | 13.20 | | 13.28 | 14.15 |
| 40,218 | Korzeńsko | | | | | z Góry Śląskiej | | 12.45 | | 13.25 | | 13.33 | 14.20 |
| 43,998 | Garbce | ↓ | | | | | | 12.48 | | 13.28 | | 13.36 | 14.24 |
| 48,647 | Żmigród | p | 11.39 | | | | 12.34 | 12.51 | | 13.32 | | 13.39 | 14.28 |
| 58,966 | Skokowa | o | 11.40 | | | | 12.36 | 12.52 | | 13.31 | | 13.40 | 14.35 |
| 64,508 | Osola | | | | | IC BALTIC EXPRESS | | 12.59 | | | | 13.47 | 14.45 |
| 69,422 | Oborniki Śląskie | | 11.51 | | | | 12.48 | 13.03 | | | | 13.51 | 14.50 |
| 76,190 | Pegów | | | | | | | 13.08 | | 13.42 | | 13.55 | 14.54 |
| 79,791 | Szewce | | | | | | | 13.13 | | | | 14.00 | 14.59 |
| 82,078 | Wrocław Świnariy | | | | | | | 13.16 | | | | 14.03 | 15.02 |
| 86,080 | Wrocław Osobowice | | | | | | | 13.19 | | | | 14.06 | 15.05 |
| 89,401 | Wrocław Różanka | | | | | | | 13.22 | | | | 14.09 | 15.09 |
| 90,609 | Wrocław Popowice | | | | | | | 13.26 | | | | 14.12 | 15.12 |
| 91,827 | Wrocław Mikołajów | 200, 204 ↓ | | | | | 13.01 | 13.28 | | | | 14.14 | 15.14 |
| 95,798 | WROCŁAW GŁÓWNY | 200, 204 p | 12.06 | | 12.48 | | 13.06 | 13.31 | | 13.57 | | 14.18 | 15.16 |
| | Wrocław Główny | 230, 240 o | | | 13.13 | | | 13.36 | | | | 14.23 | 15.21 |
| | Jelenia Góra / Kłodzko Miasto* | 240 p | | | 14.17* | | | | | | | 14.28 | |
| | Szklarska Poręba Góra / Praha hl. n.* | 240 p | | | 17.14* | | | | | | | 15.49* | |
| | Wrocław Główny | 220 o | 12.15 | | | | | | | 14.14 | | | 15.13 |
| | Katowice / Wien Hauptbahnhof* | p | 14.20 | | | | | | | | | | |
| | Kraków Główny / Bielsko-Biała Główna* | p | 15.33 | | | | | | | 17.40 | | | 17.58* |
| | Przemyśl Główny / Zakopane* | p | 18.07 | | | | | | | 20.18 | | | |

- 1 od 4.IV Gdynia Główna odj. 8.06; poza tym w dniach 16 - 20.III na odcinku Międzyzlesie - Uści nad Orlicz ZKA (Praha hl. n. przyj. 17.37);
2 na odcinku Ustka - Stawno ZKA (do 26.III oraz 11, 12.IV, 23, 24.V Ustka odj. 5.09, Słupsk 5.41); poza tym do 28.IV Katowice przyj. 14.23;
3 do 26.III oraz 11, 12.IV, 23, 24.V Poznań Główny odj. 12.38, dalej 7 minut później, Oborniki Śląskie 13.50, Wrocław Główny przyj. 14.06;
4 na odcinku Rawicz - Żmigród kursuje od 27.III codziennie oprócz 11, 12.IV, 23, 24.V;
5 w dniach 6 - 14.IV Olsztyn Główny odj. 7.33, a od 1.VI godz. 7.39;
6 kursuje codziennie do 26.III oraz 11, 12.IV, 23, 24.V;
7 od 4.IV Gdynia Główna odj. 9.55;

Zastępcza Komunikacja Autobusowa
Lokalizacje przystanków ZKA na str. 224

280

LESZNO - RAWICZ - ŻMIGRÓD - WROCLAW

| | | D31 | D3 | EIC | PKM1 | D3 | TLK | IC | D3 | PKM1 | IC | D31 | D3 | PKM1 | EIC | IC |
|---------------------------------------|---|------------|----------|--------|----------|----------|---------------|--------|----------------|----------|-----------|------------|----------|----------|--------|--------|
| Hel / Ustka* | | | | | | | | 9.46* | | | | | | | | |
| Gdynia Główna / Słupsk* | | | | | | | | 10.18* | | | 11.59 | | | | | |
| Kołobrzeg / Olsztyn Główny* | | | | | | | | < | | | < | | | | | 12.21 |
| Warszawa Wschodnia / Świnoujście* | | | | 11.33 | | | | < | | | < | | | | 13.49 | < |
| Warszawa Centralna / Szczecin Główny* | | | | 11.44 | | | | < | | | < | | | | 14.00 | < |
| Poznań Główny | | | | 14.09 | 13.35 | | | 14.27 | 14.31 | | 14.42 | | | 15.40 | 16.27 | 16.31 |
| Leszno 275 p | | | | | 14.37 | | | 15.01 | 15.06 | | 15.46 | | | 16.25 | 16.59 | 17.06 |
| Informacja o pociągu | | KD-79946 | KD-69644 | I-1602 | KW-77762 | KD-69645 | I-73160 | I-8306 | KD-69646 | KW-77488 | I-56004/5 | KD-79948 | KD-69652 | KW-77120 | I-1612 | I-8304 |
| km | | | E 2 | 1-2 R | E 2 | E 2 | 1-2 R | 1-2 R | E 2 | E 2 | 1-2 R | E 2 | E 2 | E 2 | 1-2 R | 1-2 R |
| | | | ♣♣* | ♣×♣* | ♣♣* | ♣♣* | ♣×♣* | ♣×♣* | ♣♣* | ♣♣* | ♣×♣* | ♣♣* | ♣♣* | ♣♣* | ♣×♣* | ♣×♣* |
| | | | | K 7 | Ⓣ 5 | ♣♣* | K 9 | K 1 | Ⓣ 3 | | ♣×♣* | | ♣♣* | Ⓣ | K 3 | K 2 |
| 0 | LESZNO 275 o | z tab. 276 | | | 14.38 | | 15.02 | 15.07 | | 15.47 | 16.04 | z tab. 276 | | 16.26 | 17.00 | 17.07 |
| 10,091 | Rydzyna | | | | 14.44 | | | | | 15.54 | | | | 16.32 | | |
| 14,066 | Kaczkowo | | | | 14.48 | | | | | 15.57 | | | | 16.35 | | |
| 20,487 | Bojanowo 276 ↓ | 14.05 | | | 14.52 | | | | | 16.02 | | 15.56 | | 16.40 | | |
| 32,736 | Rawicz 276 p | 14.28 | | | 15.00 | | | 15.22 | | 16.11 | | 16.19 | | 16.47 | | 17.23 |
| 36,105 | Granica Województwa | | 14.44 | | | | | | 15.29 | | | | 16.39 | | | 17.24 |
| 40,218 | Korzeńsko | | 14.50 | | | | | | 15.34 | | | | 16.45 | | | |
| 43,998 | Garbce | | 14.53 | | | | | | 15.37 | | | | 16.48 | | | |
| 48,647 | Żmigród p | | 14.57 | | | | | 15.32 | 15.40 | | | | 16.52 | | | 17.32 |
| 58,966 | Skokowa | | | | 15.05 | | | 15.33 | 15.41 | | | | 16.54 | | | 17.33 |
| 64,508 | Osola | | | | 15.11 | | | | 15.48 | | | | 17.00 | | | |
| 69,422 | Oborniki Śląskie | | | | 15.16 | | | | 15.52 | | | | 17.05 | | | |
| 76,190 | Pęgów | | | | 15.20 | | TLK KRASNOLUD | 15.44 | 15.56 | | | | 17.10 | | | 17.44 |
| 79,791 | Szewce | | | | 15.24 | | | | 16.00 | | | | 17.15 | | | |
| 82,078 | Wrocław Świnariy | | | | 15.27 | | | | 16.03 | | | | 17.18 | | | |
| 86,080 | Wrocław Osobowice | | | | 15.30 | | | | 16.06 | | | | 17.21 | | | |
| 89,401 | Wrocław Różanka | | | | 15.33 | | | | 16.09 | | | | 17.25 | | | |
| 90,609 | Wrocław Popowice | | | | 15.36 | | | | 16.12 | | | | 17.28 | | | |
| 91,827 | Wrocław Mikołajów 200, 204 ↓ | | | | 15.38 | | | | 16.14 | | | | 17.30 | | | |
| 95,798 | WROCLAW GŁÓWNY 200, 204 p | | | 15.26 | 15.40 | | | | 16.16 | | | | 17.33 | | | |
| | Wrocław Główny 230, 240 o | | | | 15.45 | | 15.50 | 15.59 | 16.21 | | 16.48 | | 17.38 | | 17.44 | 18.00 |
| | Jelenia Góra / Kłodzko Miasto* 240 p | | | | 15.50 | | < | < | 16.26 | | 17.13 | | 17.54 | | | < |
| | Szklarska Poręba Góra / Praha hl. n.* 240 p | | | | 17.15* | | < | < | 17.47* | | 18.17* | | 19.20* | | | < |
| | Wrocław Główny 220 o | | | | | | 15.59 | 16.13 | | | | | | | | 18.13 |
| | Katowice / Wien Hauptbahnhof* p | | | | | | | < | do Mię-dziesia | | | | | | | 20.30 |
| | Kraków Główny / Bielsko-Biała Główna* p | | | | | | 19.24 | 19.40 | | | | | | | | 21.46 |
| | Przemyśl Główny / Zakopane* p | | | | | | | 22.21 | | | | | | | | |

- 1** na odcinku Ustka - Stawno ZKA (do 26.III oraz 11, 12.IV, 23, 24.V Ustka odj. 8.36, Słupsk 9.08);
- 2** na odcinku Kołobrzeg - Białogard ZKA (do 26.III oraz 11, 12.IV, 23, 24.V Kołobrzeg odj. 11.55);
- 3** do 15.IV i od 9.V Wrocław Główny odj. 16.39, Kłodzko Miasto przyj. 18.00;
- 4** do Wrocławia Głównego kursuje codziennie, a do Kłodzka Miasta w Ⓣ;
- 5** do 30.III od Leszna kursuje 7 minut później;
- 6** od 4.IV Gdynia Główna odj. 12.06;
- 7** kursuje codziennie do 30.III;
- 8** kursuje w Ⓣ oprócz 5.IV; **9** kursuje 7.VI;






































Zastępcza Komunikacja Autobusowa
Lokalizacje przystanków ZKA na str. 224
































| | | | | | | | | | | | | | | | | | | |
|---------------------------------------|------------|--|---------------------------------|--------------------------------|---|-----------------------------|--------------------------------|--------------------------------|--------------------------------|--------------------------------|----------------------------------|--------------------------------|------------------------------|--|---------------------------------|--------------------------------|---|-------|
| Hel / Ustka* | o | | | | 13.36 | | | | 13.58 | | | 14.35 | 13.08* | | | | 15.59 | |
| Gdynia Główna / Słupsk* | o | | | | < | | | | < | | | < | < | | | | < | |
| Kołobrzeg / Olsztyn Główny* | o | | | | < | | | | < | | | < | < | | | | < | |
| Warszawa Wschodnia / Świnoujście* | o | | | | < | | | | < | | | < | < | | | | < | |
| Warszawa Centralna / Szczecin Główny* | o | | | | < | | | | < | | | < | < | | | | < | |
| Poznań Główny | o | | | 16.38 | 17.33 | | | | 17.50 | | 17.44 | 18.27 | 18.31 | | | | 19.31 | |
| Leszno | 275 p | | | 17.41 | 18.08 | | | | 18.26 | | 18.46 | 19.00 | 19.06 | | | | 20.03 | |
| Informacja o pociągu | | D3 KD-69656 KD-69657 E 2 ♣ ♣ * | D31 KD-79950 E 2 ♣ ♣ * | D30 R-76938 E 2 ♣ ♣ * | IC I-5410 1-2 ♣ ♣ * ♣ ♣ ♣ * K 1 | IC I-60101 1-2 ♣ * | D30 R-76938 E 2 ♣ ♣ * | D3 KD-66662 E 2 ♣ ♣ * | IC I-5132 1-2 ♣ ♣ ♣ * | D3 KD-66662 E 2 ♣ ♣ * | PKM1 KW-77774 E 2 ♣ ♣ * | IC I-5132 1-2 ♣ ♣ ♣ * | IC I-8316 1-2 ♣ ♣ * | | D31 KD-79952 E 2 ♣ ♣ * | D3 KD-69658 E 2 ♣ ♣ * | IC I-5604 1-2 ♣ ♣ ♣ ♣ * K 4 | |
| km | | | | | | | | | | | | | | | | | | |
| 0 LESZNO | 275 o | | z tab. 276 | 17.43 | 18.09 | | | | 18.32 | | 18.47 | 19.01 | 19.07 | | z tab. 276 | | | 20.04 |
| 10,091 Rydzyna | | | < | 17.50 | — | | | | — | | 18.53 | — | — | | < | | | — |
| 14,066 Kaczkowo | | | | 17.53 | — | | | | — | | 18.57 | — | — | | | | | — |
| 20,487 Bojanowo | 276 ↓ | | 17.35 | 17.58 | — | | | | — | | 19.01 | — | — | | 19.13 | | | — |
| 32,736 Rawicz | 276 p | | 17.58 | 18.06 | 18.24 | | | | — | | 19.09 | — | 19.21 | | 19.36 | | | — |
| 36,105 Granica Województwa | | | 17.51 | 18.08 | 18.26 | | | 18.46 | — | | — | — | 19.22 | | z tab. z Góry Śląskiej | 19.46 | | — |
| 40,218 Korzeńsko | | | 17.56 | 18.13 | — | | | 18.51 | — | | — | — | — | | 19.51 | | | — |
| 43,998 Garbce | | | 17.59 | 18.17 | — | | | 18.55 | — | | — | — | — | | 19.54 | | | — |
| 48,647 Żmigród | p | | 18.02 | 18.21 | 18.34 | | | 18.58 | — | | — | — | 19.30 | | 19.58 | | | — |
| 58,966 Skokowa | | | 18.03 | 18.25 | 18.36 | | | 18.59 | — | | — | — | 19.31 | | 19.59 | | | — |
| 64,508 Osola | | | 18.14 | 18.32 | — | | | 19.06 | — | | — | — | — | | 20.05 | | | — |
| 69,422 Oborniki Śląskie | | | 18.18 | 18.37 | — | | | 19.11 | — | | — | — | — | | 20.10 | | | — |
| 76,190 Pęgów | | | 18.23 | 18.42 | 18.49 | | | 19.15 | — | | — | — | 19.42 | | 20.14 | | | — |
| 79,791 Szewce | | | 18.26 | p | — | | | 19.20 | — | | — | — | — | | 20.19 | | | — |
| 82,078 Wrocław Świnariy | | | 18.28 | 18.32 | HEWELIUSZ | | | 19.23 | — | | — | — | — | | 20.22 | | | — |
| 86,080 Wrocław Osobowice | | | 18.31 | 19.03 | IC | | | 19.25 | — | | — | — | — | | 20.25 | | | — |
| 89,401 Wrocław Różanka | | | 18.34 | 19.06 | HEWELIUSZ | | | 19.28 | — | | — | — | — | | 20.28 | | | — |
| 90,609 Wrocław Popowice | | | 18.36 | 19.10 | IC | | | 19.31 | — | | — | — | — | | 20.31 | | | — |
| 91,827 Wrocław Mikołajów | 200, 204 ↓ | | 18.39 | 19.11 | HEWELIUSZ | | | 19.33 | — | | — | — | — | | 20.34 | | | — |
| 95,798 WROCŁAW GŁÓWNY | 200, 204 p | | 18.44 | 19.14 | HEWELIUSZ | | | 19.35 | — | | — | — | 19.55 | | 20.36 | | | — |
| Wrocław Główny | 230, 240 o | | 18.52 | 19.19 | 19.07 | | | 19.40 | — | | — | 19.50 | 20.00 | | 20.41 | | | 20.49 |
| Jelenia Góra / Kłodzko Miasto* | 240 p | | 20.12* | 19.35 | < | | | 19.52 | — | | — | — | — | | | | | — |
| Szklarska Poręba Góra / Praha hl. n.* | 240 p | | < | 21.33 | < | | | < | — | | — | — | — | | | | | — |
| Wrocław Główny | 220 o | | do Międzlesia | 19.22 | < | | | cd. tab. 230 | — | | — | — | 20.15 | | | | | — |
| Katowice / Łódź Kaliska* | p | | | < | < | | | Ziębic | — | | — | — | < | | | | | — |
| Kraków Główny / Bielsko-Biała Główna* | p | | | 22.43* | < | | | | — | | — | — | 23.33 | | | | | — |
| Przemysław Główny / Zakopane* | p | | | | < | | | | — | | — | — | | | | | | — |

- 1 od 4.IV Gdynia Główna odj. 13.58; poza tym na odcinku Żory - Bielsko-Biała Główna ZKA;
 2 na odcinku Ustka - Stawno ZKA (do 26.III oraz 11, 12.IV, 23, 24.V Ustka odj. 12.13, Słupsk 12.45);
 3 kursuje od 22.III w Ⓢ oraz 6.IV oprócz 5.IV;
 4 od 3.IV Gdynia Główna odj. 16.03;
 5 kursuje 8, 15.III;

WAGONY BEZPOŚREDNIE

216

| Relacja i zestawienie pociągu | Wagony bezpośrednie | Termin kursowania wagonów bezpośrednich |
|---|---|---|
| <p>IC 1651 ŚNIEŻKA Warszawa Wsch. – Szklarska Poręba Grn. 1-2   (od 11.IV na odc. Jelenia G. – Szklarska Por. G. ZKA)</p> | <p>  Warszawa Wsch. – Kudowa-Zdrój (przełącza stacja Wrocław Gł. na poc. 60151)</p> | <p style="text-align: center;">© (na odc. Kłodzko Miasto – Kudowa-Zdrój ZKA)</p> |
| <p>IC 16171 KARKONOSZE Warszawa Wsch. – Szklarska Poręba Grn. 1-2   (od 6/7.IV na odc. Jelenia G. – Szklarska Por. G. ZKA)</p> | <p> Gdynia Gł. – Szklarska Poręba Grn. (przełącza stacja Wrocław Gł. z poc. 461 56070 BALTIC EXPRESS)</p> | <p style="text-align: center;">codziennie (od 6/7.IV na odc. Jelenia Góra – Szklarska Poręba Grn. ZKA)</p> |
| <p>IC 37011 (430) URSA Przemyśl Gł. – – Berlin Hbf / Berlin Charlottenburg 2 (w dniach 27/28, 28/29.III na odc. Frankfurt (Oder) – Berlin Hbf ZKA)</p> | <p>    Przemyśl Gł. – Świnoujście (przełącza stacja Poznań Gł. na poc. 28171 UZNAM)</p> | <p style="text-align: center;">codziennie</p> |
| <p>IC 3803 CHELMOŃSKI Kraków Gł. – Świnoujście 1-2   </p> | <p> Kraków Gł. – Leipzig Hbf / Dresden Neustadt (przełącza stacja Wrocław Gł. na poc. 132 60003 SAXONIA)</p> | <p style="text-align: center;">do stacji Leipzig Hbf codziennie oprócz 7 – 10, 13 – 17, 20 – 24.IV, a w dniach 7 – 10, 13 – 17, 20 – 24.IV do stacji Dresden Neustadt (w dniach 7 – 10, 13 – 17, 20 – 24.IV na odc. Węgliniec – Dresden Neustadt ZKA)</p> |
| <p>IC 3809 WYCZÓŁKOWSKI Przemyśl Gł. – Świnoujście 1-2   </p> | <p> Przemyśl Gł. – Leipzig Hbf (przełącza stacja Wrocław Gł. na poc. 134 60009 VIA REGIA)</p> | <p style="text-align: center;">codziennie</p> |
| <p>IC 4511 HEWELIUSZ Bielsko-Biała Gł. – Gdynia Gł. 1-2   </p> | <p> Jelenia Góra – Gdynia Gł. (przełącza stacja Wrocław Gł. z poc. 66100)</p> | <p style="text-align: center;">codziennie</p> |
| <p>IC 5410 HEWELIUSZ Gdynia Gł. – Bielsko-Biała Gł. 1-2   </p> | <p>  Gdynia Gł. – Jelenia Góra (przełącza stacja Wrocław Gł. na poc. 60101)</p> | <p style="text-align: center;">codziennie</p> |
| <p>IC 56000/1 (261) BALTIC EXPRESS IC 56002/3 (263) BALTIC EXPRESS IC 56004/5 (265) BALTIC EXPRESS Gdynia Gł. – Praha hl. n. 1-2   </p> | <p> Gdynia Gł. – Wrocław Gł.</p> | <p style="text-align: center;">codziennie</p> |
| <p>IC 56070/1 (461) BALTIC EXPRESS Gdynia Gł. – Praha hl. n. 1-2    </p> | <p> Gdynia Gł. – Szklarska Poręba Grn. (przełącza stacja Wrocław Gł. na poc. 16171 KARKONOSZE)</p> | <p style="text-align: center;">codziennie (od 6/7.IV na odc. Jelenia Góra – Szklarska Poręba Grn. ZKA)</p> |

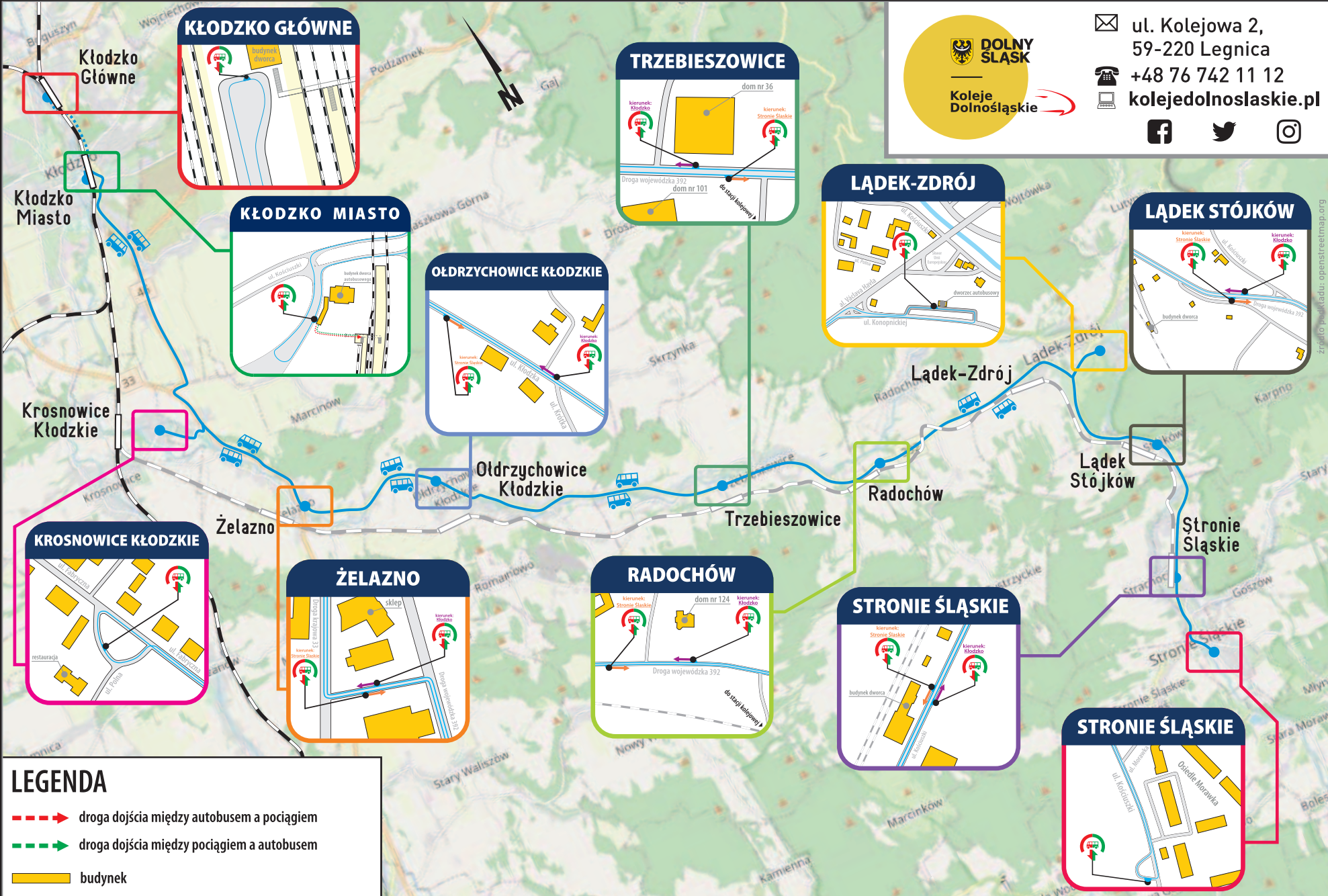
| Relacja i zestawienie pociągu | Wagony bezpośrednie | Termin kursowania wagonów bezpośrednich |
|---|--|---|
| <p>IC 5608/9 POMORZANIN Gdynia Gł. – Jelenia Góra 2  </p> | <p>  Gdynia Gł. – Wrocław Gł.</p> | <p>codziennie</p> |
| <p>IC 6150 ŚNIEŻKA Szklarska Poręba Grn. – Warszawa Wsch. 1-2   (od 11.IV na odc. Szklarska Por. G. – Jelenia G. ZKA)</p> | <p>  Kudowa-Zdrój – Warszawa Wsch. (przełącza stacja Wrocław Gł. z poc. 66150)</p> | <p>© (na odc. Kudowa-Zdrój - Kłodzko Miasto ZKA)</p> |
| <p>IC 61170 KARKONOSZE Szklarska Poręba Grn. – Warszawa Wsch. 1-2   (od 7/8.IV na odc. Szklarska Por. G. – Jelenia G. ZKA)</p> | <p> Szklarska Poręba Grn. – Gdynia Gł. (przełącza stacja Wrocław Gł. na poc. 460 65071 BALTIC EXPRESS)</p> | <p>codziennie (od 7/8.IV na odc. Szklarska Poręba Grn. – Jelenia Góra ZKA)</p> |
| <p>IC 65000/1 (260) BALTIC EXPRESS IC 65002/3 (262) BALTIC EXPRESS IC 65004/5 (264) BALTIC EXPRESS Praha hl. n. – Gdynia Gł. 1-2  </p> | <p> Wrocław Gł. – Gdynia Gł.</p> | <p>codziennie</p> |
| <p>IC 65070/1 (460) BALTIC EXPRESS Praha hl. n. – Gdynia Gł. 1-2  </p> | <p> Szklarska Poręba Grn. – Gdynia Gł. (przełącza stacja Wrocław Gł. na poc. 61170 KARKONOSZE)</p> | <p>codziennie (od 7/8.IV na odc. Szklarska Poręba Grn. – Jelenia Góra ZKA)</p> |
| <p>IC 6508/9 POMORZANIN Jelenia Góra – Gdynia Gł. 2  </p> | <p>  Wrocław Gł. – Gdynia Gł.</p> | <p>codziennie</p> |
| <p>IC 73010 (431) URSA Berlin Hbf / Berlin Gesundbrunnen – Przemyśl Gł. 2 (w dniach 7/8, 8/9, 28/29, 29/30.III na odc. Berlin Hbf – Frankfurt (Oder) ZKA)</p> | <p>    Świnoujście – Przemyśl Gł. (przełącza stacja Poznań Gł. z poc. 82170 UZNAM)</p> | <p>codziennie</p> |
| <p>IC 8302 CHEŁMOŃSKI Świnoujście – Kraków Gł. 1-2  </p> | <p> Leipzig Hbf – Kraków Gł. (przełącza stacja Wrocław Gł. z poc. 133 66002 SAXONIA)</p> | <p>codziennie</p> |
| <p>IC 8308 WYCZÓŁKOWSKI Świnoujście – Przemyśl Gł. 1-2  </p> | <p> Leipzig Hbf – Przemyśl Gł. (przełącza stacja Wrocław Gł. z poc. 135 66008 VIA REGIA)</p> | <p>ze stacji Leipzig Hbf codziennie oprócz 7 – 10, 13 – 17, 20 – 24.IV, a w dniach 7 – 10, 13 – 17, 20 – 24.IV ze stacji Dresden Neustadt (w dniach 7 – 10, 13 – 17, 20 – 24.IV na odc. Dresden Neustadt – Węgliniec ZKA)</p> |







DOLNY ŚLĄSK
Koleje Dolnośląskie

✉ ul. Kolejowa 2,
59-220 Legnica
☎ +48 76 742 11 12
🌐 kolejedolnoslaskie.pl

📘 🐦 📷



LEGENDA

-  droga dojścia między autobusem a pociągiem
-  droga dojścia między pociągiem a autobusem
-  budynek
-  przystanek autobusu dla wsiadających i wysiadających

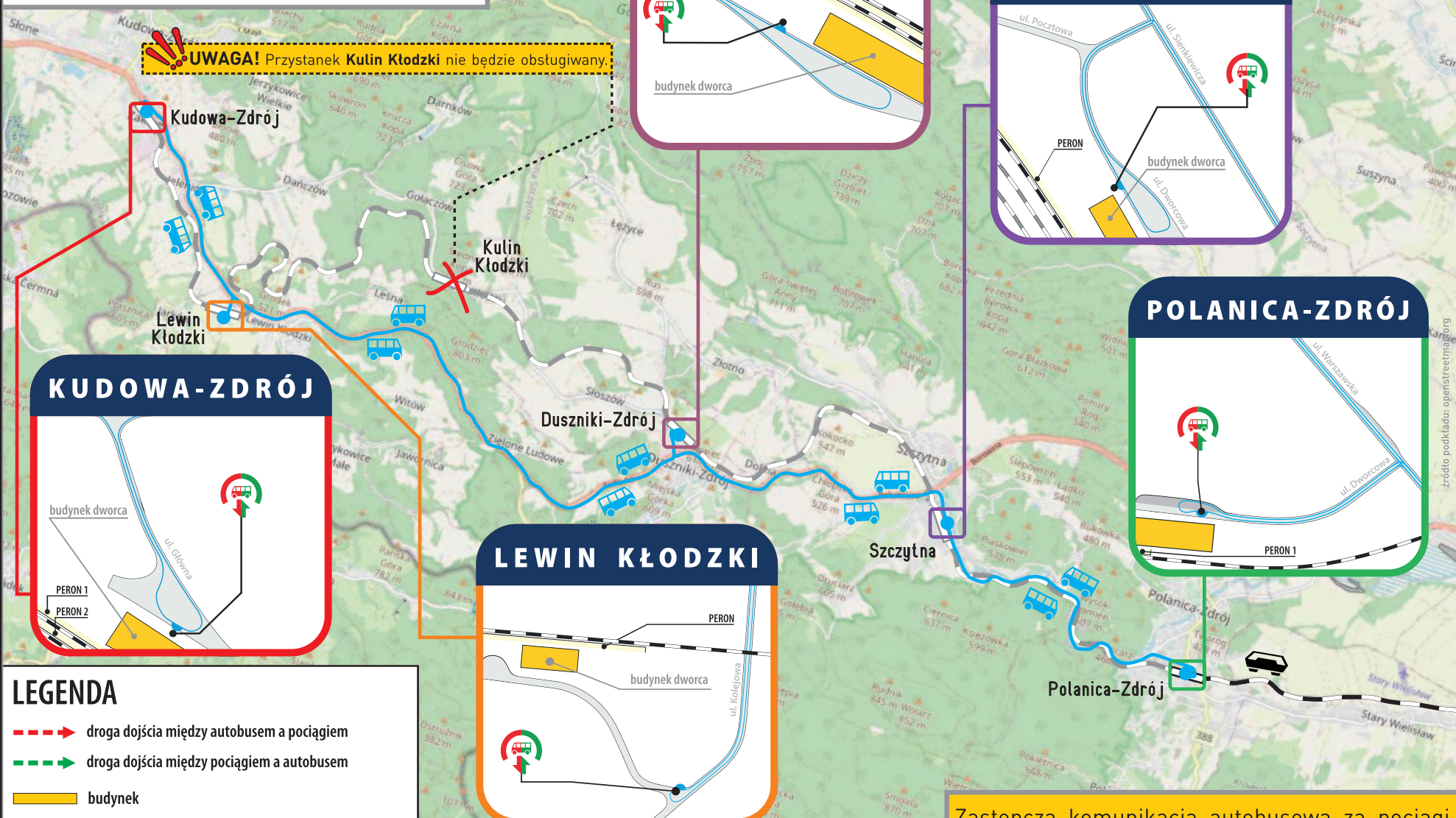
Kolejowa komunikacja autobusowa na odcinku **Stronie Śląskie - Kłodzko Miasto (- Kłodzko Główne)**

Źródło: www.dadu.opensitetravelmap.org



✉ ul. Kolejowa 2,
59-220 Legnica
☎ +48 76 742 11 12
🌐 kolejedolnoslaskie.pl
📘 🐦 📷

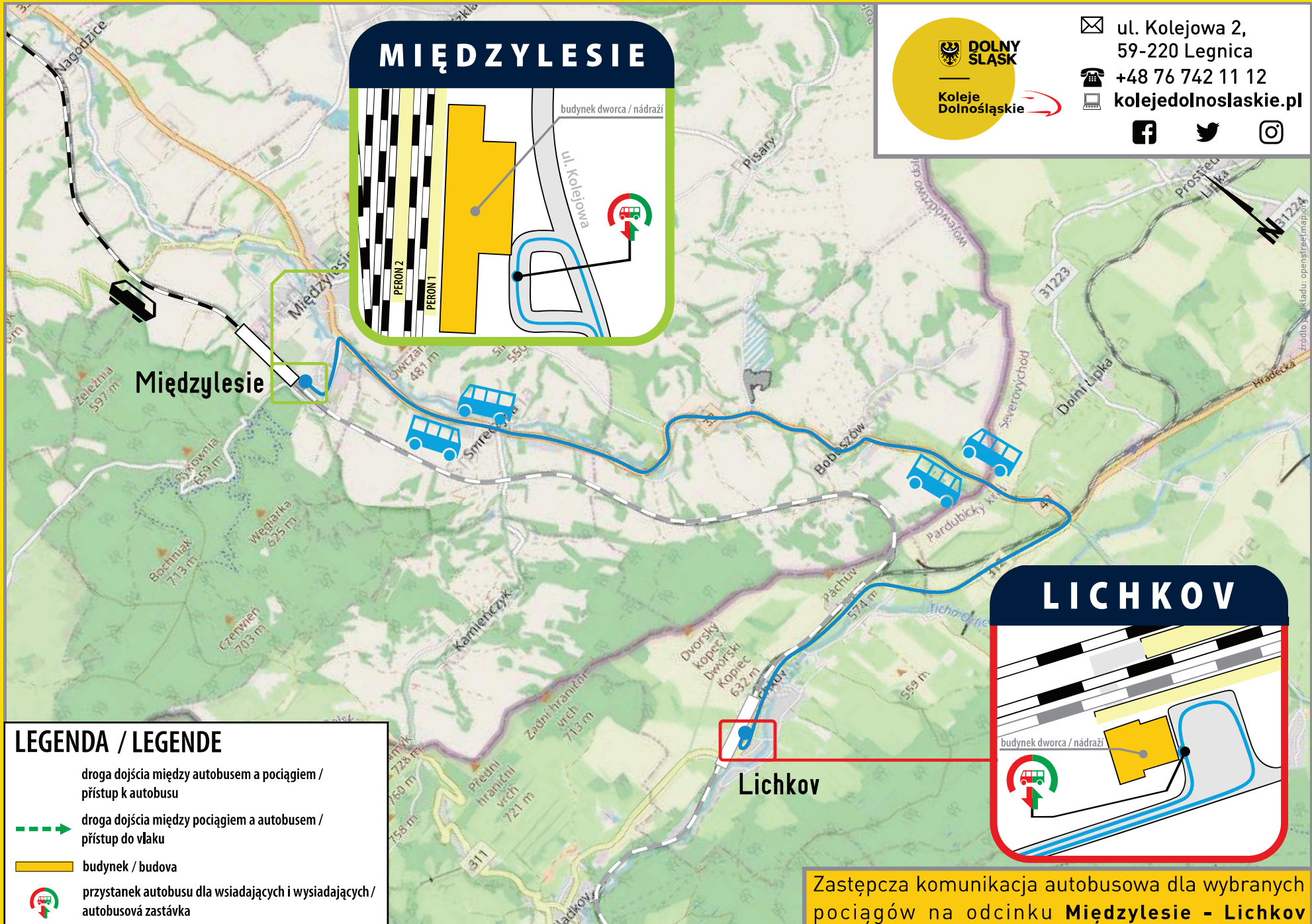
UWAGA! Przystanek **Kulin Kłodzki** nie będzie obsługiwany.



LEGENDA

- droga dojścia między autobusem a pociągiem
- droga dojścia między pociągiem a autobusem
- budynek
- przystanek autobusu dla wsiadających i wysiadających

Zastępcza komunikacja autobusowa za pociągi na odcinku **Polanica-Zdrój - Kudowa-Zdrój**

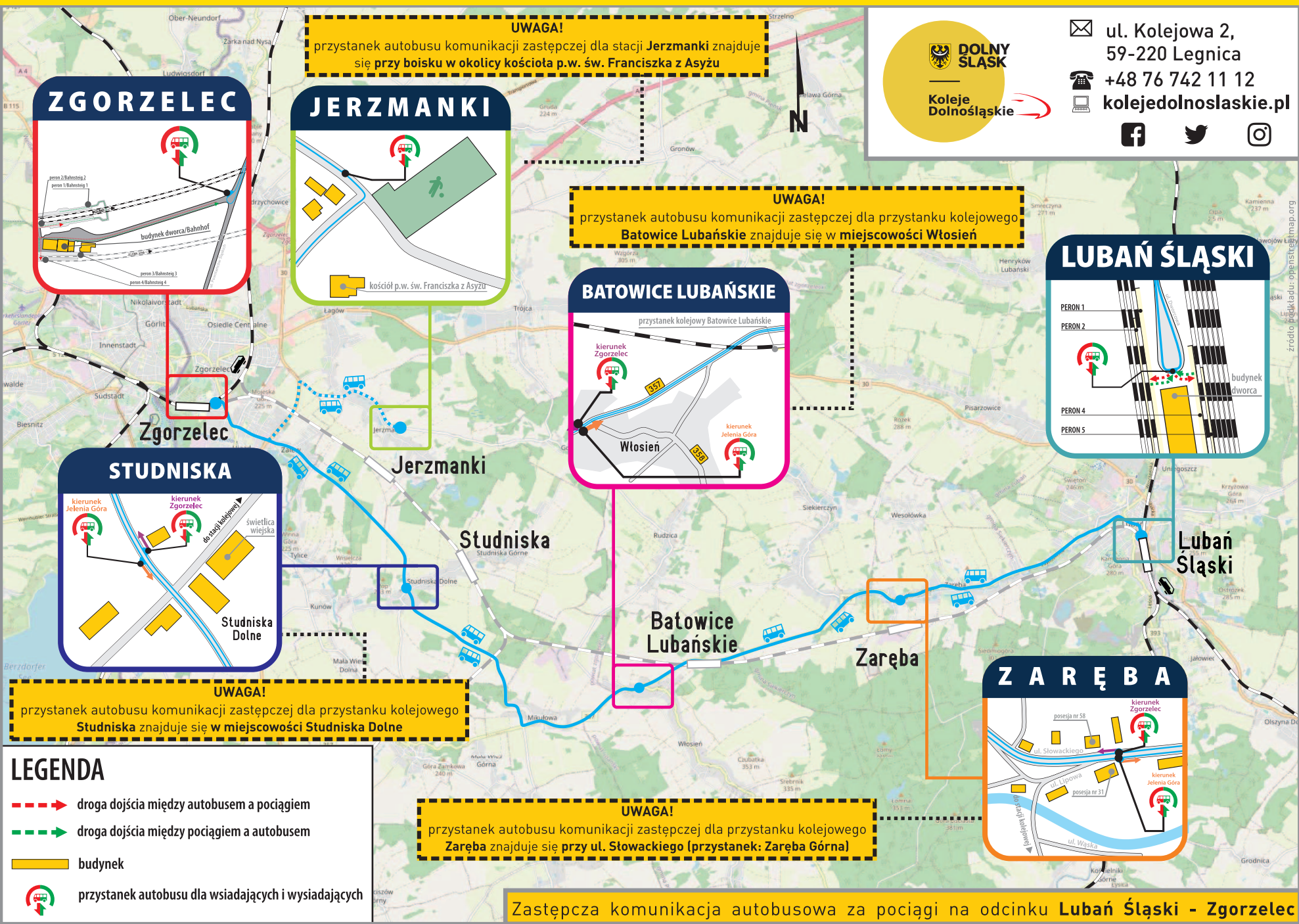


Zastępcza komunikacja autobusowa dla wybranych pociągów na odcinku **Międzylesie - Lichkov**



ul. Kolejowa 2,
59-220 Legnica
+48 76 742 11 12
kolejedolnoslaskie.pl

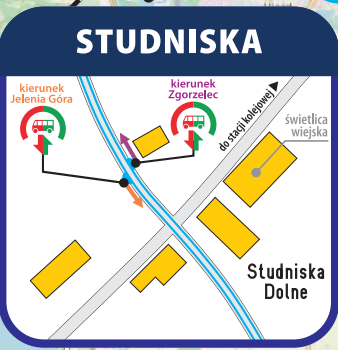
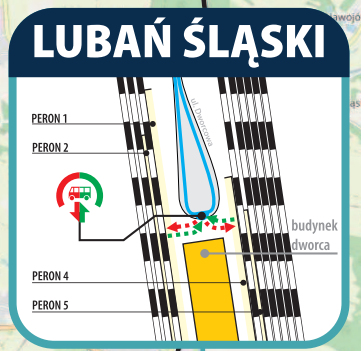
  



UWAGA!
przystanek autobusu komunikacji zastępczej dla stacji Jerzmanki znajduje się przy boisku w okolicy kościoła p.w. św. Franciszka z Asyżu







UWAGA!
przystanek autobusu komunikacji zastępczej dla przystanku kolejowego Batowice Lubańskie znajduje się w miejscowości Włosień



UWAGA!
przystanek autobusu komunikacji zastępczej dla przystanku kolejowego Studniska znajduje się w miejscowości Studniska Dolne

LEGENDA

-  droga dojścia między autobusem a pociągiem
-  droga dojścia między pociągiem a autobusem
-  budynek
-  przystanek autobusu dla wsiadających i wysiadających

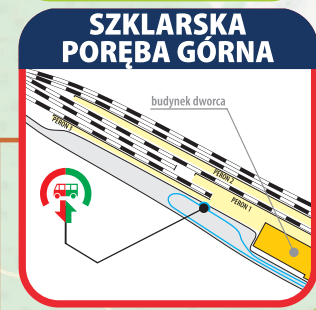
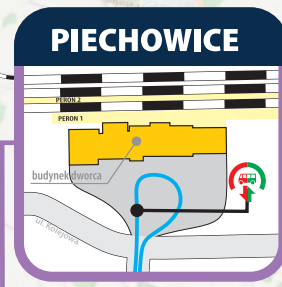
UWAGA!
przystanek autobusu komunikacji zastępczej dla przystanku kolejowego Zareba znajduje się przy ul. Stowackiego (przystanek: Zareba Górna)



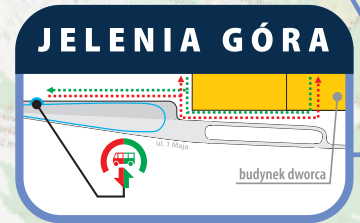
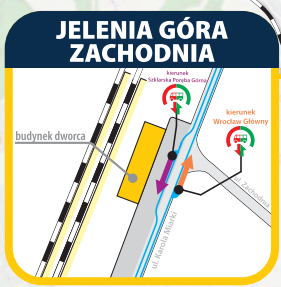
Zastępcza komunikacja autobusowa za pociągi na odcinku **Lubań Śląski - Zgorzelec**



✉ ul. Kolejowa 2,
59-220 Legnica
☎ +48 76 742 11 12
🌐 kolejedolnoslaskie.pl
📱 f 🐦 📷



UWAGA!
przystanek kolejowy Górzyniec
nie będzie obsługiwany
autobusem komunikacji
zastępczej



LEGENDA

- - - ➔ droga dojścia między autobusem a pociągiem
- - - ➔ droga dojścia między pociągiem a autobusem
- 🏠 budynek
- 🚌 przystanek autobusu dla wsiadających i wysiadających

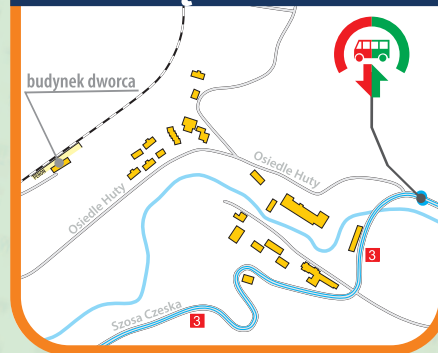
Zastępcza komunikacja autobusowa za pociągi na odcinku **Jelenia Góra - Szklarska Poręba Górna**

źródło: podkładu: openstreetmap.org

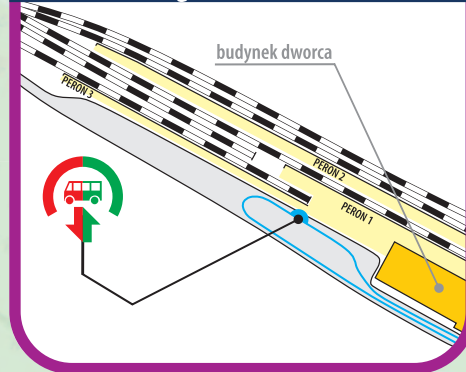
POLANA JAKUSZYCKA



SZKLARSKA POREBA HUTA



SZKLARSKA POREBA GÓRNA



✉ ul. Kolejowa 2,
59-220 Legnica
☎ +48 76 742 11 12
🌐 kolejedolnoslaskie.pl
📘 🐦 📷

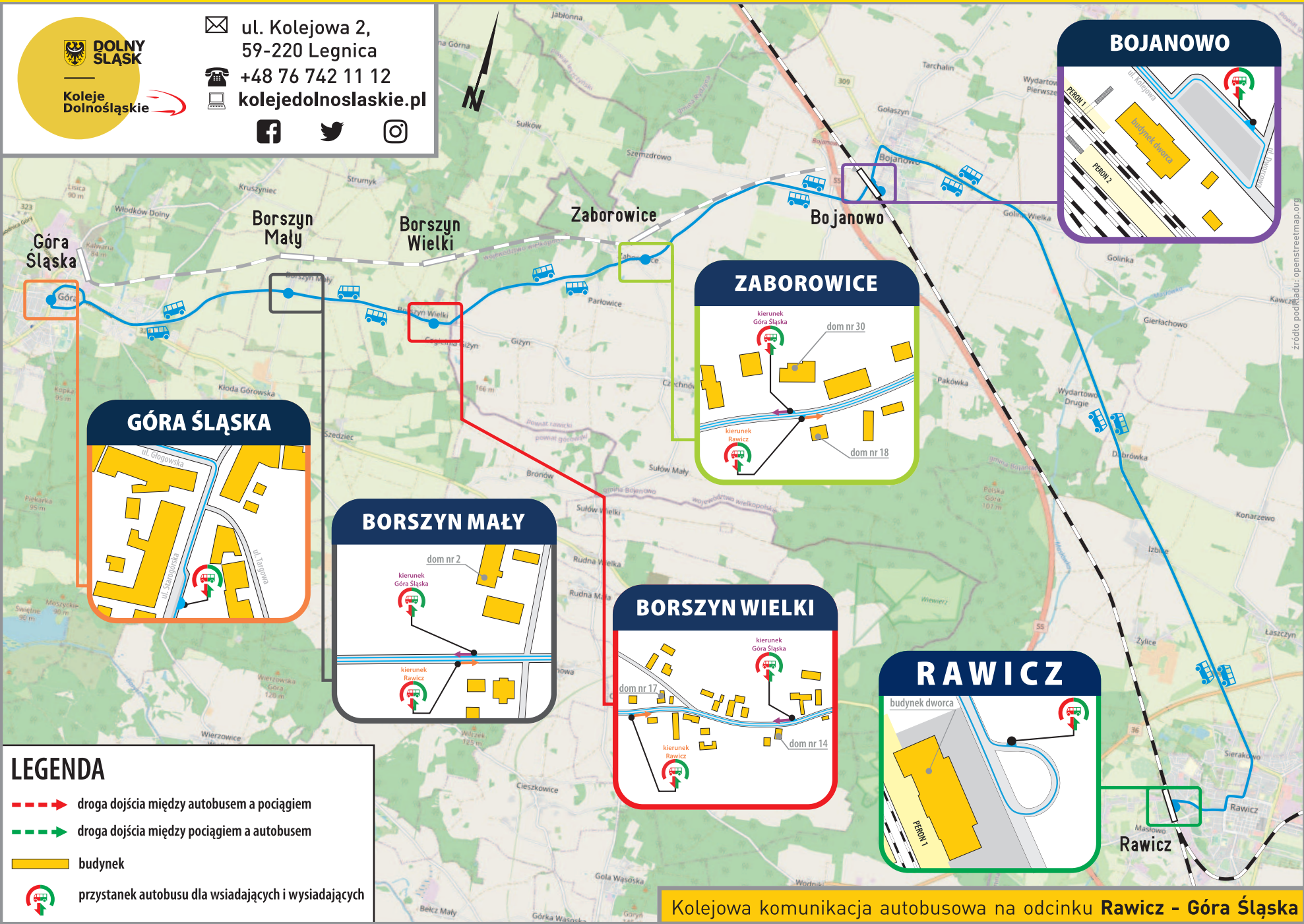
LEGENDA

- droga dojścia między autobusem a pociągiem
- droga dojścia między pociągiem a autobusem
- budynek
- przystanek autobusu dla wsiadających i wysiadających

Zastępcza komunikacja autobusowa dla wybranych pociągów na odcinku **Szklarska Poręba Górna - Polana Jakuszycka - (Kořenov)**



✉ ul. Kolejowa 2,
59-220 Legnica
☎ +48 76 742 11 12
🌐 kolejedolnoslaskie.pl
📱



LEGENDA

- droga dojścia między autobusem a pociągiem
- droga dojścia między pociągiem a autobusem
- budynek
- przystanek autobusu dla wsiadających i wysiadających

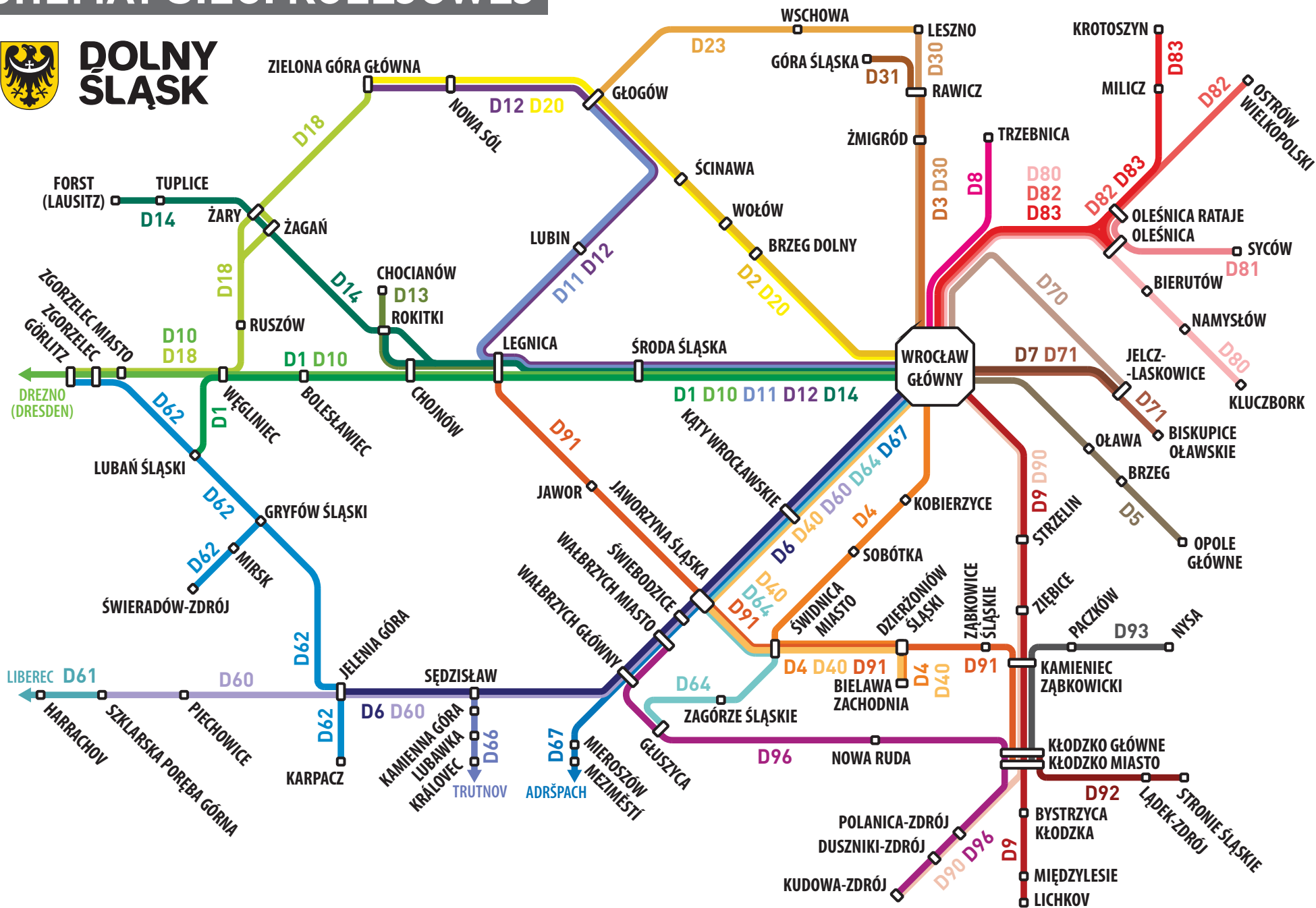
Kolejowa komunikacja autobusowa na odcinku Rawicz - Góra Śląska

Źródło podmapy: openstreetmap.org

SCHEMAT SIECI KOLEJOWEJ



**DOLNY
ŚLĄSK**





Koleje Dolnośląskie SA

ADRES | Legnica, ul. Kolejowa 2 | 59-220

FB | [fb.com/KolejeDolnoslaskieSA](https://www.facebook.com/KolejeDolnoslaskieSA)

TWITTER | @KolejeD

NIP | 691-240-25-76

REGON | 020674645



Opracowano na podstawie danych handlowych przewoźników oraz rozkładu jazdy przygotowanego przez PKP Polskie Linie Kolejowe SA